

# CAMBRO®

## *Product Catalog*



**2020/21**



# CAMBRO® CATALOG TABLE OF CONTENTS

## Equipment



### FOOD HOLDING & TRANSPORTATION

3

Cam GoBox®	6
Cambro GoBags®	22
Insulated Food Servers (Non-Electric)	26
Camchiller®, Thermobarrier® & Camwarmer®	28
Temperature Maintenance	29
Transporter Capacity Guide	30
Insulated Front Loaders	31
Ultra Camcarts®	34
Insulated Food Servers (Electric)	36
Insulated Beverage Containers	44
Beverage Service Cart	47
Camcarts® & Camcarriers®	48



### WAREWASHING, HANDLING & STORAGE

72

Camrack® 4-in-1 System	73
Personalization	84
Camdollies®	86
Tray & Dish/Silver Cart	89
S-Series Adjustable Dish Caddies	90
Cambox® Bus Boxes	95
Service Cart Pro	96
KD Service Cart & KD Utility Cart	97
Service Carts	98
Sizing & Reference Guide	288



### CAMSHELVING® ELEMENTS & BASICS PLUS SERIES

120

Camshelving Elements Series	120
Weight Bearing Chart	121
Elements Series Configurations	122
Elements Series Accessories	126
Camshelving Basics Plus Series	128
Weight Bearing Chart	129
Basics Plus Series Configurations	130
Basics Plus Series Accessories	134
Camshelving Accessories	135



### MOBILE VENDING

50

Versa Food Service System	51
Food Bar Accessories	54
Table Top Food Bars	55
CamKiosk® System	56
Hand Sink Cart	58
Camcruiser® Vending Carts	59
Flex Station	61
Versa Organizers	62
Portable CamBars®	64
Ice Caddies	71



### CAMSHELVING® PREMIUM SERIES

99

Key Features	102
Buyers Guide	104
Free Camshelving Design Service	105
Overall Length — Quick Reference Guide	106
Camshelving Premium Series	108
Weight Bearing Chart	109
Premium Series Configurations	111
Premium Series Accessories	114
High Density Storage Floor Track System	116



### UTILITY SHELVING

139

Camshelving Ultimate #10 Can Rack System	139
Ultimate Sheet Pan Rack	142
Premium Series Full-Wrap Security Cage	145
Drying and Storage Rack	145
Elements Series 2-Shelf Vented Undercounter Units	147
Premium Series Flex Station	147
Wall Shelving and Shelf Extenders	148
Dunnage Racks	149
Camlink®	149

# Supplies



## FOOD STORAGE AND PREPARATION

150

Food Storage Containers	151
Food Storage Boxes & Lids	159
StoreSafe® Labels	163
Camwear® Food Pans & Lids	164
H-Pans™	168
Translucent Food Pans	173
ColdFest®	176
Pizza Dough Boxes	177
Ingredient Bins & Camwear Dry Scoops	178
Soak And Brine Tank & Camcrisper®	179
High Heat Measuring Cups & Camwear Measuring Cups	180



## FOOD PRESENTATION

195

Deli Crocks & Platters	196
ShowFest® Display Bowls & Trays	197
Serving Bowls	198
Display Covers & Trays	201
Crocks & Ladles	202
Serving Spoons, Camtensils® & Turners	203
Tongs	204
Shakers/Dredges & Condiment Jars	205



## TABLE SERVICE

181

Dinnerware	182
Camcovers®	184
Personalization	185
Pitchers	186
Aliso® Barware	187
Cambro® Tumblers & Disposable CamLids®	188
Camliter®	192
Beverage Dispenser, Pail With Bail & Swirl Bowls®	193
Wine Buckets, Punch Bowls & Bud Vase	194



## TRAYS

206

Choose the right tray	207
Personalization	208
Tray Product Guide	210
Century™ Trays	215
Polyester Versa Trays	217
Versa Lite Trays	220
Camtrays®	222
EpicTread™ Trays	228
Dietary & Camlite® Trays	229
Camwear® Trays	230
Camtread® Trays	232
Treadlite™ & Polytread Trays®	233
Wood Trays	234
Corfu, Capri, Mykonos, & Madeira Trays	235
Fast Food Trays	240
Compartment Trays	245
Market Trays & Pans	245

# Healthcare



## HEALTHCARE

246

Camduction®	
Complete Heat System	248
Meal Delivery Ware	251
Reusable CamLids® for Meal Delivery Systems	254
Camrack® Wash and Store Rack	254
Healthcare Tumbler, Swirl Bowl and Disposable Camlids	255
Camshelving®	
Hygienic Drying Racks	256
Tablotherm	258
Versa Trays	262
Non-Slip Versa Trays	263
Camtrays® with Handles & Camwear Non-Slip Tray	265
Meal Delivery Carts	267

## GENERAL INFORMATION

Icon Directory	2
Alpha Numeric Listing	271
Warranty	286
Roto Color Chart	289

## PERSONALIZATION

CamKiosk®	56
Camcruisers®	59
Camracks®	84
Table Service/Storage	185
Trays	208

## www.cambro.com

Visit [www.cambro.com](http://www.cambro.com) for a wide variety of information about our products including new product updates, an interactive Camrack Glass to Rack Guide, consultant cut sheets and CAD drawings, care and maintenance product guides and more.

**The Trademarks of Cambro and product images are the property of Cambro and are subject to the control and ownership of Cambro. Any use thereof is only granted for the promotion and sales of Cambro products and subject to the control of Cambro Manufacturing Company.**

# the cambro® story

When William and Argyle Campbell first opened the doors at Cambro Manufacturing in 1951, their goal was to make a hospital meal tray of the highest quality possible. Named the Camtray®, it demonstrated that they were as committed to excellence in the food service industry as they were to the quality of their own products. As 2016 marks the company's 65th year of leadership in quality, innovation and customer service, today Cambro serves the world with the industry's most complete selection of products for widely diverse segments of the food service business.

The future is certain to bring great changes to our industry. Yet one thing that will remain a constant is Cambro's tradition of continually developing new products that help food service operators save time and money, increase sales, reduce labor and improve service. In the years ahead, guided by the commitment of its founders to innovation, quality, and value, Cambro Manufacturing will still be the leader in serving the food service industry and you, our valued customer.

## ICON DIRECTORY

Throughout the Cambro catalog, find the following easy to identify icons to help explain Cambro product features or services.



### Food Safety Matters

For 65+ years, Cambro foodservice equipment and supplies have earned the trust and loyalty of customers and public health professionals alike because our products are designed with Food Safety in mind. At Cambro, every product design is based upon the core principle of food safety.

Look for the Cambro StoreSafe mark throughout the Cambro catalog to identify Cambro storage and transportation products that support safe food handling.

You can learn more about Cambro's Food Safety initiatives at [www.cambro.com/storesafe](http://www.cambro.com/storesafe)



Many Cambro products may be recycled. For further information, please contact your Cambro representative.



Listed by NSF International, an independent, not-for-profit organization which certifies products that meet their criteria for sanitation and cleanliness.



Foam Insulation



Cambro "Storage Select" BPA-Free (Bisphenol-A Free) products are available for customers who are interested in products deemed BPA-Free.

Please contact your sales representative for more information.



Not For Use In Heated Carts



Prorated Warranty



Fit for Food Products



Personalization Available  
Non-Food Contact Areas Only



Certifies products  
by Technischer  
Überwachungs-Verein.  
(Technical Inspection  
Association)



Dishwasher Safe



One carton of product is within the weight and cube requirements to be shipped by parcel carrier.



New Product



Stackable



# FOOD HOLDING AND TRANSPORTATION





# Ready to Deliver

Cambro offers the widest variety of delivery equipment options in the industry. We'll help you design the optimal system to grow your delivery business while maintaining the food safety, flavors and textures that built your loyal following.

## Food Safety and Quality

From the time the food is prepped to the moment it reaches the customer's doorstep, every second counts. Keep food safely hot or cold every step of the way.

- At-counter holding for pick-up or takeout.
- Curbside pick-up.
- Delivery.

## Employee Safety

High-tech materials and ergonomic design reduce the load for employees.

- Lightweight options.
- Secure carrying straps.
- Dollies for large catering orders.

## Icon Directory



Lightweight – Made of EPP (Expanded Polypropylene) an eco friendly high performance insulation material.



Chemically Inert – unaffected by oil, grease and most chemicals.



Excellent Energy Absorption – can withstand substantial impact without damage.



Great Structural Strength – capable of handling significant loads while maintaining its shape and form.



Dishwasher safe.



Safe for food contact.



100% Recyclable.

## CAMBRO® GOBAGS® PROFESSIONAL GRADE INSULATED CARRIERS

Lightweight GoBags are great for single-stop deliveries of hot and cold menu items, especially pizza.

- Sturdy nylon fabric.
- High-density insulation.
- Designed to protect food quality.
- Sewn-in carrying straps.
- Minimal storage space.



## CAM GOBOX® PROFESSIONAL GRADE INSULATED CARRIERS



Made of Expanded Polypropylene (EPP), an eco-friendly, high performance insulation material, Cam GoBoxes are incredibly lightweight, making delivery easy.

- Hold safe temperatures over four hours.
- Great for holding for pick-up.
- Good for multiple stops or large events.
- Stackable.
- Most economical option.





# CAM GOBOX® PROFESSIONAL GRADE INSULATED CARRIERS

## GN Top Loaders

**A BUILT-IN LABEL AREA**  
Keeps optional plastic menu tags in place for easy content identification or routing. StoreSafe® Labels can also be used with Cam GoBoxes.



**CAM GOBOXES**  
Inter-stack and also stack with major competitive brands.

**LINE YOUR CAM GOBOX**  
With a Cambro GN Food Pan and Seal Cover for the ultimate food safety solution. Cambro GN pans protect food and carrier to support HACCP compliance.



TEMPERATURE RETENTION  
**4+ hours**

## GN Top Loader – Large Handles

**OPTIONAL INSERT KIT**  
For an additional cold boost, use with optional Camchiller® Insert Kit EPPCTLPKG. Built-in cut-outs support cold transfer while protecting food from condensation.



**ERGONOMIC HANDLES**  
Comfortable handles allow easy and safe lifting of the EPP180LH GoBox.

**EASY LOADING AND UNLOADING**  
Interior wall recesses make loading and unloading easy for both GN 1/1 as well as GN 1/2 Food Pans. Straight interior walls allow room for stacking pans inside carrier.



**CAM GOHEAT™**  
Warms to 75°C in just 10 minutes after plugging in. Place in the bottom of your insulated carrier or use to hold or display hot foods on a table top, counter or buffet.



**Note:** Best results will be achieved by loading food pans between 82° to 88°C. Loading metal food pans over 120°C will result in damage to the carrier.





# CAM GOBOX® PROFESSIONAL GRADE INSULATED CARRIERS— GN TOP LOADERS

## For Half-Size (GN 1/2) Food Pans



### EPP260

Holds 1 each 15 cm deep food pan\*

**EXTERIOR:** L 39 x W 33 x H 25,7 cm

**INTERIOR:** L 33 x W 27 x H 19,3 cm

**UNIT WEIGHT:** 0,62 kg

**VOLUME:** 16,9 L

**Case Pack:** 1 **Color:** Black (110).



New!

### EPP280 without Strap

Holds 1 each 20 cm deep food pan\*

**EXTERIOR:** L 39 x W 33 x H 31,6 cm

**INTERIOR:** L 33 x W 27 x H 25,3 cm

**UNIT WEIGHT:** 0,7 kg / 0,8 kg with strap

**VOLUME:** 22,3 L

**Case Pack:** 1 **Color:** Black (110).



### EPP280BKST with Black Strap EPP280RDST with Red Strap

Holds 1 each 20 cm deep food pan\*

**EXTERIOR:** L 39 x W 33 x H 31,6 cm

**INTERIOR:** L 33 x W 27 x H 25,3 cm

**UNIT WEIGHT:** 0,7 kg / 0,8 kg with strap

**VOLUME:** 22,3 L

**Case Pack:** 1 **Color:** Black (110).

## For Full-Size (GN 1/1) or Half-Size (GN 1/2) Food Pans



New!

### EPP140

Holds 1 each 10 cm deep food pan\*

**EXTERIOR:** L 60 x W 40 x H 20,7 cm

**INTERIOR:** L 53,8 x W 33,8 x H 14,5 cm

**UNIT WEIGHT:** 0,91 kg

**VOLUME:** 26 L

**Case Pack:** 1 **Color:** Black (110).



New!

### EPP160 / EPP160CL with Color Lid

Holds 1 each 15 cm deep food pan\*

**EXTERIOR:** L 60 x W 40 x H 25,7 cm

**INTERIOR:** L 53,8 x W 33,8 x H 19,5 cm

**UNIT WEIGHT:** 1,07 kg

**VOLUME:** 35,5 L

**Case Pack:** 1 **EPP160 Lid Color:** Black (110).

**EPP160CL Lid Colors:** Red (365), Orange (363), Yellow (361), Green (360), Blue (362).



New!

### EPP180 / EPP180CL with Color Lid

Holds 1 each 20 cm deep food pan\*

**EXTERIOR:** L 60 x W 40 x H 31,6 cm

**INTERIOR:** L 53,8 x W 33,8 x H 25,4 cm

**UNIT WEIGHT:** 1,2 kg

**VOLUME:** 46 L

**Case Pack:** 1 **EPP180 Lid Color:** Black (110).

**EPP180CL Lid Colors:** Red (365), Orange (363), Yellow (361), Green (360), Blue (362).



### EPP180S

Holds 1 each 20 cm deep food pan\*

**EXTERIOR:** L 60 x W 40 x H 31,6 cm

**INTERIOR:** L 53,8 x W 33,8 x H 25,4 cm

**UNIT WEIGHT:** 1,13 kg

**VOLUME:** 43 L

**Case Pack:** 1 **Color:** Black (110).



New!

### EPP180XLT

Holds 1 each 20 cm deep food pan\*

**EXTERIOR:** L 61 x W 43,1 x H 39,1 cm

**INTERIOR:** L 54,8 x W 36,8 x H 32 cm

**UNIT WEIGHT:** 1,45 kg

**VOLUME:** 64,5 L

**Case Pack:** 1 **Color:** Black (110).



New!

### EPP180LH

Holds 1 each 20 cm deep food pan\*

**EXTERIOR:** L 68 x W 40 x H 32,1 cm

**INTERIOR:** L 53,8 x W 35,5 x H 25,5 cm

**UNIT WEIGHT:** 1,2 kg

**VOLUME:** 46 L

**Case Pack:** 1 **Color:** Black (110).

\*Or equivalent

# CAM GOBOX® PROFESSIONAL GRADE INSULATED CARRIERS— GN FRONT LOADERS



**DRIP-RESISTANT**  
Built-in condensation barrier helps front loaders to remain drip-resistant.



**4-SIDED HANDLING**  
Thoughtfully designed built-in handles along the top of front loading models allow them to be easily carried from all four sides.

**A BUILT-IN LABEL AREA**  
Keeps plastic menu tags (included with EPP300 and EPP400) in place for easy content identification or routing. StoreSafe® labels can also be used with Cam GoBoxes.

**GENTLE OPEN AND CLOSE**  
Beveled door edges ensure door can be easily closed and latched. Durable latches for long term use.



**FULL 270° ACCESS**  
Durable hinges and latches allow the door to open 270° and remain open securely to the side of the front loader for easy access to products. Latches keep door securely closed during transport.



**STACKABILITY**  
Cam GoBoxes inter-stack.

**TEMPERATURE MAINTENANCE TOOLS**  
Cam GoBox front loading carriers are designed with enough room to hold GN 1/1 Food Pans along with a Camwarmer® or Camchiller®, if desired.

TEMPERATURE RETENTION  
**4+ hours**



**Note:** Best results will be achieved by loading food pans between 82° to 88°C. Loading metal food pans over 120°C will result in damage to the carrier.

# CAM GOBOX® PROFESSIONAL GRADE INSULATED CARRIERS— GN FRONT LOADERS

For Full-Size (GN 1/1) Food Pans



## **EPP300**

Holds 3 each 10 cm deep food pan\*

**EXTERIOR:** L 64 x W 44 x H 47,5 cm

**INTERIOR:** L 53,5 x W 33 x H 37 cm

**UNIT WEIGHT:** 3,2 kg

**VOLUME:** 60 L

**Case Pack:** 1    **Color:** Black (110).



## **EPP400**

Holds 4 each 10 cm deep food pan\*

**EXTERIOR:** L 64 x W 44 x H 62,5 cm

**INTERIOR:** L 53,5 x W 33 x H 52,5 cm

**UNIT WEIGHT:** 3,9 kg

**VOLUME:** 86 L

**Case Pack:** 1    **Color:** Black (110).



\*Or equivalent



# CAM GOBOX® GN ACCESSORIES

## Camchillers®

Camchillers (Cold plates) are designed to extend the cold holding time of your food. Simply freeze flat overnight and place at the top of your carrier.



### CP3253

Camchiller GN 1/1 for EPP140, EPP160, EPP160CL, EPP180, EPP180CL, EPP180LH, EPP300, EPP400

**L** 53 x **W** 32,5 x **H** 3 cm

**UNIT WEIGHT:** 3,9 kg

**Case Pack:** 1 **Color:** Glacier Blue (443).



### CP2632

Camchiller GN 1/2 for EPP260, EPP280, EPP280BKST, EPP280RDST

**L** 32,5 x **W** 26,5 x **H** 3 cm

**UNIT WEIGHT:** 1,75 kg

**Case Pack:** 1 **Color:** Glacier Blue (443).

## Camwarmers®

Camwarmers (Hot plates) are designed to extend the hot holding time of your food. Place in a hot water bath for 40 minutes and place at the bottom of your carrier.



### HP3253

Camwarmer GN 1/1 for EPP140, EPP160, EPP160CL, EPP180, EPP180CL, EPP180LH, EPP300, EPP400

**L** 53 x **W** 32,5 x **H** 3 cm

**UNIT WEIGHT:** 3,9 kg

**Case Pack:** 1 **Color:** Fire Red (444).



### HP2632

Camwarmer GN 1/2 for EPP260, EPP280, EPP280BKST, EPP280RDST

**L** 32,5 x **W** 26,5 x **H** 3 cm

**UNIT WEIGHT:** 1,75 kg

**Case Pack:** 1 **Color:** Fire Red (444).

New!

## Camchiller Inserts

Built-in cut-outs support cold transfer while protecting food from condensation.



### EPPCTS

Camchiller Insert for Standard EPP140, EPP160, EPP160CL, EPP180, EPP180CL, EPP180LH, EPP300, EPP400

**EXTERIOR:** L 60 x W 40 x H 8,7 cm

**INTERIOR:** L 53,7 x W 33,7 x H 3,4 cm

**UNIT WEIGHT:** 0,37 kg

**Case Pack:** 1 **Color:** Black (110).



### EPPCTL

Camchiller Insert for EPP180LH

**EXTERIOR:** L 68 x W 40 x H 8,7 cm

**INTERIOR:** L 53,7 x W 33,7 x H 3,4 cm

**UNIT WEIGHT:** 0,37 kg

**Case Pack:** 1 **Color:** Black (110).

## Cam GoHeat™

Warms to 75°C in just 10 minutes after plugging in. Place in the bottom of your insulated carrier or use to hold or display hot foods on a table top, counter or buffet.



**CGH100WUK** 100W, 230V\* UK

**CGH200WUK** 200W, 230V\* UK

**CGH100WEU** 100W, 230V\* EU

**CGH200WEU** 200W, 230V\* EU

**CGH1W12VCAR** 100W, 12V - 14,2V Auto

**L** 49,5 x **W** 28,5 x **H** 1,2 cm

**UNIT WEIGHT:** 1,1 kg

**Case Pack:** 1 **Color:** Silver (486).

\*220-240 volt alternating current.

## Camchiller Insert Kits



### EPPCTSPKG110

Standard top loader Camchiller and Insert all in one package, available for EPP180 and EPP160.



### EPPCTLPKG110

Large handle Camchiller and Insert all in one package, available for EPP180LH.

## ThermoBarrier®

Designed to keep hot or cold air concentrated within your front-loading carrier. As food pans are being removed, use the ThermoBarrier to close up any open space created.



### EPP3253DIV

ThermoBarrier fits EPP300 and EPP400

**L** 53 x **W** 32,7 x **H** 3,7 cm

**UNIT WEIGHT:** 0,37 kg

**Case Pack:** 1 **Color:** Black (110).



## CAM GOBOX® GN ACCESSORIES

### Color Lids

Use lids to color code for quick content identification or routing.



#### EPP3253LID

Color lid for EPP140, EPP160, EPP160CL, EPP180, EPP180CL, EPP180S

**L** 60 x **W** 40 x **H** 3,4 cm

**UNIT WEIGHT:** 0,28 kg

**Case Pack:** 1 **Colors:** Cambro Red (365), Orange (363), Yellow (361), Green (360), Cold Blue (362), Black (110).

### Camdolly®



#### CD3253EPP

Camdolly fits GN 1/1 Cam GoBoxes 4 swivel casters, 2 with brake

**EXTERIOR:** L 69,2 x **W** 42,6 x **H** 16,7 cm

**INTERIOR:** L 61,8 x **W** 41 cm

**UNIT WEIGHT:** 4,5 kg

**LOAD CAPACITY:** 250 kg

**OPTIONAL TRANSPORTING STRAP:**  
400STP, 381 cm long strap

**Case Pack:** 1 **Camdolly Color:** Hot Red (158).  
400STP **Color:** Beige (000).

### Plastic ID Labels



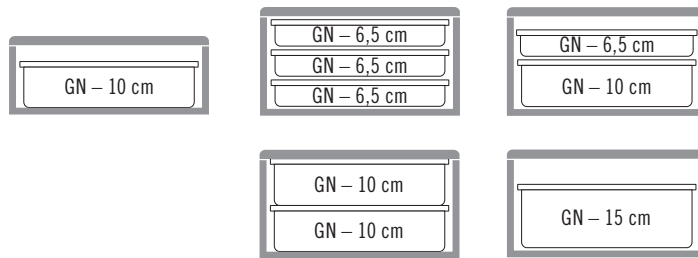
#### EPPID5

Plastic ID labels fits all Cam GoBoxes

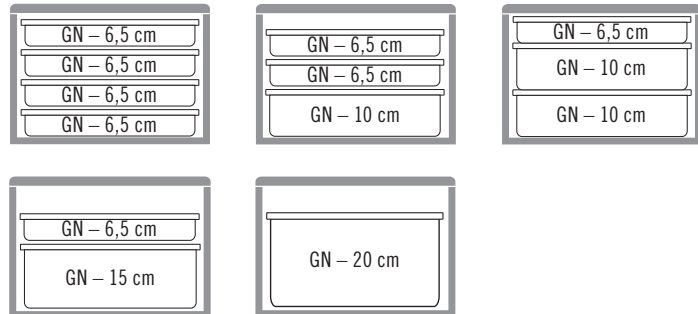
**Case Pack:** 1 **Color:** (000).

## CAM GOBOX® CAPACITY GUIDE

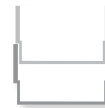
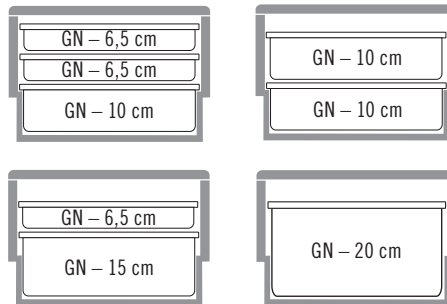
### EPP140 (GN 1/1) EPP160 (GN 1/1) & EPP260 (GN 1/2)



### EPP180 (GN 1/1) & EPP280 (GN 1/2)

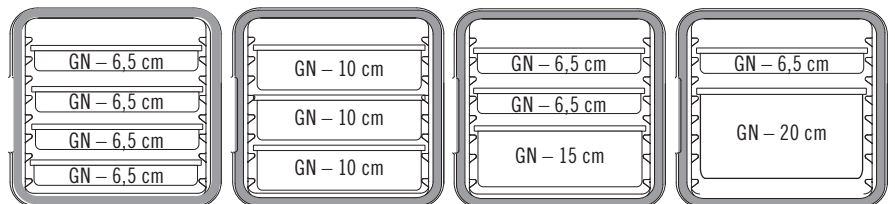


### EPP180S

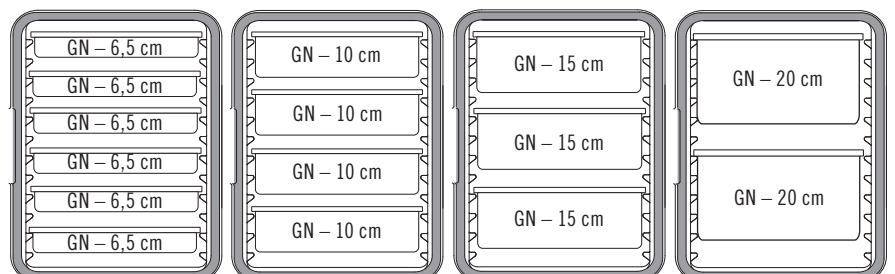


Unique design allows inter-stacking, saving 30% storage space.

### EPP300 (GN 1/1)



### EPP400 (GN 1/1)



# CAM GOBOX® 4060 PROFESSIONAL GRADE INSULATED CARRIERS— MULTI-PURPOSE FRONT LOADER – 60 X 40 CM

## STACKABILITY

Cam GoBoxes inter-stack and also stack with major competitive brands.

## EASY IDENTIFICATION

A built-in label area keeps plastic menu tags in place for easy content identification or routing. Dissolvable StoreSafe® Labels can also be used with Cam GoBoxes.

## FULL 270° ACCESS

Durable hinges and latches allow the door to open 270° and remain open securely to the side of the front loader for easy access to products. Latches keep door securely closed during transport.



## 4-SIDED HANDLING

Thoughtfully designed, built-in handles along the top of the front loader units allow them to be easily carried from all four sides.

## UNIQUE DESIGN

Compartment for cold chiller plate or hot plate is located on the inner back wall to prevent overhead condensation drips and to evenly distribute temperature throughout the carrier.

## GENTLE OPEN AND CLOSE

Beveled door edges ensure door can be easily closed and latched. Durable latches for long term use.

## DRIP-RESISTANT

Built-in condensation barrier helps front loaders to remain drip-resistant.



## Front Loaders With Built-In Rails

Front-loading carriers with built-in rails are designed to hold 60 x 40 cm pans, sheet pans and trays securely in place during transport.



### EPP4060F6R

Carrier with 6 Built-in Rails

**EXTERIOR:** L 77 x W 54 x H 68,7 cm

**INTERIOR:** L 61,5 x W 41 x H 58,5 cm

**RAIL SPACING:** 6 cm

**UNIT WEIGHT:** 6,34 kg

**VOLUME:** 126 L

**Case Pack:** 1 **Color:** Black (110).



### EPP4060F9R

Carrier with 9 Built-in Rails

**EXTERIOR:** L 77 x W 54 x H 68,7 cm

**INTERIOR:** L 61,5 x W 41 x H 58,5 cm

**RAIL SPACING:** 3,5 cm

**UNIT WEIGHT:** 6,6 kg

**VOLUME:** 126 L

**Case Pack:** 1 **Color:** Black (110).

## TEMPERATURE RETENTION

# 4+ hours



**Note:** Best results will be achieved by loading pans between 82° to 88°C. Loading metal pans over 120°C will result in damage to the carrier.

# CAM GOBOX® PROFESSIONAL GRADE INSULATED CARRIERS—

## FRONT LOADER – 60 X 40 CM

### Front Loader without Rails

Multi-purpose carrier with no molded-in rails is designed for transporting 60 x 40 cm crates filled with wrapped, prepackaged foods. This carrier can also be modified for versatility to include optional, stainless steel adjustable rails, EPP4060FPR1\*, for transporting a combination of 60 x 40 cm crates, baking pans and trays all in the same carrier.



#### **EPP4060FNR**

**EXTERIOR:** L 77 x W 54 x H 68,7 cm

**INTERIOR:** L 61,5 x W 41 x H 58,5 cm

**UNIT WEIGHT:** 6,1 kg

**VOLUME:** 155 L

**Case Pack:** 1 **Color:** Black (110).

\*Additional rails can be purchased separately. See accessories page.

### Front Loader with Adjustable Rails

The multi-purpose carrier with adjustable rails is designed with 2 sets of stainless steel adjustable rails.\* This exclusive design provides the operator with maximum flexibility to transport a combination of 60 x 40 cm crates, baking pans and trays all in the same carrier.



#### **EPP4060FADJR**

**EXTERIOR:** L 77 x W 54 x H 68,7 cm

**INTERIOR:** L 61,5 x W 41 x H 58,5 cm

**UNIT WEIGHT:** 8,17 kg

**VOLUME:** 155 L

**Case Pack:** 1 **Color:** Black (110).

\*Additional rails can be purchased separately. See accessories page.



# CAM GOBOX® 4060 PROFESSIONAL GRADE INSULATED CARRIERS—

## TOP LOADERS FOR 60 X 40 CM CRATES

Top loading 60 x 40 cm carriers are lightweight and designed to keep hot or cold food out of the danger zone for 4+ hours. Designed to transport bakery crates and more, 60 x 40 GoBoxes even have room for a cold plate Camchiller® or hot plate Camwarmer® to enhance temperature retention. Ergonomic, recessed handles for convenient carrying and transporting.



Recessed handles ease carrying and storage.

Cam GoBoxes inter-stack and also stack with major competitive brands.

A built-in label area keeps optional plastic menu tags in place for easy content identification or routing. StoreSafe® Labels can also be used with Cam GoBoxes.



### EPP4060T200

20 cm Deep Top Loader

**EXTERIOR:** L 69 x W 49 x H 27 cm

**INTERIOR:** L 62,5 x W 42,5 x H 20,5 cm

**UNIT WEIGHT:** 1,4 kg

**VOLUME:** 53 L

**Case Pack:** 1 **Color:** Black (110).



### EPP4060T300

30 cm Deep Top Loader

**EXTERIOR:** L 69 x W 49 x H 37 cm

**INTERIOR:** L 62,5 x W 42,5 x H 30,5 cm

**UNIT WEIGHT:** 1,7 kg

**VOLUME:** 80 L

**Case Pack:** 1 **Color:** Black (110).

### TEMPERATURE RETENTION

# 4+ hours



**Note:** Best results will be achieved by loading pans between 82° to 88°C. Loading metal pans over 120°C will result in damage to the carrier.



# CAM GOBOX® 4060 ACCESSORIES

## Camchiller®

Camchiller (Cold plate) is designed to extend the cold holding time of your food. Simply freeze flat overnight and place at the top of your top-loading carrier or at the back of your front-loading carrier.



### CP3253

Camchiller GN 1/1 fits all Cam GoBoxes 4060

L 53 x W 32,5 x H 3 cm

UNIT WEIGHT: 3,9 kg

Case Pack: 1 Color: Glacier Blue (443).

## Camwarmer®

Camwarmer (Hot plate) is designed to extend the hot holding time of your food. Place in a hot water bath for 40 minutes and place at the bottom of your top-loading carrier or at the back of your front-loading carrier.



### HP3253

Camwarmer GN 1/1 fits all Cam GoBoxes 4060


L 53 x W 32,5 x H 3 cm

UNIT WEIGHT: 3,25 kg

Case Pack: 1 Color: Fire Red (444).

## Adjustable Rail Kit for EPP4060FNR

Stainless Steel frames and 2 sets of rails are designed to offer the operator the flexibility to adjust and create custom spaces as needed in-between the rails.



### EPP4060FPR1

Stainless Steel frames and 2 sets of rails

L 60 x W 1 x H 58 cm

UNIT WEIGHT: 2,07 kg

Case Pack: 1 Color: Silver (000).

## Cam GoHeat™

Warms to 75°C in just 10 minutes after plugging in. Place in the bottom of your insulated carrier or use to hold or display hot foods on a table top, counter or buffet.



CGH100WUK 100W, 230V\* UK  
CGH200WUK 200W, 230V\* UK  
CGH100WEU 100W, 230V\* EU  
CGH200WEU 200W, 230V\* EU  
CGH1W12VCAR 100W, 12V - 14,2V Auto

L 49,5 x W 28,5 x H 1,2 cm

UNIT WEIGHT: 1,1 kg

Case Pack: 1 Color: Silver (486)  
\*220-240 volt alternating current.

## Kit of Rails for EPP4060FPR1

Kit of 2 adjustable stainless steel rails can be purchased separately to transport more items within the same carrier.



### EPP4060FAR

Kit of 2 adjustable stainless steel rails

L 60 x W 3 x H 3 cm

UNIT WEIGHT: 0,42 kg

Case Pack: 1 Color: Silver (000).

## Camdolly® for Cam GoBoxes 4060



### CD4060EPP

Camdolly fits Cam GoBoxes 4060  
4 swivel casters, 2 with brake

EXTERIOR: L 71 x W 51 x H 16,7 cm

INTERIOR: L 70 x W 50 cm

UNIT WEIGHT: 5,27 kg

LOAD CAPACITY: 250 kg

Case Pack: 1 Color: Hot Red (158).

## Plastic ID Labels



### EPPID5

Plastic ID labels fits all Cam GoBoxes

Case Pack: 1 Color: (000).

# CAM GOBOX® PROFESSIONAL GRADE INSULATED CARRIERS— TOP-LOADING PIZZA CARRIER



Vent releases steam to keep crust crispy.

Holds 33 x 33 cm pizza boxes.



Available in four different heights that hold from two to eight pizzas.



## EPPZ35100 without Strap

Cam GoBox Pizza Top Loading Carrier 10 cm Tall

**EXTERIOR:** L 41 x W 41 x H 17,4 cm

**INTERIOR:** L 35 x W 35 x H 10 cm

**UNIT WEIGHT:** 0,68 kg

**CAPACITY\*:** 2 pizzas

**Case Pack:** 1 **Color:** Black (110).



## EPPZ35175 without Strap

EPPZ35175BST with Black Strap

EPPZ35175RST with Red Strap

Cam GoBox Pizza Top Loading Carrier 17,5 cm Tall

**EXTERIOR:** L 41 x W 41 x H 24,9 cm

**INTERIOR:** L 35 x W 35 x H 17,5 cm

**UNIT WEIGHT:** 0,82 kg / 0,89 kg with Strap

**CAPACITY\*:** 4 pizzas

**Case Pack:** 1 **Carrier Color:** Black (110).



## EPPZ35265 without Strap

EPPZ35265BST with Black Strap

EPPZ35265RST with Red Strap

Cam GoBox Pizza Top Loading Carrier 26,5 cm Tall

**EXTERIOR:** L 41 x W 41 x H 33,9 cm

**INTERIOR:** L 35 x W 35 x H 26,5 cm

**UNIT WEIGHT:** 1 kg / 1,07 kg with Strap

**CAPACITY\*:** 6 pizzas

**Case Pack:** 1 **Carrier Color:** Black (110).



## EPPZ35330 without Strap

EPPZ35330BST with Black Strap

EPPZ35330RST with Red Strap

Cam GoBox Pizza Top Loading Carrier 33 cm Tall

**EXTERIOR:** L 41 x W 41 x H 40,4 cm

**INTERIOR:** L 35 x W 35 x H 33 cm

**UNIT WEIGHT:** 1,23 kg / 1,3 kg with Strap

**CAPACITY\*:** 8 pizzas

**Case Pack:** 1 **Carrier Color:** Black (110).

## TEMPERATURE RETENTION

# 4+ hours

\*With 33 x 33 x 4 cm Pizza Box.



# CAM GOBOX® PROFESSIONAL GRADE INSULATED CARRIERS— BEVERAGE CARRIER, CUP HOLDER AND EPP280 WITH STRAP



EPPBEVBKST



EPPBEVRDST

Designed to hold 12-750 mL tall items such as wine bottles or 12-1,5 liter plastic bottles.



EPP280RDST

Comes with convenient, plastic carrying strap.

## Beverage Carrier



**EPPBEVBKST** with Black Strap  
**EPPBEVRDST** with Red Strap

**EXTERIOR:** L 42 x W 33,5 x H 42 cm

**INTERIOR:** L 35,8 x W 27,3 x H 36,7 cm

**UNIT WEIGHT:** 1,02 kg

**CAPACITY:** 35 L

**Case Pack:** 1 **Carrier Color:** Black (110).

## EPP280 with Strap



**EPP280BKST** with Black Strap  
**EPP280RDST** with Red Strap

**EXTERIOR:** L 39 x W 33 x H 31,6 cm

**INTERIOR:** L 33 x W 27 x H 25,3 cm

**UNIT WEIGHT:** 0,8 kg

**CAPACITY:** 22,3 L

**Case Pack:** 1 **Carrier Color:** Black (110).

## Beverage Cup Holder

Modular beverage holder for transporting hot or cold drinks with ease. Interlocking units connect to hold up to 15 drinks in an EPP180. Holds 350 to 750 mL hot or cold cups.

CODE	DESCRIPTION	DRINK CAPACITY
EPPBEVH1	single holder	3
EPPBEVH2	set of 2 holders	6
EPPBEVH5	set of 5 holders	15

**Exterior Dim.:** L 11,4 x W 32,5 x H 12,5 cm

**Case Pack:** 1 **Color:** Black (110).

GOBOX CODE	NUMBER OF DRINKS	NUMBER OF HOLDERS
EPP180	15 (single layer*) 30 (double layer**)	5 (single) 10 (double)
EPP160	15	5
EPP140	15	5
EPP280	6	2
EPP260	6	2

\*Single layer only recommended for hot cups. Use with Beverage Plugs to prevent spilling during transport.

\*\*Double layer possible only with 350 mL or smaller cups.

Compartments are tapered to fit multiple cup sizes: 7,1 cm at bottom graduates to 8,9 cm at the top.



TEMPERATURE RETENTION

**4+ hours**



# CAM GOBOX® PROFESSIONAL GRADE INSULATED CARRIERS— MULTIPURPOSE TOP LOADER





Cam GoBoxes inter-stack and also stack with major competitive brands.



Designed to hold disposable dishware or 5 liter Gelato pans.

**EASY LOADING AND UNLOADING**  
Interior wall recesses make loading and unloading easy for both GN 1/1 as well as GN 1/2 Food Pans. Straight interior walls allow room for stacking pans inside carrier.

A built-in label area keeps optional plastic menu tags in place for easy content identification or routing. StoreSafe® Labels can also be used with Cam GoBoxes.

Recessed handles ease carrying and storage.



**EPP180X**  
For Disposable Sealed Dishes and Gelato Pans 20,5 cm deep

---

**EXTERIOR:** L 61 x W 43 x H 27 cm

---

**INTERIOR:** L 54,8 x W 36,8 x H 20 cm

---

**UNIT WEIGHT:** 1,18 kg

---

**VOLUME:** 41 L

---

**Case Pack:** 1    **Color:** Black (110).



**EPP180XL**  
For Disposable Sealed Dishes and Gelato Pans 25 cm deep

---

**EXTERIOR:** L 61 x W 43 x H 32 cm

---

**INTERIOR:** L 54,8 x W 36,8 x H 25 cm

---

**UNIT WEIGHT:** 1,33 kg

---

**VOLUME:** 50,5 L

---

**Case Pack:** 1    **Color:** Black (110).



**EPP180XLT**  
For Disposable Sealed Dishes and Gelato Pans 32 cm deep

---

**EXTERIOR:** L 61 x W 43 x H 39 cm

---

**INTERIOR:** L 54,8 x W 36,8 x H 32 cm

---

**UNIT WEIGHT:** 1,45 kg

---

**VOLUME:** 64,5 L

---

**Case Pack:** 1    **Color:** Black (110).

## Disposable Dishes Holding Capacity



CAM GOBOXES	18 x 18 x 3 CM	19 x 20 x 6 CM	GN 1/1 FOOD PAN 10 CM DEEP
EPP180X	24	24	2
EPP180XL	30	42	3
EPP180XLT	42	48	4

TEMPERATURE RETENTION  
**4+ hours**

Gelato holds  
for 1 hour.





# CAM GOBOX® PROFESSIONAL GRADE INSULATED CARRIERS— FOUR-COMPARTMENT MEAL DELIVERY BOX

Includes built-in menu tag  
for content identification.

Excellent insulation  
keeps hot foods hot  
and cold foods cold.

Keeps items separate  
and in place.

## Disposable Dishes Holding Capacity



CAM GOBOXES	18 x 18 x 3 CM	19 x 20 x 6 CM
EPPMD4835	4	2

## Four-Compartment Meal Delivery Box

Designed to accommodate two complete meals (including hot item, cold item, bread or fruit, drink and cutlery), the 4-Compartment Cam GoBox is ideal for senior feeding, schools, hospitals and catering. The insulated compartments keep hot and cold foods separate to maintain safe temperatures.



EPPMD4835

EXTERIOR: L 48 x W 35 x H 16,7 cm

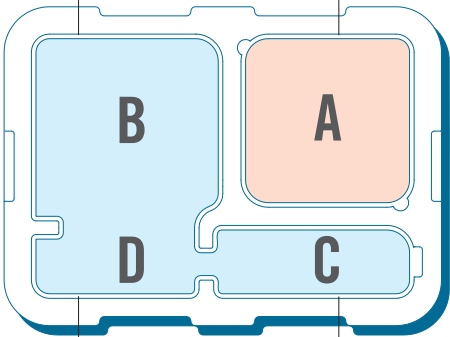
INTERIOR: L 54,8 x W 36,8 x H 32 cm

UNIT WEIGHT: 400 g

Case Pack: 1 Color: Blue (168).

**COLD FOOD  
COMPARTMENT**  
Holds plate 21 x 21 x 11 cm

**HOT FOOD  
COMPARTMENT**  
Holds plate 19 x 19 x 11 cm



Holds fruit or bread:  
18 x 8 x 11 cm

Holds bottle and cutlery:  
21 x 8,5 x 11 cm

TEMPERATURE RETENTION

**2+ hours**



# CAM GOBOX® PROFESSIONAL GRADE INSULATED CARRIERS— THE TABLOTHERM CAM GOBOX MEAL DELIVERY SYSTEM



Made of expanded polypropylene.

Excellent insulation and temperature retention.

Maintains hot and cold foods safe in one unit for up to 60 minutes.

Stackable, lightweight individual meal delivery system for easy transportation and storage.

								
122 401 118	122 701 118	122 400 021	122 400 023	122 700 021 122 700 023	122 500 014	122 700 014	MDSB16 (480)	CLRSB16T (490)
Rectangular porcelain plate 11 x 18 cm	Transparent rectangular plate cover	Round porcelain plate ø 21 cm	Two-Compartment round porcelain plate ø 23 cm	Transparent plate covers ø 21,5 cm ø 23,5 cm	Round porcelain bowl 500 mL	Rubber hermetic system bowl cover ø 14,5 cm	Shoreline insulated bowl 500 mL	Polypropylene bowl cover ø 14,5 cm
								

TEMPERATURE RETENTION  
**1 hour**



# CAM GOBOX® PROFESSIONAL GRADE INSULATED CARRIERS—

## THE TABLOTHERM CAM GOBOX MEAL DELIVERY SYSTEM

Tablotherm Cam GoBox Only



### ITENEPP

**EXTERIOR:** L 37 x W 53 x H 11,8 cm

**Case Pack:** 1    **Color:** Grey (107).



## Tablotherm Cam GoBox with Accessories



### ITENEPP1118

**INCLUDED:** 2 rectangular plates with covers, 2 round bowls with covers

**EXTERIOR:** L 37 x W 53 x H 11,8 cm

**Case Pack:** 1    **Color:** Grey (107).



### ITENEPP21

**INCLUDED:** 1 round plate with cover, 2 round bowls with covers

**EXTERIOR:** L 37 x W 53 x H 11,8 cm

**Case Pack:** 1    **Color:** Grey (107).



### ITENEPP23

**INCLUDED:** 1 two compartment plate with cover, 2 round bowls with covers

**EXTERIOR:** L 37 x W 53 x H 11,8 cm

**Case Pack:** 1    **Color:** Grey (107).



### ITENEPP1118H

**INCLUDED:** 2 rectangular plates with covers, 2 round insulated bowls with covers

**EXTERIOR:** L 37 x W 53 x H 11,8 cm

**Case Pack:** 1    **Color:** Grey (107).



### ITENEPP21H

**INCLUDED:** 1 round plate with cover, 2 round insulated bowls with covers

**EXTERIOR:** L 37 x W 53 x H 11,8 cm

**Case Pack:** 1    **Color:** Grey (107).



### ITENEPP23H

**INCLUDED:** 1 two-compartment round plate with cover, 2 round insulated bowls with covers

**EXTERIOR:** L 37 x W 53 x H 11,8 cm

**Case Pack:** 1    **Color:** Grey (107).



# CAMBRO® GOBAGS® PROFESSIONAL GRADE INSULATED CARRIERS— PIZZA AND CATERING BAGS (DELIVERY AND DROP OFF)



Cambro GoBags help protect the signature items your customers crave. Your recipes, your quality, and your brand are delivered to your customer — safe and sound.



Prep



Holding for Pickup,  
Curbside or Takeout



Transport



Front Door

## QUALITY CONSTRUCTION WITH OVER 35 YEARS OF PROVEN PERFORMANCE

High-quality materials and sturdy construction are essential to protecting food quality and temperature from kitchen to customer. Cambro GoBags feature the same design as the original insulated pizza bag invented in 1983 by Ingrid Kosar, founder of Thermal Bags by Ingrid.





- Thick, sturdy 600-denier polyester fabric exterior.
- Breathable material nylon material protects food quality.
- High-density insulation keeps food hot.
- Heavy-duty, sewn-in straps and ticket pouch.



## CAMBRO® GOBAGS®— STANDARD PIZZA BAGS



### GBP216

Carries two 40,6 cm or three 35,5 cm pizza boxes

L 42 x W 46 x H 16,5 cm

Case Pack: 4 Colors: Black (110), Red (521).



### GBP318

Carries three 45,7 cm or four 40,6 cm pizza boxes

L 44,5 x W 51 x H 19 cm

Case Pack: 4 Colors: Black (110), Red (521).



### GBP518

Carries five 45,7 cm or six or more 40,6 cm pizza boxes

L 49,5 x W 49,5 x H 32 cm

Case Pack: 4 Color: Black (110).



### GBP220

Carries two 51 cm or three 45,7 cm pizza boxes

L 43 x W 55 x H 16,5 cm

Case Pack: 4 Colors: Black (110), Red (521).

# CAMBRO® GOBAGS® PROFESSIONAL GRADE INSULATED CARRIERS — TOP LOADING CATERING AND DELIVERY BAGS



- Thick, sturdy nylon fabric.
- Vinyl interior is easy to clean.
- High-density insulation keeps food hot or cold.
- Heavy-duty, sewn-in straps and ticket pouch.



**GBD101011**

Small folding delivery bag

L 25,5 x W 25,5 x H 28 cm

Case Pack: 4 Color: Black (110).



**GBD13913**

Small delivery bag

L 33 x W 23 x H 33 cm

Case Pack: 4 Color: Black (110).



**GBD151212**

Medium delivery bag

L 38 x W 30,5 x H 30,5 cm

Case Pack: 4 Color: Black (110).



**GBD121515**

Medium folding delivery bag

L 30,5 x W 38 x H 38 cm

Case Pack: 4 Color: Black (110).



**GBD211414**

Large delivery bag holds  
GN 1/1 food pans

L 53,5 x W 35,5 x H 35,5 cm

Case Pack: 4 Color: Black (110).



**GBD211417**

Large folding delivery bag holds  
GN 1/1 food pans

L 53,5 x W 35,5 x H 43 cm

Case Pack: 4 Color: Black (110).



# CAMBRO® GOBAGS® PROFESSIONAL GRADE INSULATED CARRIERS— BACKPACKS



- High-density insulation maintains safe temperature and food quality.
- Thermal divider separates hot and cold menu items.
- Folds for compact storage.
- Easy to clean.



Reflector tape enhances visibility and safety.

Side-mounted straps for comfortable hand carrying.

2 buckles and hook and loop fastener keep backpack securely closed.

Side pockets hold small items such as condiments and cutlery.



**GBBP111417**

Small Cambro GoBag Backpack

L 28 x W 35,5 x H 43 cm

Case Pack: 1 Color: Black (110).

**GBBP151417**

Large Cambro GoBag Backpack

L 38 x W 35,5 x H 43 cm

Case Pack: 1 Color: Black (110).



Padded shoulder straps adjust to fit all comfortably.

Removable cellphone pocket.

Adjustable, plastic chest buckle holds backpack in place.



Folds for compact storage.





# INSULATED TOP LOADING CAMCARRIERS® TO TRANSPORT GASTRONORM FOOD PANS



- Top-loading food pan carriers hold, transport and serve a single full-size pan of hot or cold food.
- Sturdy and durable, seamless polyethylene or polypropylene with thick foam insulation.
- Molded-in handles on all four sides for easy carrying and handling.
- Use with divider bars to hold multiple fractional pans.
- Pans are easy to remove using finger notches.
- Carriers interlock and stack for transporting and storing.

**UPCS Colors:** Dark Brown (131), Coffee Beige (157), Speckled Grey (480), Black (110).

**MPC and MPCHL Colors:** Navy Blue (186), Slate Blue (401), Coffee Beige (157), Dark Brown (131), Brick Red (402), Green (519), Black (110), Hot Red (158).

**UPC Colors:** Slate Blue (401), Dark Brown (131), Black (110), Granite Grey (191), Granite Green (192).

**Camdolly® Colors:** Coffee Beige (157), Dark Brown (131), Black (110), Slate Blue (401), Grey (180).

**Divider Bar Colors:** White (148), Clear (135).

See Food Pan Section for pricing and ordering information.

**Note:** Place food pans on rails. Pans should not be placed on the floor of a Camcarrier® cavity.

**Note:** Best results will be achieved by loading food pans between 82° to 88°C. Loading metal food pans over 121°C may result in damage to the carrier.



UPC140



No divider bars available for UPC100.

UPC160  
Shown with dividers and fractional sized food pans.

## Hot

UPC160	87°C	85°C	83°C	81°C	79°C
UPCS160	87°C	85°C	83°C	81°C	79°C
UPCSS160	87°C	85°C	83°C	81°C	79°C
	Starting Temperature	1 hr.	2 hrs.	3 hrs.	4 hrs.

## Cold

UPC160	0°C	1°C	2°C	2°C	2,5°C
UPCS160	0°C	1°C	2°C	2°C	2,5°C
UPCSS160	0°C	1°C	2°C	2°C	2,5°C
	Starting Temperature	1 hr.	2 hrs.	3 hrs.	4 hrs.

## Camcarrier®

One-piece, seamless polyethylene construction, airtight removable gasket and sturdy plastic latches.



<b>CODE</b>	<b>240MPC</b>
<b>COMPARTMENT CAPACITY</b>	1 GN 1/2 – 10 cm deep pan
<b>EXTERIOR DIMENSIONS W x D x H</b>	42 x 35 x 19 cm
<b>Case Pack:</b>	1 240MPC No Divider Bar.

## S-Series

Durable polypropylene construction, built in seal and wide, nylon latches.  
Contemporary appearance and superior holding performance at an economical price.



CODE	UPCS140	UPCS160*	UPCS180
COMPARTMENT CAPACITY	1 GN 1/1 – 10 cm deep pan	1 GN 1/1 – 15 cm deep pan	1 GN 1/1 – 20 cm deep pan
EXTERIOR DIM. W x D x H	64 x 43,5 x 22 cm	64 x 43,5 x 26 cm	64 x 43,5 x 30,5 cm
FITS CAMDOLLY®	CD160	CD160	CD160

Case Pack: 1 \*UPCS160 Cannot be used with Camchiller.

## Ultra Pan

One-piece, seamless polyethylene construction, airtight removable gasket and wide, nylon latches.



CODE	UPC140	UPC160	UPC180
COMPARTMENT CAPACITY	1 GN 1/1 – 10 cm deep pan	1 GN 1/1 – 15 cm deep pan	1 GN 1/1 – 20 cm deep pan
EXTERIOR DIM. W x D x H	63 x 44 x 21 cm	63 x 44 x 26 cm	63 x 44 x 30,5 cm
FITS CAMDOLLY	CD100H, CD1826HB, CD160	CD100H, CD1826HB, CD160	CD100H, CD1826HB, CD160

Case Pack: 1

## 100 Series

Store and stack food pans or place food directly in compartment. The 100MPCHL model has a hinged serving lid.



CODE	100MPC	100MPCHL	UPC100
COMPARTMENT CAPACITY	3 GN 1/1 – 6,5 cm deep pan or 2 GN 1/1 – 10 cm deep pans or 1 GN 1/1 – 15 or 20 cm deep pan	1 GN 1/1 – 20 cm deep pan	3 GN 1/1 – 6,5 cm deep pans or 2 GN 1/1 – 10 cm deep pans or 1 GN 1/1 – 15 cm or 20 cm deep pan
EXTERIOR DIM.	68 x 45 x 38 cm	68 x 45 x 39,5 cm	68 x 46 x 40 cm
INTERIOR DIM. W x D x H	55 x 35 x 20,5 cm	55 x 35 x 20,5 cm	56,5 x 33 x 20,5 cm
BULK CAPACITY*	38 L	38 L	38 L
FITS CAMDOLLY	CD100H, CD1826MTC, CD100HB, CD1826MTCHB, CD100, CD2028	CD100, CD100H, CD100HB	CD100H, CD1826MTC, CD100HB, CD1826MTCHB, CD100, CD2028

Case Pack: 1 \*Without using food pans. 100MPC, 100MPCHL and UPC100 No Divider Bar.

## Accessories

CODE	DIMENSIONS	CASE PACK
<b>Divider Bars for Food Pans</b>		
DIV12	32,38 cm length	3
DIV20	53,02	3

\*Not for use in UPCSS1600.






# CAMCHILLER®, THERMOBARRIER® AND CAMWARMER®



## Camchiller

- An easy-to-use, cold food holding temperature tool.
- Extend cold holding time or enhance safe holding below 5°C when frequent access is required.
- Freeze first then use to pre-chill cabinet before loading.





CODE	CP1220 (GN FULL SIZE)	CP1210 (GN HALF SIZE)	CP814 (20 x 36 CAMCHILLER)
FITS INTO	UPCSS160, UPC300, 300MPC, 1318CC, 1318MTC, UPC400, UPC400SP, UPCS400, UPC600, UPC800, UPC800SP, UPC1200, UPC1600, CVC72, CVC724, all Combo Cart® Plus and CamKiosk®*	UPC300, 300MPC, 1318CC, 1318MTC, UPC400, UPCS400, UPC400SP, UPC600, UPC800, UPC800SP, UPCS140, UPCS160, UPCS180, CVC724*, CVC72* and all CamKiosks*	12186CW, 12186P, 12189CW, 12189P, CVC724, CVC72, CVC55, and all CamKiosks*
DIMENSIONS L x W x H	53 x 33 x 3,8 cm	32,4 x 26,4 x 3,8 cm	35,56 x 20,32 x 3,8 cm
QUANTITY PER CAVITY	1 (*2 per cavity)	1 (*2 per top wells)	1

Case Pack: 1 Color: Cold Blue (159).

## ThermoBarrier

- Use to minimize empty space and food temperature loss within a partially loaded compartment.



CODE	UPC300DIV	300DIV	400DIV	1200DIV	1600DIV
FITS INTO	UPC300, 1318CC	300MPC, 1318MTC, UPC600	UPC400, UPC800, UPC400SP, UPCS400, UPC800SP	UPC1200, CVC72, CVC724	UPC1600, CamKiosk, UPC1600SP
DIMENSIONS L x W x H	53 x 33 x 2,5 cm	53 x 33 x 2,5 cm	54 x 33 x 3,8 cm	53 x 33,5 x 3,5 cm	53 x 33,5 x 3,8 cm
COLOR	Charcoal Gray (615)	Coffee Beige (157)	Grey (180)	Dark Brown (131)	Slate Blue (401)
CASE PACK	1	1	1	2	2

## Camwarmer

- Use for added insurance to keep hot foods hot during holding and transporting.

- Keep in cabinet with hot foods to extend holding time or enhance safe holding above 65°C when frequent access is required.



CODE	1210PW	HP2632
FITS INTO	UPC300, 300MPC, 1318CC, 1318MTC, UPC400, UPCS400, UPC600, UPC800	UPC300, 300MPC, 1318CC, 1318MTC, UPC400, UPCS400, UPC400SP, UPC600, UPC800, UPC800SP, UPCS140, UPCS160, UPCS180, CVC724, CVC72 and all CamKiosks
DIMENSIONS L x W x H	34 x 27,5 x 4 cm	32,5 x 26,5 x 3 cm
COLOR	Granite Grey (191)	Fire Red (444)

Case Pack: 1

**UPC400 with Camwarmer.**  
Two Camwarmers recommended per cavity.

# TEMPERATURE MAINTENANCE — OPTIMIZE FOOD HOLDING PERFORMANCE

## Camchiller® – GN 1/1 Size and GN 1/2 Size

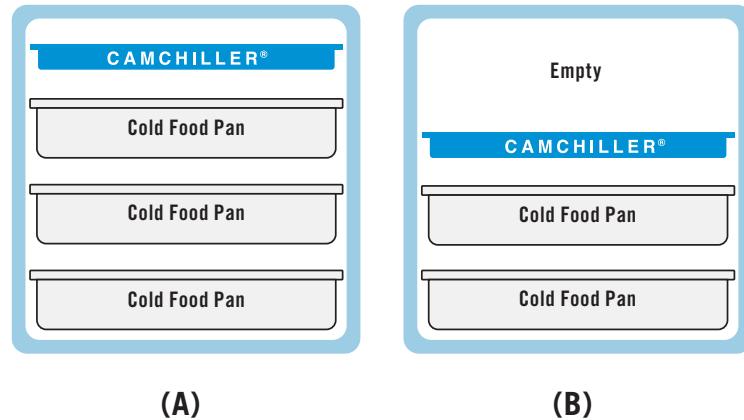
- Use to:

- Pre-chill cabinet cavity.
- Hold package food in food pan wells. (Half Size Only)
- Maximize cold food holding.
- Minimize open cavity space.

- Easy to use:

1. Freeze 8 hours.
2. Slide one or two on top rails and pre-chill cavity 15-20 minutes.
3. Load in pans of pre-chilled food below Camchiller. (A)
4. Move pans and Camchiller down as food is removed. (B)

### COLD HOLDING



## ThermoBarrier® – GN 1/1 Size

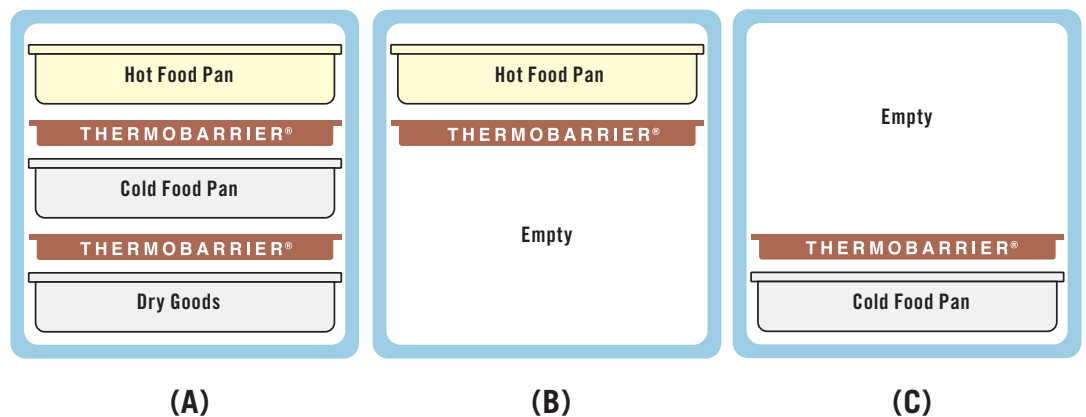
- Use to:

- Hold hot and cold food in same cabinet cavity.
- Minimize open cavity space.

- Easy to use:

1. Slide between hot food on top and cold food on bottom. (A)
2. Slide under hot food loaded in upper cavity space. (B)
3. Slide above cold food loaded into lower cavity space. (C)

### HOT AND COLD HOLDING



## Camwarmer® – GN 1/2 Size

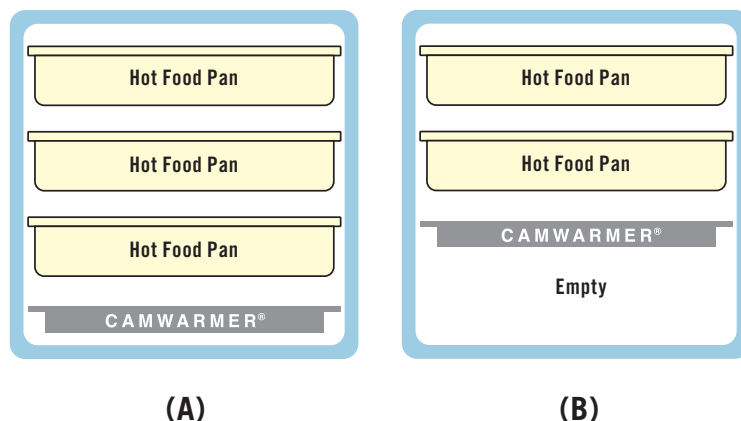
- Use to:

- Pre-heat cabinet cavity.
- Maximize hot food holding.
- Minimize open cavity space.

- Easy to use:

1. Heat in 180°C oven for 45 minutes.
2. Slide two Camwarmers on bottom rails and pre-heat cavity 15-20 minutes. (or place on high heat food pan lid or sheet pan)
3. Load in pans of pre-heated food above Camwarmers. (A)
4. Move pans and Camwarmers up as food is removed. (B)

### HOT HOLDING





# TRANSPORTER CAPACITY GUIDE

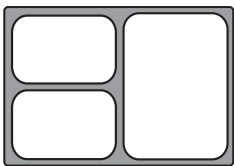
## Loading Examples for Cambro® Insulated Transporters

### TOP LOADERS

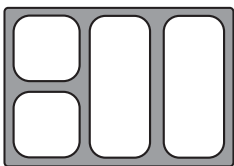
UPC140-UPC180  
UPCS140-UPCS180  
UPCSS160



1 full-sized



For a 3-course meal:  
2 x GN 1/4  
1 x GN 1/2  
1 DIV12 divider bar  
(approx. 14 meals)




For a 4-course meal:  
2 x GN 1/6  
2 x GN 1/3  
2 DIV12 divider bars  
(approx. 14 meals)

### TOP LOADERS

100 series  
100MPC  
UPC100



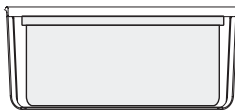
3 x 6,5 cm



2 x 10 cm



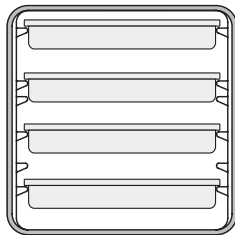
1 x 15 cm  
or 1 x 20 cm



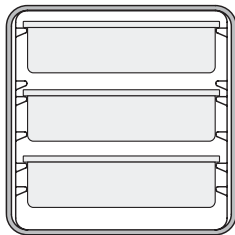
100MPCHL  
or 1 x 20 cm

### FRONT LOADERS

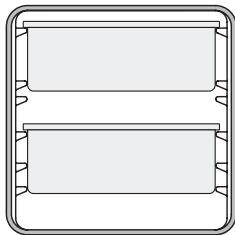
UPC300  
1318CC  
UPC600 (x2)  
UPC1200 (x4)



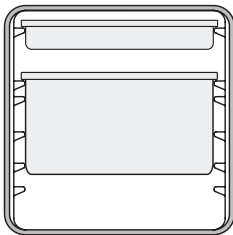
4 x 6,5 cm



3 x 10 cm




2 x 15 cm



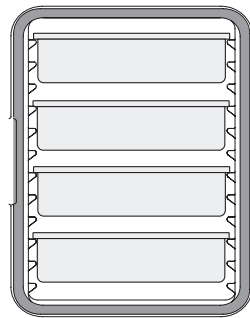
1 x 20 cm  
and 1 x 6,5 cm

### FRONT LOADERS


UPC400  
UPCS400  
UPCH400(2)  
UPC800 (x2)  
UPCH800(2) (x2)  
UPC1600 (x4)  
UPCH1600(2) (x4)



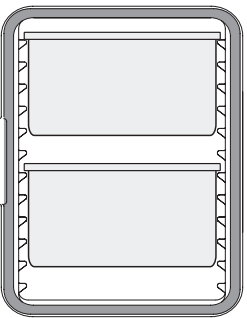
6 x 6,5 cm



4 x 10 cm

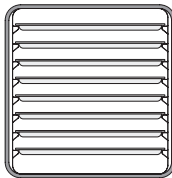


3 x 15 cm

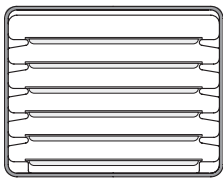


2 x 20 cm

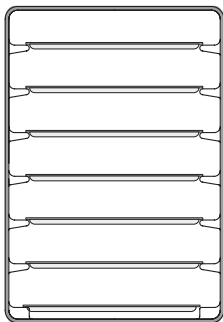
### CAMCARRIERS® AND CAMCARTS® FOR SHEET PANS



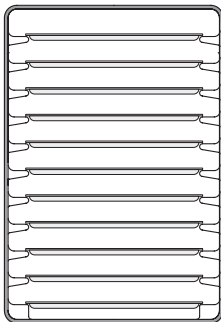
1318CC  
1/2 size (x8)  
sheet pans




1826MTC  
full-size (x6)  
sheet pans  
1826DTC (x4)



1826LTC3  
full-size (x7)  
sheet pans




Camtherm Low  
full-size (x11)  
sheet pans  
Camtherm Tall (x2)

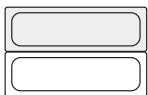


1826LTC  
full-size (x13)  
sheet pans

### SUMMARY OF GN CONTAINER SIZES



1/1



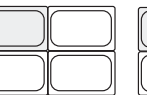
1/2 long



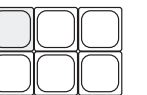
1/2



1/3




1/4



1/6



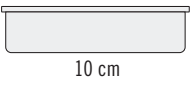
1/9



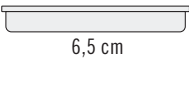
20 cm



15 cm



10 cm



6,5 cm

Depth in Centimeters

# INSULATED FRONT LOADING UPC300 TO TRANSPORT GASTRONORM FOOD PANS

- Holds GN 1/1, GN 1/2 and GN 1/3 pans.
- One-piece seamless construction for great durability.
- Thick polyurethane insulation safely keeps cold food below 4°C, hot food above 64°C for 4+ hours.
- Fully removable, door.
- Labeling area on door for adhering ID or routing labels.
- Light weight.

**Colors:** Black (110), Dark Brown (131), Hot Red (158), Navy Blue (186), Slate Blue (401), Charcoal Gray (615).

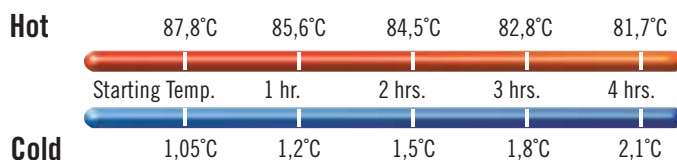
UPC300 is covered by US Patent D786,607 S.




Recommended labeling with: 23SLINB250 5 x 7,6 cm StoreSafe® Labels.

CODE	UPC300
EXTERIOR DIM. W x D x H	43,2 x 65,4 x 56,8 cm
INTERIOR DIM. W* x D x H	33,7 x 53,3 x 35,5 cm
UNIT WEIGHT	10,5 kg

Case Pack: 1 \*Rail to Rail.



## Optional Accessories



CODE	1210PW	HP3253	UPC300DIV	CP1220	CP3253	CD300*
DESCRIPTION	Camwarmer®	Camwarmer	ThermoBarrier®	Camchiller®	Camchiller	Camdolly®
EXTERIOR DIM. (CM)	34,9 x 27,6 x 4	53 x 32,5 x 3	53 x 33 x 2,5	53 x 33 x 3,8	53 x 32,5 x 3	49 x 65 x 26,5
INTERIOR DIM. (CM)	—	—	—	—	—	43 x 59
COLOR	Granite Grey (191)	Fire Red (444)	Charcoal Gray (615)	Cold Blue (159)	Glacier Blue (443)	▲

Case Pack: 1 \*Also available CD300H and CD300HB. See Camdolly section. ▲Camdolly Colors: Slate Blue (401), Coffee Beige (157), Dark Brown (131), Black (110).

# INSULATED FRONT LOADING UPC400 TO TRANSPORT GASTRONORM FOOD PANS



- Durable and dependable front-loading food pan carriers.
- Hold multiple pans of hot or cold food at safe temperatures for hours.
- Seamless polyethylene with thick foam insulation.
- Airtight removable gasket provides a secure seal.

**Colors:** Navy Blue (186), Slate Blue (401), Coffee Beige (157), Dark Brown (131), Black (110), Granite Grey (191), Granite Green (192), Granite Sand (194).

**Note:** Place food pans on rails. Pans should not be placed on the floor of a Camcarrier® cavity. Please use specified food pan sizes.

See Food Pan section for pricing and ordering information.

**Note:** Best results will be achieved by loading food pans between 82° to 88°C. Loading metal food pans over 121°C may result in damage to the carrier or cart.

UPC400 is covered by US Patent D 392,158.

Venting plug is covered by US Patent D 553,717 S.



## HOLDING CAPACITY:

PAN DEPTH	NUMBER OF GN 1/1 PANS
6,5 cm	6
10	4
15	3
20	2

Also holds GN 1/2 and 1/3 size pans.

## ERGONOMIC DESIGN

Unbreakable, ergonomic, molded-in handles for comfortable two-person carrying.



## PRESSURE AND HUMIDITY CONTROL

Pop-up vent.



## TEMPERATURE RETENTION

Polyurethane insulation keeps hot food hot and cold food cold.

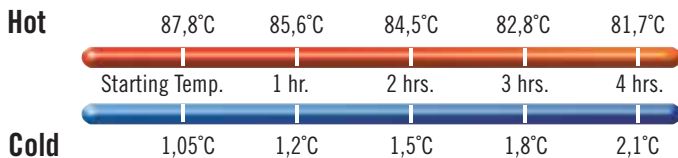
## REMOVABLE GASKET

Provides an airtight seal.




## QUICK ACCESS

Single, 23 cm nylon latch for quick and secure opening and closing.



CODE	UPC400 (UPC400SP**)
EXTERIOR DIM. W x D x H	42,5 x 62 x 62 cm
INTERIOR DIM. W* x D x H	34 x 53,5 x 49 cm
UNIT WEIGHT	14,3 kg (16,33 kg)
Case Pack: 1	*Rail to Rail. **Security Package (SP) Model.

## Optional Accessories



CODE	1210PW	HP3253	400DIV	CP1220	CP3253	CD400	400STP
DESCRIPTION	Camwarmer®	Camwarmer	ThermoBarrier®	Camchiller®	Camchiller	Camdolly®	Strap
EXTERIOR DIM. (CM)	34,9 x 27,6 x 4	53 x 32,5 x 3	54 x 33 x 3,8	53 x 33 x 3,8	53 x 32,5 x 3	71 x 53 x 23	381 cm long
INTERIOR DIM. (CM)	—	—	—	—	—	63,5 x 46	—
COLOR	Granite Grey (191)	Fire Red (444)	Grey (180)	Cold Blue (159)	Glacier Blue (443)	▲	Beige (000)

Case Pack: 1 ▲CD400 Colors: Coffee Beige (157), Dark Brown (131), Black (110), Slate Blue (401).

# UPCS400 ULTRA PAN CARRIER® S-SERIES TO TRANSPORT GASTRONORM FOOD PANS

- Ultra dependable, ultra durable front-loading pan carrier.
- Holds multiple pans of hot or cold food for hours.
- Durable polyethylene shell and thick, polyurethane foam insulation.

**Colors:** Slate Blue (401), Speckled Grey (480), Dark Brown (131).

**Note:** Best results will be achieved by loading food pans between 82° to 88°C. Loading metal food pans over 121°C may result in damage to the carrier or cart.



## HOLDING CAPACITY:

PAN DEPTH	NUMBER OF GN 1/1 PANS
6,5 cm	6
10	4
15	3
20	2

Also holds GN 1/2 and 1/3 size pans.



Stacks with both UPCS400. Fits on CD400 Camdolly, or optional casters may be added for smooth ground transport.

## EASY CONTENT AND ROUTING LABELING

Menu clip reduces need to open door.



### CONVENIENT

Integrated pan-staging area eases service (not for use during transport).

### EASY TO CLEAN

Door removes for easy cleaning.



### TEMPERATURE RETENTION

Polyurethane insulation keeps hot food hot and cold food cold.



### ERGONOMIC DESIGN

Unbreakable, ergonomic, molded-in handles for comfortable two-person carrying.

### QUICK ACCESS

Single, 23 cm nylon latch for quick and secure opening and closing.

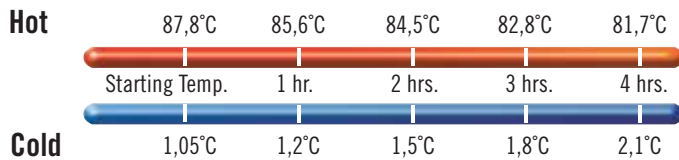


### BUILT-IN SEAL

Built-in seal eliminates need for removable gasket.

### PRESSURE CONTROL



Built-in vent equalizes pressure and releases steam.



## CODE

<b>EXTERIOR DIM. W x D x H</b>	63,5 x 46 x 63 cm
<b>INTERIOR DIM. W x D x H</b>	53,5 x 33,5 x 48,6 cm
<b>UNIT WEIGHT</b>	21,1 kg
<b>Case Pack: 1</b>	

## Optional Accessories



CODE	UPCS400CK	1210PW	HP3253	400DIV	CP1220	CP3253	CD400	400STP
DESCRIPTION	Caster Kit*	Camwarmer®	Camwarmer	ThermoBarrier®	Camchiller®	Camchiller	Camdolly®	Strap
EXTERIOR DIM. (CM)	ø 12,7	34,9 x 27,6 x 4	53 x 32,5 x 3	54 x 33 x 3,8	53 x 33 x 3,8	53 x 32,5 x 3	71 x 53 x 23	381 cm long
INTERIOR DIM. (CM)	—	—	—	—	—	—	63,5 x 46	—
COLOR	—	Granite Grey (191)	Fire Red (444)	Grey (180)	Cold Blue (159)	Glacier Blue (443)	▲	Beige (000)

Case Pack: 1 \*Optional Caster Kit for UPCS400: 2 fixed, 2 swivel, 1 w/ brake. ▲CD400 Colors: Coffee Beige (157), Dark Brown (131), Black (110), Slate Blue (401).



# ULTRA CAMCARTS® TO TRANSPORT GASTRONORM FOOD PANS




- Double-compartment, high-capacity carts hold and transport hot or cold food.
- Tough, polyethylene shell and thick foam insulation throughout cabinet and between compartments.
- Airtight removable gaskets maintain safe food temperatures for hours.
- Easy to maintain and won't dent, crack, rust, chip or break.
- Durable nylon door latches open easily and close securely.
- Full-swing doors open to the side of the cart for easy loading and unloading.
- Molded-in handles ensure easy maneuvering.
- Molded-in bumpers minimize damage to walls, furniture and other equipment.

**Colors:** Navy Blue (186), Slate Blue (401), Coffee Beige (157), Dark Brown (131), Brick Red (402), Green (519), Black (110), Hot Red (158), Granite Grey (191), Granite Green (192), Granite Sand (194).

**Note:** Place food pans on rails. Pans should not be placed on the floor of a Camcart cavity. Please use specified food pan sizes.

**Note:** Best results will be achieved by loading food pans between 82° to 88°C. Loading metal food pans over 121°C may result in damage to the carrier or cart.

Venting plug is covered by US Patent D 553,717 S.



Polyurethane insulation keeps hot food hot and cold food cold.



Shown with optional HD casters.

## Security Package (SP)

Specially designed for operations where safety and security are a top priority.

- Tamper resistant fasteners.
- Non-removable doors.
- Lockable hasp on each door. (padlocks not included)
- Heavy duty (HD) casters with chassis plates mounted with tamper resistant bolts.

Marine rail is designed for use during service, not transport.




TOTAL CART HOLDING CAPACITY	UPC600	UPC800	UPC1200	UPC1600
<b>Full Size Food Pans</b>				
6,5 cm deep	8 pans	12 pans	16 pans	24 pans
10 cm deep	6 pans	8 pans	12 pans	16 pans
15 cm deep	4 pans	6 pans	8 pans	12 pans
20 cm deep	2 pans + 2 each 10 cm pans	4 pans	4 pans	8 pans
<b>Camtray®</b>				
3253	12 trays	12 tray	12 trays	48 trays
2632	24 trays	48 trays	—	—
2025	—	—	12 trays	24 trays

See Food Pan and Camtray Section for ordering information.

\*Based on 3,8 cm spacing between trays.


## Hot

UPC600	86,8°C	84,3°C	82,5°C	80,8°C	79,3°C
UPC800	87,7°C	85,5°C	84,2°C	82,9°C	81,7°C
UPC1200	85,6°C	82,1°C	80,1°C	78,3°C	77,2°C
UPC1600	87,1°C	85,9°C	85,1°C	84,3°C	83,7°C



## Cold

UPC600	0,6°C	1,1°C	1,4°C	1,8°C	2,1°C
UPC800	0,3°C	0,8°C	0,9°C	1,2°C	1,4°C
UPC1200	0,5°C	0,9°C	1,1°C	1,3°C	1,4°C
UPC1600	0,6°C	1,0°C	1,2°C	1,5°C	1,5°C





## UPC600

CODE	UPC600
DESCRIPTION	Base model
EXTERIOR DIM. W x D x H	52 x 69 x 114,5 cm
COMPARTMENT DIM.	34 x 54 x 35,5 cm

Case Pack: 1 Casters: 12,7 cm, 2 fixed, 2 swivel, 1 with brake.



## UPC800

CODE	UPC800	UPC800SP
DESCRIPTION	Base model	Security package
EXTERIOR DIM. W x D x H	52 x 69 x 137 cm	52 x 69 x 137 cm
COMPARTMENT DIM.	33 x 54,5 x 48,5 cm	33 x 54,5 x 48,5 cm

Case Pack: 1 Casters: 15,2 cm, 2 fixed, 2 swivel, 1 with brake.

Heavy Duty (HD) Casters: 15,2 x 3,8 cm, 2 fixed, 2 swivel with brake casters.



## UPC1200

CODE	UPC1200
DESCRIPTION	Base model
EXTERIOR DIM. W x D x H	72,5 x 82 x 116 cm
COMPARTMENT DIM.	54 x 66,5 x 34,5 cm

Case Pack: 1 Casters: 15,2 cm, 2 fixed, 2 swivel, 1 with brake.



## UPC1600

CODE	UPC1600	UPC1600HD	UPC1600SP*	UPCGL1600SP*
DESCRIPTION	Base model	Base model with HD casters	Security package	Security package, gasketless
EXTERIOR DIM. W x D x H	71,5 x 82 x 135 cm	73 x 84,7 x 138,4 cm	71,5 x 82 x 135 cm	71,5 x 82 x 135 cm
COMPARTMENT DIM.	53,5 x 66,5 x 53,5 cm	53,5 x 66,5 x 53,5 cm	53,5 x 66,5 x 53,5 cm	53,5 x 66,5 x 53,5 cm


Case Pack: 1 Casters: 15,2 cm, 2 fixed, 2 swivel, 1 with brake.

Heavy Duty (HD) Casters: 15,2 x 5,08 cm 2 fixed, 2 swivel with brake casters.

\*Security Package (SP) have lock-in hinge pins and latches and wheels are attached with tamper resistant screws.



## Optional Accessories



CODE	300DIV	400DIV	1200DIV	1600DIV	CP1220	CP3253	HP3253	1210PW
DESCRIPTION	ThermoBarrier®	ThermoBarrier	ThermoBarrier	ThermoBarrier	Camchiller®	Camchiller	Camwarmer®	Camwarmer
DIMENSIONS (CM)	53 x 33 x 2,5	54 x 33 x 2,5	53 x 33,5 x 3,5	53 x 33,5 x 3,8	53 x 33 x 3,8	53 x 32,5 x 3	53 x 32,5 x 3	34 x 27,5 x 4
FITS	UPC600	UPC800, UPC800SP	UPC1200	UPC1600	UPC600, UPC800, UPC800SP, UPC1200, UPC1600, UPC1600SP	UPC600, UPC800, UPC800SP, UPC1200, UPC1600, UPC1600SP	UPC600, UPC800, UPC800SP	UPC600, UPC800, UPC800SP
COLOR	Coffee Beige (157)	Grey (180)	Dark Brown (131)	Slate Blue (401)	Cold Blue (159)	Glacier Blue (443)	Fire Red (444)	Granite Grey (191)

Case Pack: 1 1200DIV / 1600DIV Case Pack: 2

# ULTRA PAN CARRIER® AND ULTRA CAMCART® H-SERIES

- Designed for both electric hot holding and non-electric transport.
- Gentle, 65° to 74°C non-radiant heat will not cook food and maintains food moisture.
- Holds a wide variety of foods such as pasta, bone-in fried chicken, and double-crusted pies.
- One hour preheat time from room temperature and three minute recovery.
- Energy consumption is substantially less than comparable metal cabinets.
- Will not rust or dent like metal cabinets, is more economical, and is easy to maneuver.
- All UPCH models have been tested to maintain safe, hot food temperatures, for up to 4 hours when unplugged.
- Models with only the top heated door offer unique versatility with an electric hot holding cabinet on top and passive hot or cold food holding on the bottom.
- Heated door kits also sold separately to retrofit UPC400, UPC800 and UPC1600.

**Colors:** Granite Gray (191), Black (110), Granite Green (192), Slate Blue (401), Dark Brown (131).

**Casters:** 15,2 cm 2 fixed, 2 swivel, 1 with brake.



## Power On and Heat On Indicators

Communicate the Power and Heating status of the UPCH1600 unit. Know instantly when the compartment has reached target temperature.



## Vents

Consistent heating throughout the compartment is generated by vents that constantly circulate heat from front to back.



## Tough Exterior

All UPCH units are made of tough, polyethylene with polyurethane foam insulation to keep heat in while keeping the exterior cool to the touch. Will not crack, dent, chip, rust or break.



## Insulation

Foamed-in place polyurethane foam insulation will hold temperature above 64°C for up to 4 hours when used unplugged.



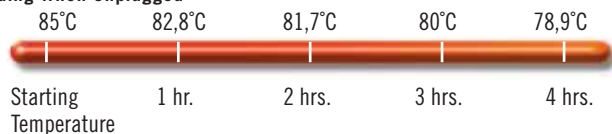
# ULTRA PAN CARRIER® AND ULTRA CAMCART® H-SERIES

Marine rail is designed for use during service, not transport.



MODEL	UPCH4002	UPCH8002	UPCH16002
<b>Electrical Specifications</b>			
<b>REQUIRED VOLTAGE</b>	200 – 230 VAC	200 – 230 VAC	200 – 230 VAC
<b>MAXIMUM AMP.</b>	1,2a	1,2a	2,3a
<b>WATTS</b>	265w	265w	506w
<b>HERTZ</b>	50/60	50/60	50/60
<b>PLUG TYPE</b>	Euro plug, CEE7	Euro plug, CEE7	CEE7/7 to C15RA
<b>POWER CORD LENGTH</b>	2,7 m	2,7 m	2,7 m

## Hot Holding When Unplugged



**HOT HOLDING** 65° – 74°C

**WARM UP TIME** (from ambient to temperature) 1 hour

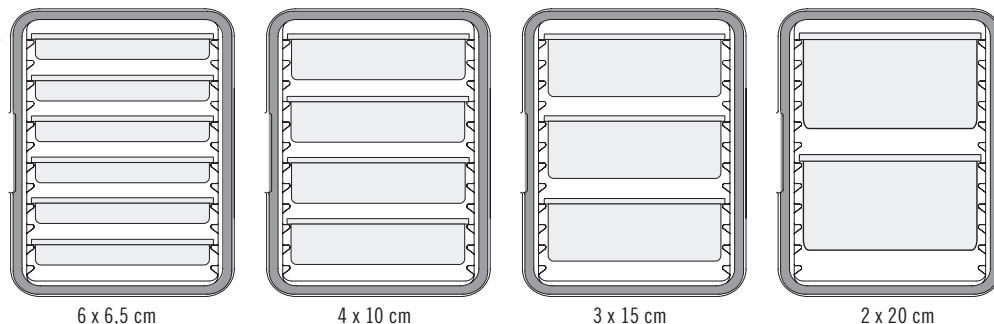
**RECOVERY TIME\*** (time to recover to temperature after door is held open for 30 seconds) 3 minutes

**TRANSPORT TIME\*** (after reaching temperature, amount of time unit can be held passively/unplugged until contents reach 65°C.) 4 hours+

\*Based on test with 6 each, 15,24 cm deep H-pans with GripLids® filled with approx 14,2 L of 87,7°C water. (Temperatures are of the water not the air in the cart.)

## Capacity Guide

UPCH4002  
UPCH8002 (x2)  
UPCH16002 (x4)



## Food Pan Portion Guide

<b>GN 1/1 Food Pan</b>				
<b>DEPTH</b>	20 cm	15 cm	10 cm	6,5 cm
<b>SERVING PORTIONS PER PAN (1 CUP)</b>	80	60	40	30



# ULTRA PAN CARRIER® AND ULTRA CAMCARTS® H-SERIES

- Enables HACCP compliance by maintaining safe, hot food temperatures.
- UPCH400(2) models stack for storage or transporting on a Camdolly® with securing strap.

**Colors:** Granite Grey (191), Granite Green (192), Slate Blue (401), Black (110), Dark Brown (131).

**CD400 Colors:** Coffee Beige (157), Dark Brown (131), Black (110), Slate Blue (401), Grey (180).

**Casters:** 15,2 cm 2 fixed, 2 swivel, 1 with brake.

**Note:** If using metal food pans, cool to 120°C before placing onto rails.

**Note:** Place food pans on rails. Pans should not be placed on the floor of a Camcart cavity. Please use specified food pan sizes.

Vent Cap Patent Pending.



## Security Package (SP)

Specially designed for operations where safety and security are a top priority.

- Tamper-resistant fasteners.
- Non-removable doors.
- Lockable hasp on each door (padlocks not included).
- Heavy duty (HD) casters with chassis plates mounted with tamper-resistant bolts.

CODE	DESCRIPTION	EXTERIOR DIMENSIONS W x D x H	COMPARTMENT DIMENSIONS W x D x H
UPCH1600SP	110V, Both doors heated	73 x 84,7 x 138,4 cm	53,5 x 66,5 x 53,5 cm
UPCH16002SP	220V, Both doors heated	73 x 84,7 x 138,4	53,5 x 66,5 x 53,5

CODE	DESCRIPTION	EXTERIOR DIMENSIONS W x D x H	COMPARTMENT DIMENSIONS W x D x H
<b>1-Compartment Ultra Pan Carriers</b>			
<b>110V</b>			
UPCH400	No casters	46 x 67 x 63 cm	33,5 x 53,3 x 48,6 cm
UPCHW400	With casters	46 x 67 x 79,4	33,5 x 53,3 x 48,6
<b>220V</b>			
UPCH4002	No casters	46 x 67 x 63	33,5 x 53,3 x 48,6
UPCH4002UK	UK plug, no casters	46 x 67 x 63	33,5 x 53,3 x 48,6
UPCHW4002	With casters	46 x 67 x 79,4	33,5 x 53,3 x 48,6
<b>2-Compartment Ultra Camcarts</b>			
<b>110V</b>			
UPCH800	Both doors heated	52 x 69 x 137,2	33 x 54,5 x 48,5
UPCHT800	Top door heated only	52 x 69 x 137,2	33 x 54,5 x 48,5
UPCH1600	Both doors heated	73 x 84,7 x 137,5	53,5 x 66,5 x 53,5
UPCH1600HD	Both doors heated, HD casters	73 x 84,7 x 138,4	53,5 x 66,5 x 53,5
UPCHT1600	Top door heated only	73 x 84,7 x 137,5	53,5 x 66,5 x 53,5
UPCHT1600HD	Top door heated only, HD casters	73 x 84,7 x 138,4	53,5 x 66,5 x 53,5
<b>220V</b>			
UPCH8002	Both doors heated	52 x 69 x 137,2	33 x 54,5 x 48,5
UPCH8002UK	UK plug, both doors heated	52 x 69 x 137,2	33 x 54,5 x 48,5
UPCHT8002	Top door heated only	52 x 69 x 137,2	33 x 54,5 x 48,5
UPCH16002	Both doors heated	73 x 84,7 x 137,5	53,5 x 66,5 x 53,5
UPCH16002UK	UK plug, both doors heated	73 x 84,7 x 137,5	53,5 x 66,5 x 53,5
UPCH16002HD	Both doors heated, HD casters	73 x 84,7 x 138,4	53,5 x 66,5 x 53,5
UPCHT16002	Top door heated only	73 x 84,7 x 137,5	53,5 x 66,5 x 53,5
UPCHT16002HD	Top door heated only, HD casters	73 x 84,7 x 138,4	53,5 x 66,5 x 53,5
<b>Accessories</b>			
CD400	Camdolly®	53 x 70 x 23	—
400STP	Strap, 4 m long	—	—

**UPCH Case Pack:** 1 Also Available: Top and Bottom Replacement/Retrofit Doors for 110V and 220V (non-interchangeable).

**Standard Casters:** 15,2 x 3,2 cm – 2 fixed, 2 swivel, 1 with brake. **Heavy Duty (HD) Casters:** 15,2 x 5 cm – 2 fixed, 2 swivel with brake.



# PRO CART ULTRA® – ELECTRIC & NON-ELECTRIC



## INSULATED HOLDING & TRANSPORT CABINETS

The Pro Cart Ultra is the ultimate food transport cart that can hold all your hot and cold menu items in the same cart, at the same time—without a compressor!


- Hold and transport hot and cold foods in a single cart.
- Maintains food quality and moisture.
- Keep food safe while unplugged 4 hours.
- Change hot to cold or cold to hot with a simple hardware change.
- Universal rails fit food pans, sheet pans and more.

**Color:** Charcoal Gray (615).

Multiple International Certifications available.



Passive and/or Hot Models



### ELECTRIC HOT

Hot holding cycles between 65,5° - 74°C.



### NON-ELECTRIC PASSIVE

Holds hot or cold foods for 4 + hours.



### ELECTRIC COLD

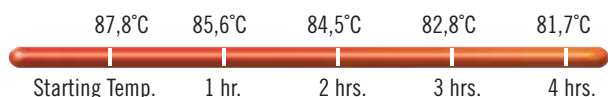
Cold holding cycles between 0,3° - 4,4°C without a compressor.



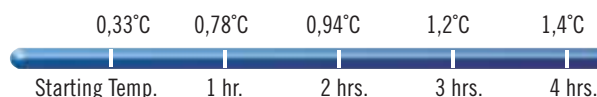
Hot, cold and passive modules are also sold separately to quickly outfit the cart to suit your menu.

## Temperature Retention of Passive and Unplugged Electric Models

**Hot** — temperature loss averaging 1,5°C/hour.



**Cold** — temperature gain averaging 0,4°C/hour.



## Capacity per Compartment

TYPE OF CONTAINER	STANDARD CAPACITY	STANDARD CAPACITY RAIL SPACING	MAXIMUM CAPACITY	MAXIMUM CAPACITY RAIL SPACING
45,7 x 66 CM FULL SIZE SHEET PANS	8	7,62 cm	16*	3,81 cm
33 x 45,7 CM HALF SIZE SHEET PANS	16	7,62	32*	3,81
GN 1/1 HOTEL PANS (6,5 CM DEEP)	16	7,62	16	7,62
GN 1/1 HOTEL PANS (10 CM DEEP)	10*	11,43	10	11,43
60 x 40 CM EURO BAKING SHEETS	8	7,62	16*	3,81
54,6 x 33,6 x 6,35 CM BASKETS	16	7,62	16	7,62
40,6 x 40,6 x 5,1 CM PIZZA BOXES	8	7,62	8	7,62

Standard rails: 8 rails / cart \*Additional rails required.



Adjustable rails can be set in any position and easily changed when needed.

# PRO CART ULTRA® – FEATURES AND TOW HITCH KIT



**INSULATION**  
CFC-free, polyurethane insulation throughout the body and doors maximizes heat or cold retention for 4 hours or more with no electricity needed.

**10 CM NYLON LATCHES AND ADJUSTABLE HINGES**  
For easy opening and closing and to secure contents during transport. (Door is lockable).

**STANDARD 15 x 5 CM HEAVY DUTY CASTERS**  
Two non-marking, high-performance, all swivel casters with brakes in the front and two rigid casters in the back for smooth positioning and navigation.

**POLYETHYLENE EXTERIOR**  
Keeps food moist naturally and remains cool to the touch during operation, unlike metal cabinets.

**GASKET-FREE DOOR**  
For easy cleaning and fewer replacement parts. Door opens full 270°.

**SOLAR DIGITAL THERMOMETER**  
Monitor internal cabinet temperature at a glance.

**12,7 x 20,3 CM MENU POCKET**  
Allows for easy product ID with either an index card or by writing directly onto smooth surface with a grease pencil.

**STAINLESS STEEL HINGE**  
For long term durability.

## Pro Cart Ultra Tow Hitch Kit

Tow your Pro Cart Ultra to your loading dock, serving location and back to your kitchen with the Cambro Tow Hitch Kit. The tow hitch is designed to securely connect your Pro Cart Ultra to any service vehicle with towing capability.

- Fits all Pro Cart Ultra models, low and tall.
- Kit available with standard or security hardware.
- Maximum tow capacity 907 kg.

CODE	DESCRIPTION	UNIT WEIGHT
PCUTOW	Pro Cart Ultra Tow Hitch	15,87 kg
PCUTOWSP	Pro Cart Ultra Tow Hitch Security Package	15,87

Case Pack: 1 Color: (000). SP package includes tamper-resistant screws.





# PRO CART ULTRA® – ELECTRIC



## Powerful Performance, Low Power Consumption

- Energy efficient, active modules draw less than 5 amps each.
- Cold module uses environmentally friendly, thermoelectric technology.
- Plugs into a standard outlet.

## COLD

Digital controller allows cold to be set from 0,3° to 4,4°C.

### Thermoelectric Cooling Down to 0,3°C

Cool without a compressor for the ultimate in cold mobility and food safety on the go.  
Note: Operate in 90°F or less ambient temperature for best results.

**Pre-chill time:**  
90 minutes to 4,4°C.  
(Tested at 23°C ambient.)

**Recovery time:**  
10 minutes after door open for 30 seconds.



Interior with Cold module



Exterior back with Cold module

## HOT

Keeps food safely between 65,5° to 74°C with convenient, pre-set, gentle, non-radiant heat.

### Energy-Saving Heater Less Than 5 Amps

Gentle, non-radiant heat circulates consistently from front to back of the cabinet.

**Pre-heat time:**  
45 minutes.

**Recovery time:**  
3 minutes after door open for 30 seconds.



Interior with Hot module



Exterior back with Hot module

## Just 5 Minutes to Change Module

- Seasonal menus
- Menu changes
- Additional budget availability
- Different location or facility
- New trends



## Electrical Specifications (Per Compartment)

	HOT 110V	HOT 220V	COLD
REQUIRED VOLTAGE	100-125 VAC	200-230 VAC	100-230 VAC
MAXIMUM AMP	4.6a	2.3a	3.26a, 1.42a
WATTS / HEATER OR COOLER	529w	506w	326.6w
HERTZ	50/60	50/60	50/60
PHASE	Single	Single	Single
ALTERNATE PLUG TYPES FOR INTERNATIONAL	US, Canada, Mexico, Europe, UK, Ireland, Australia, South Africa, China, Japan		
POWER CORD LENGTH	2,7 m	2,7 m	2,7 m



# PRO CART ULTRA® – MODEL SPECIFICATIONS



	CODE	DESCRIPTION	UNIT WEIGHT
<b>TALL PROFILE</b> 	<b>Both compartments non-electric / passive</b>		
	PCUPP	Both compartments non-electric / passive	106,7 kg
	<b>Both Compartments Hot</b>		
	PCUHH	110V	121,3
	PCUHH*	220V	121,7
	<b>Both Compartments Cold</b>		
	PCUCC	110V	126,3
	PCUCC*	220V	128,7
	<b>Combination Hot &amp; Cold</b>		
	PCUHC	Top compartment hot, bottom cold. 110V	122,9
	PCUCH	Top compartment cold, bottom hot. 110V	122,9
	PCUHC*	Top compartment hot, bottom cold. 220V	123,1
	PCUCH*	Top compartment cold, bottom hot. 220V	123,1
	<b>Combination Passive &amp; Hot or Cold</b>		
	PCUPH	Top compartment passive, bottom hot. 110V	155,8
	PCUPC	Top compartment passive, bottom cold. 110V	188,3
	PCUPH*	Top compartment passive, bottom hot. 220V	116
	PCUPC*	Top compartment passive, bottom cold. 220V	119,5
<b>LOW PROFILE</b> 	PCULP	Non-electric / passive	63,5
	PCULH	Hot Cart, 110V	68,5
	PCULC	Cold Cart, 110V	70,8
	PCULH*	Hot Cart, 220V	68,5
	PCULC*	Cold Cart, 220V	70,8

**Case Pack:** 1 **Color:** Charcoal Gray (615). **Standard Railing Includes:** 8 pairs of stainless steel Universal rails/compartments. **Includes Standard Casters:** 15 x 5 cm heavy duty swivel with brake in front, rigid in back.

3	US/CAN/MEX
4	EU
5	UK
6	AU
7	SA
8	JAPAN
9	CHINA

\*Use number to select plug for your country's electrical requirement.

## Unit Dimensions

UNIT	EXTERIOR DIM. W x D x H	COMPARTMENT DIM. W x D x H
<b>Tall Profile</b>		
<b>COLD</b>	71,1 x 92,7 x 167,6 cm	53,7 x 66,7 x 64,8 cm
<b>HOT / PASSIVE</b>	71,1 x 90,8 x 167,6	53,7 x 68,6 x 64,8
<b>Low Profile</b>		
<b>COLD</b>	71,1 x 92,7 x 101,6	53,7 x 68,6 x 64,8
<b>HOT / PASSIVE</b>	71,1 x 90,8 x 101,6	53,7 x 68,6 x 64,8

## Optional Accessories

CODE	DESCRIPTION
PCMH*	Hot module unit 110V / 220V
PCMC*	Cold module unit 110V / 220V
SSR1	1 Pair of Rails
SSR8	8 Pairs of Rails

**Case Pack:** 1 **Module Unit Color:** Charcoal Gray (615).

## Security Package (SP)

Specially designed for operations where safety and security are a top priority. To order add SP after the product code or visit [cambro.com](http://cambro.com) for a listing of codes.

- Tamper resistant fasteners secure side column panels to the cart.
- Cross locking rods behind column panels lock 5 rails in place.
- Each compartment holds ten 10 cm deep hotel pans.
- Passive and electrical modules and cord strap keepers are secured in place with tamper resistant fasteners.
- Non removable doors. Lockable hasp secures both doors at once. (Lock not included).
- Heavy duty casters mounted with tamper resistant fasteners.



All models are also available without rails and side column panels. Please visit [cambro.com](http://cambro.com) for details.



# INSULATED BEVERAGE CONTAINERS



- Use to hold, transport and serve hot or cold beverages.
- One piece, seamless double-wall polyethylene with thick foam insulation.
- Sturdy latches secure lids tightly and will never rust.
- Drip-proof recessed spigot for easy self-serve access.
- Stack units on riser to fill large cups or coffee pots.
- Sta-stack interlocking ensures stable stacking during transport and storage.

## Easy Serve Dispenser Color:

Black (110).

UC1000 covered by U.S. Patent D 403,916.

Vent Cap patent pending.

350LCD Camtainer not NSF.



## Camtainer Cover

Durable and attractive covers extend the life of your Camtainers and fit in any serving environment.

Personalization available. Contact your Cambro representative for details.



Stack beverage servers during storage and transporting to save space.

## Stacking options:

- 100LCD with 100LCD
- All 250, 350 and 500 units
- UC1000 and 1000LCD



## Vent Cap

Equalizes pressure. Makes the opening of the container much easier.

## E-Z Grip Molded-in Handles

For comfortable, safe transporting.



## Recessed Faucet

Accommodates larger cups. Allows even dispensing and eliminates drips. Two positions: One for continuous pouring and one for individual dispensing.



## Molded-in Metal Backing Plates

Prevents latches from breaking away from the container.



## Ultra Camtainers®

Feature wide nylon latches which are easy to open and close with one hand.



## Camtainers®

Feature sturdy plastic latches that secure lids tightly and will never rust.

## Hot

250LCD	87°C	84,5°C	82°C	79°C	77°C
UC250	88°C	85,5°C	84°C	82°C	80°C
	Starting Temperature	1 hr.	2 hrs.	3 hrs.	4 hrs.

## Cold

250LCD	1°C	1,5°C	2°C	3°C	4°C
UC250	0,5°C	1°C	1°C	1,5°C	2°C
	Starting Temperature	1 hr.	2 hrs.	3 hrs.	4 hrs.

## Ultra Camtainers®

Choose from three sizes for beverage service. A contemporary line, featuring two wide nylon latches per unit that are easy to open and close.



CODE	UC250	UC500	UC1000
CAPACITY	10,4 L	19,9 L	39,7 L
210 ML. CUPS	50	96	192
EXTERIOR DIMENSIONS D x W x H	42,5 x 30 x 50 cm	42,5 x 30 x 68 cm	52 x 41,5 x 65,5 cm
FITS CAMDOLLY	CD100H, CD1826H, CD300H, CD100HB, CD300HB, CD100	CD100H, CD1826H, CD300H, CD100HB, CD300HB, CD100	CD300H, CD1826H, CD2020H, CD100HB, CD300HB, CD1826MTCHB, CD300, CD2020
CAMTAINER COVER	UC250CVR	UC500CVR	UC1000CVR

**Case Pack:** 1 **Colors:** Navy Blue (186), Slate Blue (401), Coffee Beige (157), Dark Brown (131), Brick Red (402), Green (519), Black (110), Granite Grey (191), Granite Green (192), Granite Sand (194). **Cover Color:** Black (110). Venting plug is covered by US Patent D 553,717 S.

## Camtainers®

The standard for many caterers, choose from four sizes for beverage service and one model without a spigot for soup service. Four sturdy plastic latches on each unit open and close easily and will never rust.



CODE	100LCD	250LCD	500LCD	1000LCD	350LCD (SOUP)
CAPACITY	5,7 L	9,5 L	17,9 L	44,5 L	12,7 L
210 ML. CUPS	27	45	85	214	60
SPIGOT	YES	YES	YES	YES	—
EXTERIOR DIMENSIONS D x W x H	29 x 26,5 x 44 cm	42 x 23 x 46,7 cm	42 x 23 x 62 cm	53 x 41,5 x 63 cm	42 x 23 x 46,7 cm
FITS CAMDOLLY	CD1420	CD100H, CD1826H, CD300H, CD2020H, CD100HB, CD300HB, CD1826HB, CD2020HB, CD100, CD2020	CD100H, CD1826H, CD300H, CD2020H, CD100HB, CD300HB, CD1826HB, CD2020HB, CD100, CD2020	CD300H, CD1826H, CD2020H, CD100HB, CD300HB, CD1826MTCHB, CD300, CD2020	CD100H, CD1826H, CD300H, CD2020H, CD100HB, CD300HB, CD1826HB, CD2020HB, CD100, CD2020
CAMTAINER COVER	—	250LDCVCR	500LDCVCR	1000LDCVCR	—

**Case Pack:** 1 **Colors:** Navy Blue (186), Slate Blue (401), Coffee Beige (157), Dark Brown (131), Brick Red (402), Green (519), Black (110), Hot Red (158). **Cover Color:** Black (110). Venting plug is covered by US Patent D 553,717 S.

## Camserver®— Holds The Heat for Hours.

- A front-of-house beverage server for hot or cold beverages that does not require canned heating.
- Double-wall polyethylene shell with thick foam insulation retains temperatures for hours.

**Colors:** Black (110), Dark Taupe (417), Granite Grey (191).



Convenient top-fill opening for fast replenishment without removing lid.

CSR3 Shown in Dark Taupe Height is approximate 18 cm from counter to spigot.



CSR5 Shown in Black

CODE	EXTERNAL DIM. H x W x D	CAPACITY	210 ML CUPS	CASE PACK
CSR3	60 x 34 x 46,5 cm	11,5 L	54	1
CSR5	71 x 34 x 46,5	19	91	1



## HANDWASH ACCESSORY –

### FOR CAMTAINERS® & ULTRA CAMTAINERS®

- Set up a Handwashing Station quickly and easily on or off premise.
- Convenient and economical way to meet health department hand washing requirements.
- Attaches to Camtainers 250LCD, 500LCD or Ultra Camtainers UC250, UC500.
- Includes four Handwash Only labels and an Easy Serve Dispenser lever.

**Handwash Accessory Stocking Colors:**  
Dark Brown (131), Black (110).

**Easy Serve Dispenser Color:** Black (110).

**Riser Colors:** See optional accessories with Camtainers.

**Pail with Bail Color:** White (148).

Handwash Accessory is covered by the following U.S. Patent D 506,634 S & D 506,899 S.



CODE	HWAPR	HWATD
DESCRIPTION	With paper towel roll holder	With multi-fold paper towel dispenser
FITS	250LCD, 500LCD, UC250, UC500	250LCD, 500LCD, UC250, UC500



Shown with 500LCD Camtainer.

## Optional Accessories



CODE	R500LCD	R1000LCD	LCDCH	LCDCH10
DESCRIPTION	Riser	Riser	Condiment Holder	Condiment Holder
EXTERIOR DIM. D x W x H	41,5 x 23 x 12 cm	49,5 x 39 x 11,5 cm	42 x 22 x 13 cm	51 x 41 x 12 cm
FITS	250LCD, 500LCD, UC250, UC500	1000LCD, UC1000	250LCD, 500LCD, UC250, UC500	1000LCD, UC1000

Case Pack: 1 Colors: Coffee Beige (157), Dark Brown (131), Black (110).



CODE	PWB22	LCDES
DESCRIPTION	Pail with Bail	Easy Serve Dispenser
FITS	—	LCD Spigots UC Spigots
CASE PACK	6	1

# BEVERAGE SERVICE CARTS

- Ideal for breakfast, coffee or snack service.
- Use top counter to hold Cambro Beverage Servers, Versa Organizer Bins or Display Trays with Covers for food.
- Store drinkware, additional food items or other supplies in open compartment.
- Insulated cabinets hold hot or cold food in 1/1, 1/2 or 1/3 size food pans or on Cambro Metric Camtrays® (3253).

**Colors:** Slate Blue (401), Granite Grey (191), Granite Green (192).

See Organizer section for more information on Organizer Bins.

See Camtainer section for more information on Camtainers.

**Wire Rack Color:** Silver (000).

See Cold Pack section for more information on Cold Packs.

**15,2 cm Casters:** 2 fixed, 2 swivel, 1 with brake.

For complete specifications, call or write Cambro.



**Beverage Service Cart** is designed to hold Beverage Containers at point of service only. A dolly or hand truck with safety strap is recommended for moving Beverage Containers over longer distances or uneven surfaces.



MDC24F

CODE	EXTERIOR DIM. L x W x H	CASE PACK
MDC24	113 x 76 x 112 cm	1
MDC24F	113 x 76 x 112	1
<b>OPTIONAL ACCESSORIES</b>		
<b>Organizer Bin</b>		
5412CBP	30,5 x 13 x 11	12
<b>Camtainer®</b>		
100LCD	26,5 x 30 x 44	1
<b>Wire Rack</b>		
MDC24R	58,4 x 43,2 x 35,5	1
<b>Camchiller®</b>		
CP1220	53 x 33 x 3,8	1

The use of racks in the MDC24 and MDC24F carts will allow the following configuration of pans or trays, per compartment:

DESCRIPTION	GN 1/1	GN 1/2	GN 1/3
6,5 cm Pans	(4) 12CW	(8) 22CW	(12) 32CW
10 cm Pans	(3) 14CW	(6) 24CW	(9) 34CW
15 cm Pans	(2) 16CW	(4) 26CW	(6) 36CW
20 cm Pans	(1) 18CW**	(2) 28CW**	(3) 38CW**

\*\*With room for 6,5 cm or 10 cm pan above 15 cm pan.  
10 each 3253 Metric Camtrays®.

## Compartment Dimensions

Shelf Compartment	W 96,5 cm	D 64 cm	H 25,4 cm
Holding Compartments	W 44,5 cm	D 60,3 cm	H 36 cm

Venting plug is covered by US Patent D 553,717 S.



MDC24 has recessed top that holds 3 each 3,8 Liters 100LCD Camtainers and stacked Condiment Bins & Wire Rack with 3253 trays.

## MDC24R Wire Rack

Wire Rack (sold separately) to organize pans and trays in the cart. Rack holds 1/1, 1/2 and 1/3 size Food Pans and 3253 trays. When placed in cart's core area, the rack allows room on either side of pan positions for Cambro's CP1220 Camchillers® one on each side.



# INSULATED BAKERY CONTAINER – 60 X 40 CM



- Designed for the baking industry in Europe.
- Ideal for transporting products at safe cold temperatures to satellite locations.
- Perfect for baked items with cream fillings or frozen dough.
- Made with a durable polyethylene outer shell and thick polyurethane foam insulation.
- Holds sheet pans:  
60 x 40 cm  
58 x 40 cm  
58 x 20 cm  
58 x 10 cm  
or fiberglass tray: 60 x 40 cm
- Choose between wire racks with 6 rails, 10 cm apart, or 7 rails, 8,7 cm apart.

**CP6040 color:** Cold Blue (159).

**Wire rack color:** Silver (000).

**Fiberglass Tray colors:** Speckled Smoke (A20), Speckled Mocha (A21), Sahara (A22), Light Grey (A27), Pearl White (A33), Terrazzo (A86).

**Note:** Place sheet pans on rails. Pans should not be placed on the floor of a Container cavity. Please use specified sheet pan sizes.

Vent Cap Patent Pending.



Camdolly® CD300 makes it easy to transport BK60406 or BK60407.



CODE	BK60406*	BK60407*
DESCRIPTION	Container with 6 rails	Container with 7 rails
EXT. DIM.	57 x 76,5 x 82 cm	57 x 76,5 x 82 cm
INT. DIM.	42 x 63,5 x 67,5 cm	42 x 63,5 x 67,5 cm
Case Pack: 1	Color: Navy Blue (186)	*Includes 2 wireracks and 1 chiller.

## Accessories

CODE	CD300	CP6040	WR60406	WR60407	GL4060**
DESCRIPTION	Camdolly	Camchiller®	Wieracks w/6 rails	Wieracks w/7 rails	Market display tray
EXT. DIM.	49 x 65 x 26,5 cm	60 x 40 x 4 cm	66 x 40,5 x 5,8 cm	66 x 40,5 x 5,8 cm	60 x 40 cm
INT. DIM.	43 x 59 cm	—	—	—	—
CASE PACK	1	1	1	1	12

\*\*Not sold in USA, Canada, Mexico, Central America and Caribbean. Vent Cap Patent Pending.

# CAMCARTS® – 46 X 66 CM TRAYS, SHEET PANS AND FOOD BOXES

- Use to hold hot or cold bulk food stored on trays/sheet pans or food boxes.
- Durable polyethylene and thick foam insulation retain safe food temperatures.
- Sturdy plastic, rust-proof latches are secured into molded-in mounting plates.
- Molded-in handle on the back for easy maneuvering.



## 1826DTC Double Cavity Cart for Trays and Sheet Pans

**Capacity:** 24 tray support rails on 4,92 cm centers (12 per cavity). Holds up to 24 each 46 x 66 cm trays or sheet/bun pans.

## 1826DBC Double Cavity Cart for Food Storage Boxes

**Capacity:** 26 support rails on 4,92 cm centers (13 per cavity). Holds 46 x 66 cm Food Storage Boxes.

## Camcart with Security Package

Specially designed for high security applications, with tamper-resistant hardware: metal hinges with non-removeable pins, metal latches with welded bails, lockable hasp and chassis plate.

**Colors:** Slate Blue (401), Coffee Beige (157), Dark Brown (131), Charcoal Gray (615).

**15,2 cm Casters:** 2 fixed, 2 swivel, 1 with brake.

**Note:** Cool metal sheet pans to 121°C before placing onto tray supports.

Venting plug is covered by US Patent D 553,717 S.

Only 1826DBC and 1826DBCSP are NSF Listed.



CODE	DESCRIPTION	EXTERIOR DIMENSIONS W x D x H	INTERIOR DIMENSIONS W x D x H
1826DTC	For trays & sheet pans	55 x 84,5 x 162 cm	46,4 x 67,3 x 64,6 cm
1826DBC	For food storage boxes	55 x 84,5 x 162	46,4 x 67,3 x 64,9
<b>Camcarts with Security Packages</b>			
1826DTCSP	For trays & sheet pans	55 x 84,5 x 162	46,4 x 67,3 x 64,6
1826DBCSP	For food storage boxes	55 x 84,5 x 162	46,4 x 67,3 x 64,9

Case Pack: 1 \*Exterior Depth measurement includes handle.

# CAMCARRIERS® & CAMCARTS®

## Camcarriers

- Holds 32,5 x 53 cm trays, sheet pans and GN food pans.
- One piece seamless construction with molded-in handles.

**Colors:** Black (110), Slate Blue (401), Coffee Beige (157), Dark Brown (131), Navy Blue (186), Charcoal Gray (615). 1318CC also available in Hot Red (158).

**Note:** Cool metal sheet pans to 121°C before placing onto tray supports.

Venting plug is covered by U.S. Patent D 553,717S.



### Combo Carrier

**1318CC**

Holds half-size sheet pans, trays and a variety of food pan sizes. Safely keeps cold food below 4°C, hot food above 63°C for 4+ hours. Interstacks with UPC300, 300MPC, 1318MTC

**EXTERNAL DIM.** W x D x H\*: 43,2 x 65,4 x 56,8 cm

**INTERIOR DIM.** W x D x H: 33,7 x 53,3 x 35,5 cm

**FITS CAMDOLLY:** CD300, CD300H, CD300HB

**Case Pack:** 1 \*With Handle.



### Camcarrier

**1826MTC**

Holds up to 6 each 46 x 66 cm sheet pans. Six tray supports on 5,4 cm centers

**EXTERNAL DIM.** W x D x H\*: 55 x 74,5 x 57 cm

**INTERIOR DIM.** W x D x H: 46,7 x 66,4 x 35,9 cm

**FITS CAMDOLLY:** CD1826MTC, CD1826MTCHB

**Case Pack:** 1 \*With Handle.



**1826HAR**

Lifting harness

**DIMENSION:** 360,68 cm long

**Color:** Beige (000).

## Camcarts

- Holds 46 x 66 cm trays, sheet pans and food boxes.
- Includes removable cutting board on top.
- Security Package (SP)\* features tamper-resistant hardware to protect both cart and contents. Includes chassis plates with 15,2 x 3,8 cm HD Casters.

**Colors:** Slate Blue (401), Coffee Beige (157), Dark Brown (131), Navy Blue (186), Charcoal Gray (615).

**Standard Casters:** 15,2 x 3,2 cm, 2 fixed, 2 swivel, 1 with brake.

**Heavy Duty (HD) Casters:** 15,2 x 5 cm, 2 fixed, 2 swivel, no brake.

**Note:** Cool metal sheet pans to 121°C before placing onto tray supports.

Venting plug is covered by U.S. Patent D 553,717S.



### Camcart for Food Storage Boxes

**1826LBC / 1826LBCSP\***

Holds 46 x 66 cm Food Storage Boxes. Capacity: 13 supports on 4,45 cm centers

**EXTERNAL DIM.** W x D x H: 55 x 81,5 x 95,5 cm

**INTERIOR DIM.** W x D x H: 46 x 66,4 x 65,7 cm

**Case Pack:** 1



### Camcart for Trays and Sheet Pans

**1826LTC / 1826LTCSP\***

Holds up to 13 each 46 x 66 cm trays or sheet pans. Thirteen tray supports on 4,45 cm centers

**EXTERNAL DIM.** W x D x H: 55 x 81,5 x 95,5 cm

**INTERIOR DIM.** W x D x H: 46 x 66,4 x 65,7 cm

**Case Pack:** 1



### Camcart for Trays and Sheet Pans

**1826LTC3**

Holds up to 7 each 46 x 66 cm trays or sheet pans. Seven tray supports on 9,5 cm centers for 7,62 cm clearance between trays

**EXTERNAL DIM.** W x D x H: 55 x 81,5 x 95,5 cm

**INTERIOR DIM.** W x D x H: 46 x 66,4 x 65,7 cm

**Case Pack:** 1





# MERCHANDISING



# VERSA FOOD SERVICE SYSTEM



The Versa Food Service System provides custom design without the custom price. This non electric, versatile, portable system keeps food cold for hours with either ColdFest® pans or Buffet Camchillers®. The system is made of durable all-weather material and is easy to clean. The Versa Food Service System offers countless configurations to fit any foodservice need.

- Ergonomic, molded-in handles on both sides ensure easy maneuvering.
- Versa Food Bar and Work Table both include a drain faucet that can be connected to a hose for drainage and easy cleaning.
- Add an end table to a Food Bar or Work Table to hold trays, condiments, or paper goods.

## Versa Cart

- Join a Versa Cart with a Food Bar or Work Table for fast check-out and improved traffic flow.
- The Versa Cart includes an adjustable shelf, standard lockable drawer and convenient electrical access through the top of the cart and front design panel.
- Optional Tray rails easily adjust to a lower height.
- Optional pull-out keyboard tray fits inside the drawer.



All components are fully compliant with NSF requirements.

Versa Food Service System is covered under U.S. Patent 9,084,498 B2.



## Versa Straight Connector and Versa Corner Connector

Easily and safely attach multiple components together to create a contiguous system and maximize space and merchandising options.



## Buffet Camchillers

Extend safe, cold holding time without ice. Dual-sided Buffet Camchillers hold 6,5 cm and 10 cm pans. Fits in the Versa Food Bar, Versa Work Table and Table Top Food Bars.

# VERSA FOOD SERVICE SYSTEM

Whether you're looking to maximize space, improve traffic flow, add merchandising space or create an upscale salad bar, the Versa Food Service System has you covered.



Versa Food Bar®  
As Shown: VBR5 shown with optional 2-VCS32R, 1-VBRTBL.



## Versa Work Table

- Perfect for a prep table, display, self-serve station or back bar.
- Attach a Work Table to a Food Bar to merchandise snacks and beverages.
- Matching well covers are included with each Versa Work Table.



Standard height model.

# VERSA BAR AND VERSA WORK TABLE

- Now available with two secure storage cabinets that can hold up to 22,7 kg per compartment of non-perishable items.



Scan QR code for package product code.



VBR6 with optional 2-VBRR6, 2-VBRTBL

**Storage Dimensions:**  
L 54,61 x W 44,45 x H 45,72 cm per cabinet.  
Each cabinet is 0,11 M³.

NSF BPA FREE  
All components are fully compliant with NSF requirements.



# VERSA FOOD SERVICE SYSTEM

CODE	DESCRIPTION	OVERALL EXTERIOR DIMENSIONS L x W x H	FULL PAN SIZE CAPACITY	WELL INTERIOR DIMENSIONS L x W x H
<b>Versa Food Bars® – Standard Height</b>				
VBR5	152 cm with standard casters	175,3 x 108 x 159,4 cm	4	132,8 x 53,3 x 18 cm
VBRHD5	152 cm with heavy duty casters	175,3 x 108 x 159,4	4	132,8 x 53,3 x 18
VBR6	183 cm with standard casters	208,3 x 108 x 159,4	5	165,4 x 53,3 x 18
VBRHD6	183 cm with heavy duty casters	208,3 x 108 x 159,4	5	165,4 x 53,3 x 18
<b>Versa Food Bars Ultra Series – Standard Height</b>				
VBRU5	152 cm with standard casters and storage	175,3 x 108 x 159,4	4	132,8 x 53,3 x 18
VBRUHD5	152 cm with heavy duty casters and storage	175,3 x 108 x 159,4	4	132,8 x 53,3 x 18
VBRU6	183 cm with standard casters and storage	208,3 x 108 x 159,4	5	165,4 x 53,3 x 18
VBRUHD6	183 cm with heavy duty casters and storage	208,3 x 108 x 159,4	5	165,4 x 53,3 x 18
<b>Versa Food Bars – Low Height</b>				
VBRL5	152 cm with standard casters	175,3 x 108 x 141,6	4	132,8 x 53,3 x 18
VBRLHD5	152 cm with heavy duty casters	175,3 x 108 x 141,6	4	132,8 x 53,3 x 18
VBRL6	183 cm with standard casters	208,3 x 108 x 141,6	5	165,4 x 53,3 x 18
VBRLHD6	183 cm with heavy duty casters	208,3 x 108 x 141,6	5	165,4 x 53,3 x 18
<b>Versa Work Tables – Standard Height</b>				
VBRT5	152 cm with standard casters	175,3 x 68,6 x 92,1	4	132,8 x 53,3 x 18
VBRTHD5	152 cm with heavy duty casters	175,3 x 68,6 x 92,1	4	132,8 x 53,3 x 18
VBRT6	183 cm with standard casters	208,3 x 68,6 x 92,1	5	165,4 x 53,3 x 18
VBRTHD6	183 cm with heavy duty casters	208,3 x 68,6 x 92,1	5	165,4 x 53,3 x 18
<b>Versa Work Tables Ultra Series – Standard Height</b>				
VBRUT5	152 cm with standard casters and storage	175,3 x 68,6 x 92,1	4	132,8 x 53,3 x 18
VBRUTHD5	152 cm with heavy duty casters and storage	175,3 x 68,6 x 92,1	4	132,8 x 53,3 x 18
VBRUT6	183 cm with standard casters and storage	208,3 x 68,6 x 92,1	5	165,4 x 53,3 x 18
VBRUTHD6	183 cm with heavy duty casters and storage	208,3 x 68,6 x 92,1	5	165,4 x 53,3 x 18
<b>Versa Work Tables – Low Height</b>				
VBRTL5	152 cm with standard casters	175,3 x 68,6 x 74,3	4	132,8 x 53,3 x 18
VBRTLHD5	152 cm with heavy duty casters	175,3 x 68,6 x 74,3	4	132,8 x 53,3 x 18
VBRTL6	183 cm with standard casters	208,3 x 68,6 x 74,3	5	165,4 x 53,3 x 18
VBRTLHD6	183 cm with heavy duty casters	208,3 x 68,6 x 74,3	5	165,4 x 53,3 x 18

Case Pack: 1

CODE	DESCRIPTION	OVERALL EXTERIOR DIMENSIONS L x W x H
<b>Versa Cart</b>		
VCSWR	With dual tray rails and standard casters	134 x 81,9 x 109,2 cm (with tray rails up)
VCSWRHD	With dual tray rails and heavy duty casters	134 x 81,9 x 109,2 (with tray rails up)
VCS	With standard casters and no tray rails	81,3 x 81,9 x 109,2
VCSHD	With heavy duty casters and no tray rails	81,3 x 81,9 x 109,2
<b>Connectors</b>		
VBRC	Straight connector - food bar to food bar	68,6 x 48,3 x 10,8
VBRC90	Corner connector - food bar to food bar	91,4 x 91,4 x 10,8
VCS32CNT	Straight connector - cart to standard height food bar / work table	68,6 x 51,75 x 8,26
VCSCNL	Straight connector - cart to low height food bar / work table	68,6 x 51,75 x 21,59

Case Pack: 1 Versa Food Bar, Versa Work Table, Versa Cart, Connectors, Well Cover Colors: Black (110), \*Hot Red (158), \*Navy Blue (186), \*Kentucky Green (519).

Tray Rail and End Table Colors Only: Granite Gray (191), \*\*Black (110).

\*Made to order colors for Versa Food Bar, Versa Work Table, Versa Cart, Connectors, Well Cover, Tray Rail and End Table.

\*\*Made to order color for Tray Rail and End Table only. Made to order items not carried in stock, non-returnable.



# FOOD BAR ACCESSORIES

## Every Accessory You Need

- Crock and Salad Bowl Holders highlight and organize salads, condiments and dressings.
- Tray Rails offer convenience for your patrons.

See Camwear® Food Pans and Crocks section for more information.

**Versa Cart with Dual Tray Rails** (VCSWR & VCSWRHD): All orders receive the tray rails in Granite Gray (191). To choose a different color tray rail you must order the Versa Cart Without Rails (VCS or VCSHD) and the tray rails (VCS32R) separately.

**Connector Colors:** Black (110), Hot Red (158), Navy Blue (186), Kentucky Green (519).

**Vinyl Cover Color:** Opaque (000).

**Sign Holder Color:** Clear (152).

**Buffet Camchiller® Color:** Cold Blue (159).

**Divider Bar Colors:** White (148), Clear (152).

**Well Cover Colors:** Black (110), Hot Red (158), Navy Blue (186), Kentucky Green (519).

**Keyboard Tray Color:** Black (110).

**Crock, Salad Bowl Holders Colors:** White (148), Granite Gray (191).

Versa Food Bar is covered under U.S. Patent D 615,323 S and D 620,730. Versa Food Bar Ultra Series is covered under U.S. Patent D702,066 S. Versa Cart is covered under U.S. Patent D 653,830 S. Buffet Camchiller is covered under U.S. Patent D 618,476 S. All other parts patent pending.

\*Items are not NSF Listed.



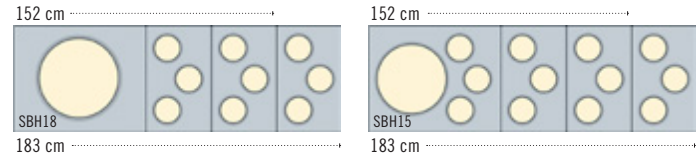
– 183 cm models hold 5 full size Pans with Divider Bars.

– 152 cm models hold 4 full size Pans with Divider Bars.



– Fractional Size Pans can be used in many variations with Divider Bars. Mix and match sizes to fit your needs.

Two Salad Bowl Holder models available, SBH18 and SBH15. Crock Holder, CPH3, holds 1,4 and 2,6 L crocks.



– 183 cm models hold a Salad Bowl Holder and 3 ea. Crock Holders.

– 152 cm models hold a Salad Bowl Holder and 2 ea. Crock Holders.

CODE	DESCRIPTION	OVERALL EXTERIOR DIMENSIONS L x W x H	CASE PACK
VBRR5	Tray rail for 152 cm - Versa Food Bar / Versa Work Table	134,6 x 29,2 x 11,6 cm	1
VBRR6	Tray rail for 183 cm - Versa Food Bar / Versa Work Table	167,6 x 29,2 x 11,6	1
VCS32R	Tray rail for - Versa Cart	71,12 x 29,7 x 12,7	1
VBRTBL	End table for Versa Food Bar and Work Table	68,6 x 55,88 x 11,43	1
VBRCVR5*	Vinyl cover for 152 cm Versa Food Bar	185,4 x 110,5 x 116,8	1
VBRCVR6*	Vinyl cover for 183 cm Versa Food Bar	210,8 x 110,5 x 116,8	1
VBRTCVR5*	Vinyl cover for 152 cm Versa Work Table	177,8 x 85,1 x 53,3	1
VBRTCVR6*	Vinyl cover for 183 cm Versa Work Table	210,8 x 85,1 x 53,3	1
VCSCVR*	Vinyl cover for Versa Cart	106,7 x 83,8 x 91,4	1
VBRSHTS*	Versa Food Bar sign holder	91,4 x 15,2 x 23,5	1
DIV12	30,5 cm divider bars	32,39	3
DIV20	51 cm divider bars	53,02	3
CPH3	Crock holder holds 1,4 & 2,6 l	L 33 x W 53	1
SBH15	Salad bowl holder holds a 38,1 cm bowl and 3 crocks	L 65,5 x W 53	1
SBH18	Salad bowl holder holds an 45,7 cm bowl	L 65,5 x W 53	1
CPB1220	Buffet camchiller for versa food bars, work tables and table top food bars	46,99 x 32,07 x 10,16	1
VBRWC	Versa well cover for Versa Food Bar/Work Table	53,02 x 33,02 x 5,08	1
VCS32KEYT	Versa Cart keyboard tray	52,4 x 25,71 x 5,08	1

Versa Food Bar includes Versa Food Bar with and without cabinet.

# TABLE TOP FOOD BARS, BUFFET BARS & SNEEZE GUARDS

## Table Top Food Bars

- Turn a 122-183 cm table into a double-sided self service buffet or beverage station.
- Thick, foam-insulated well keeps food cold for hours with Buffet Camchillers or ice.
- Drain plug allows for quick and easy clean-up.



**4FBRTT Table Top Food Bar**  
Buffet Camchiller® available.

## Buffet Bars

- Ideal for holding snacks and cold beverages.
- The Buffet Bar with Sneeze Guard is perfect for single-sided, self-serve buffets.

**Food Bar Colors:** Black (110), Navy Blue (186), Kentucky Green (519), Hot Red (158).

Crock Holder and Salad Bowl Holders available in White (148), Granite Gray (191), Sandstone (614).

BUF48 and BUF72 are NSF listed.

NSF listed for non-direct food contact only.



**FSG480 Sneeze Guard**  
The Free Standing Sneeze Guard is the perfect showcase for salad or dessert items.



**BUF48 Buffet Bar Base**  
Merchandises soft drinks on ice to increase beverage sales.



**BBR480 Buffet Bar with Sneeze Guard**

CODE	OVERALL EXTERIOR DIMENSIONS	FULL SIZE PAN CAPACITY	WELL INTERIOR DIMENSIONS
<b>Table Top Food Bars</b>			
	<b>L x W x H</b>		<b>L x W x D</b>
6FBRTT	181,6 x 84,5 x 68,6 cm	5	159,7 x 51,1 x 16,5 cm
5FBRTT	161,3 x 84,5 x 68,6	4	127,2 x 51,1 x 16,5
4FBRTT	129,5 x 84,5 x 68,6	3	94,6 x 51,1 x 16,5
<b>Buffet Bars</b>			
	<b>L x W x H</b>		<b>L x W x D</b>
BUF72	171,5 x 61 x 17,8	5	159,7 x 51,1 x 12,7
BUF48	106,2 x 61 x 17,8	3	94,6 x 51,1 x 12,7
<b>Free Standing Sneeze Guards</b>			
	<b>L x W x H</b>		<b>L x W</b>
FSG720	187,6 x 41,9 x 62,2	—	171,5 x 38,7
FSG480	121,9 x 41,9 x 62,2	—	106,7 x 38,7
<b>Buffet Bars w/Sneeze Guard</b>			
	<b>L x W x H</b>		<b>L x W x D</b>
BBR720	187,6 x 61,3 x 62,2	5	159,7 x 51,1 x 12,7
BBR480	121,9 x 61,3 x 62,2	3	94,8 x 51,1 x 12,7

Case Pack: 1



## CAMKIOSK® SYSTEM — EVERY EVENT OR LOCATION IS AN OPPORTUNITY FOR PROFITS



- Build sales off premise and in non-traditional locations.
- Two insulated food storage cabinets maintain safe hot or cold food and/or beverage temperatures for hours.
- Use optional well covers to cover food pan wells and increase countertop space.
- Durable, all-weather polyethylene exterior with foam insulation will not crack, dent, bubble, chip, rust or break.
- Heavy duty 15,2 cm casters roll smoothly from kitchen to location then lock in place.

# CAMKIOSK® CARTS



Telescoping poles enable canopy to lower 30,5 cm for quick and easy storage.

## Cart Colors



Navy Blue



Hot Red

## Canopy Color



Beige

## Cart Colors




Granite Grey



Granite Green



Kentucky Green



Black Base with Granite Grey Top & Doors

## Canopy Color



Kentucky Green



KVC854C Cart with 4 pan wells & canopy.

Personalize your CamKiosk Cart to promote your brand.

### CANOPY TRIM AND TOP PANEL

(Charges per side)

One Color \*\*

Two Color \*\*

Three Color \*\*

### FRONT DISPLAY PANEL

(Cruising Café® panel standard)

Set Up Charge per Panel \*\*

Charge per Color \*\*

\*\*Contact your Cambro representative for pricing.




Conveniently located, lockable cash box (included) can also be kept in dry storage compartment.



Camchillers® keep cold packaged foods cold during transport and service when placed directly on top of food pan wells or at the top of the CamKiosk's insulated holding cabinet.



4 well top



6 well top

CODE	FULL SIZE PAN WELLS	OVERALL DIMENSIONS L x W x H
<b>CamKiosk Carts</b>		
KVC854	4	216 x 85 x 179 cm
KVC854C	4	216 x 85 x 239
KVC856	6	216 x 85 x 179
KVC856C	6	216 x 85 x 239

C: Canopy

### Holding Capacity Per Compartment

Two holding cabinets store hot or cold food in Gastronorm Food Pans with Covers.

12 GN 1/1 full size 6,5 cm deep pans or 8 GN 1/1 full size 10 cm deep pans or 6 GN 1/1 full size 15 cm deep pans or 4 GN 1/1 full size 20 cm deep pans.  
4 each 2025 Camtrays or 8 each 3253 Camtrays.

**Well Cover Colors:** Black (110), Hot Red (158), Navy Blue (186), Kentucky Green (519), Granite Grey (191), Granite Green (192).

**15,24 cm Casters:** 2 fixed, 2 swivel, 2 with brake.

**Cutting Board Color:** White (148).

**Camchiller Color:** Cold Blue (159).

**ThermoBarrier Color:** Slate Blue (401).



Camchiller & ThermoBarrier

CODE	DESCRIPTION	DIMENSIONS L x W x H	CASE PACK
<b>Optional Accessories</b>			
CB1220	Cutting board	53,5 x 33,5 x 1,3 cm	1
CP814	20,32 x 35,56 cm Camchiller	3,81 x 20,32 x 35,56	1
CP1220	Camchiller	53 x 33 x 3,8	1
WCR1220	Well cover	53,5 x 33 x 5	1
1600DIV	ThermoBarrier® insulated shelf	53 x 33,5 x 3,8	2

C: Canopy



# CAMKIOSK® HAND SINK CART, WORK STATION & EQUIPMENT STAND

## Hand Sink Cart

- Self-contained, electric hand washing system can be used alone or with CamKiosk Cart.
- Run hot and cold water for up to 70 hand washings.
- Includes: double sink, two 19 L fresh water tanks, two 28,5 L waste-water bins, hand soap dispenser and paper towel roll holder.
- Durable polyethylene will not crack, dent, bubble, chip or break.
- Hand Sink Cart is designed for hand washing. It contains no filter for purifying water for drinking.
- Faucet is compliant with lead-free regulations.

**Colors:** Granite Grey (191), Granite Green (192), Navy Blue (186), Hot Red (158), Kentucky Green (519), Black Base with Granite Grey Top & Doors (426).

**15,2 cm Casters:** 2 fixed, 2 swivel, 2 with brake.

Hand Sink Cart is covered by U.S. Patent 6,173,458 B1.



Water heater and water pump draw a maximum of 11,25 amps and 0,7 amps, respectively. Hand Sink Cart electrical system runs on an average 10 amps.

ADA faucet available. Contact Cambro Customer Service for information.

Hand Sink Cart is designed for hand washing. It contains no filter for purifying water for drinking.

CODE	VOLTAGE	DIMENSIONS L x W x H
KSC402	110V	103 x 84 x 116 cm

Case Pack: 1

## Work Station

- Use to merchandise menu items, additional work space or to complete sales transactions.
- Large dry storage cabinet below is perfect for holding supplies.
- Extremely durable all-weather polyethylene will not crack, dent, bubble, chip, rust or break.

**Colors:** Granite Grey (191), Granite Green (192), Navy Blue (186), Hot Red (158), Kentucky Green (519), Black Base with Granite Grey Top & Doors (426).

**15,2 cm Casters:** 2 fixed, 2 swivel, 2 with brake.

**Top Work Area Dimensions:** 57,2 x 66 cm



Shown with optional cutting board and paper towel roll dispenser.

CODE	DESCRIPTION	DIMENSIONS L x W x H
KWS40	Work station	103 x 84 x 116 cm
CB1220	Cutting board	53,5 x 33,5 x 1,3

Case Pack: 1

## Equipment Stand

- Perfect for self-serve stations, prep areas or cash register service.
- Counter and side openings for electrical cords and cables.
- Durable, lightweight polyethylene will not crack, dent, bubble, chip, rust or break.
- No assembly required.

**Color:** Black (110).

**12,7 Casters:** 2 fixed, 2 swivel with brake.

\*Special order item not carried in stock – non-returnable.








Cutaway chair area gives ample space for comfortable seating.

CODE	DESCRIPTION	OVERALL DIM. W x D x H**
ES28	Stand only	71 x 71 x 99 cm
ES28RL*	Stand w/rails on right and left sides of drawer	112 x 71 x 99

\*\*Width includes tray rails. Height includes casters.

# CAMCRUISER® VENDING CARTS

- Add revenue opportunities away from the kitchen or cafeteria and reduce wait times.
- Durable polyethylene will not crack, dent, bubble, chip, rust or break.
- Display panel can be personalized with a custom logo or message.
- Larger models CVC724 & CVC72 have insulated food storage compartments and full-size food pan wells.
- The compact CVC55 has two open storage compartments, a single food pan well and cutting board.

Cart Colors	Umbrella Colors
Black (110)	
Hot Red (158)	
Kentucky Green (519)	
Granite Gray (191)	
Granite Green (192)	



CVC724

**OPEN COMPARTMENT DIMENSIONS:**  
W 33,5 x D 61,5 x H 34 cm

## CVC72 & CVC724



CVC724 Four full size food pan wells. Replace with cutting boards or well covers to create additional work space.



CVC72



CVC72 One full size food pan well and 2 larger merchandising wells.



Open holding compartment conveniently stores cash box and tray.

CODE	CVC724	CVC72	CVC55
<b>OVERALL DIMENSION*</b> L x W x H	189 x 81 x 239 cm	189 x 81 x 239 cm	140 x 80 x 238 cm
<b>WORK COUNTER HEIGHT</b>	93 cm	93 cm	101 cm
<b>COUNTER WELLS HOLD</b>	4 GN 1/1	Center well, 1 GN 1/1 2 outer wells, L 56 x W 39 x D 15 cm	1 GN 1/1
<b>CLOSED COMPARTMENT CAPACITY (EACH)</b>	2 GN 1/1-20 cm + 2 GN 1/1-6,5 cm deep pans or 4 GN 1/1-15 cm deep pans or 6 GN 1/1-10 cm deep pans or 8 GN 1/1-6,5 cm deep pans or 4 each 2025 Camtrays or 8 each 3253 Camtrays	2 full size 20 cm + 2 GN 1/1-6,5 cm deep pans or 4 GN 1/1-15 cm deep pans or 6 GN 1/1-10 cm deep pans or 8 GN 1/1-6,5 cm deep pans or 4 each 2025 Camtrays or 8 each 3253 Camtrays	—
<b>OPEN COMPARTMENT CAPACITY</b>	1 cash drawer and 1 GN 1/1-15 cm deep pan or 2 GN 1/1-10 cm deep pans or 3 GN 1/1-6,5 cm deep pans	1 cash drawer and 1 GN 1/1-15 cm deep pan or 2 GN 1/1-10 cm deep pans or 3 GN 1/1-6,5 cm deep pans	—
<b>UMBRELLA DIAMETER</b>	183 cm	183 cm	152 cm
<b>CASTERS</b>	20,3 cm - 4 swivel with brake	20,3 cm - 4 swivel with brake	15,2 cm - 2 fixed, 2 swivel with brake
<b>CASH DRAWER</b>	Yes	Yes	—
<b>MENU BOARD</b>	Yes	Yes	—
<b>DISPLAY PANEL</b>	Yes	Yes	Yes
<b>MOLDED IN HANDLES</b>	2	2	1

\*Includes Umbrella. Serving counter height is 130 cm.

CAMCRUISER® VENDING CARTS



CVC55

Unit ships with umbrella and cutting board.  
Front display panel can be personalized.

**Cutting Board Color:** White (148).  
**Camchiller Color:** Cold Blue (159).  
**Divider Bar Colors:** White (148),  
Clear (135).  
**Retainer Strap Color:** Black (110).  
**ThermoBarrier® Color:** Slate Blue (401).  
Well Cover Color matches cart.  
CVC55 is covered by U.S. Patent  
D 362,102.



Camchiller,  
ThermoBarrier,  
and Divider Bar.



Compartments are open for storage and  
easy access to equipment and supplies for  
your vending operations. Optional retainer  
strap is sold separately.

**LEFT COMPARTMENT DIMENSIONS:**  
W 61,5 x D 72,5 x H 70 cm

**RIGHT COMPARTMENT DIMENSIONS:**  
W 54,5 x D 72,5 x H 70 cm



Pizza Camcruiser



Sandwich Camcruiser



Hot Dog Camcruiser



Soft Drink Camcruiser

Display Panel  
Personalization

Provide complete, finished,  
camera-ready artwork and indicate  
positioning on display panel.  
Ink colors must be specified.  
Choose 1-4 colors.

Size of imprinting area:

CVC72 and CVC724

W 53,5 x H 74,5 cm

CVC55 W 112,5 x H 74,5 cm

Artist's fee of \*\*net/hour will be  
charged to any order submitted  
without camera-ready artwork.

Cambro will contact you prior to  
completing any work if this fee will  
be charged.

Set up charge of \*\*net per design,  
plus \*\*net per color.

Allow for three week production lead  
time once final proofs are approved.


CVC72 and CVC724 - Campus  
Cuisine display panel standard  
with all orders unless custom  
personalization requested.

\*\*Contact your Cambro representative  
for pricing.

CVC55



Set up with full and fractional size food  
pans and divider bars to increase product  
offerings.



Electrical or soda line conveniently drops  
through 10 x 17 cm opening in counter.  
Cover is standard with cart.

CODE	DESCRIPTION	FITS	OVERALL DIM. L x W x H
<b>Optional Accessories</b>			
CB1220	Cutting board	CVC724, CVC72, CVC55	53,5 x 33,5 x 1,3 cm
CP1220	Camchiller®	CVC724, CVC72	53 x 33 x 3,8
DIV12	Divider bar	CVC724, CVC72, CVC55	32,5 long
WCR1220	Well cover	CVC724, CVC72, CVC55	53,5 x 33 x 5
730STP	Retainer strap	CVC55	—

**DIV12 Case Pack: 3    730STP Case Pack: 2    All Others Case Pack: 1**  
Camchiller, ThermoBarrier & Divider Bar are NSF listed.



# CAMSHELVING® FLEX STATION

- Reduce serving time and give kids time to eat by setting up portable Grab-N-Go stations in convenient locations.
- Ideal for use for breakfast to go, fresh fruit and vegetable programs, boosting a la carte sales and supper or summer feeding programs.
- Use black Camwear® GN pans and angled divider bars to provide a modern look and easy access to items.



CODE	DESCRIPTION	DIMENSIONS D x L x H	QUANTITY EACH
<b>Package EMU244870FXPKG Includes</b>			
EMPK2470	Mobile post kits with casters	610 x 1220 x 1778 mm	2
EMTR482PK	Mobile traverses	1220	4
EDBA	Angled divider bars	610	36
CSID6	Identification tags	25 x 152	24
<b>Optional Accessories</b>			
EMSK2448S1	Solid shelf kit	610 x 1220	1
12189CW135	Clear Camwear food box	305 x 460 x 230	12
1218SCCW135	Clear Camwear SlidingLid™	305 x 460	12
CP814159	Compact Camchiller®	L 355,6 x W 203,2 x H 38	12

CODE	DESCRIPTION	DIMENSIONS D x L x H	QUANTITY EACH
<b>Package CPMU244867FXPKG Includes</b>			
CPMPK2467	Mobile post kits with casters	610 x 1220 x 1778 mm	2
CPTR482PK	Traverses	1220	4
CSDBA	Angled divider bars	610	36
CSID6	Identification tags	25 x 152	24
<b>Optional Accessories</b>			
CPSK2448S1	Solid shelf kit	610 x 1220	1
16CW110	Black Camwear food pans	325 x 530	12
CP814159	Compact Camchillers	L 355,6 x W 203,2 x H 38	12



## Angled Divider Bars

Securely hold food pans and boxes in place allowing easy access.



## Camwear Food Storage Box

Shatterproof and durable, clear box allows for content visibility. Ideal for serving bulk fruits and vegetables during the day and keeping them fresh in a cooler or freezer overnight.



## Camwear Food Pans

Store, transport, and serve all in one pan. Durable black food pans provide a sleek, modern look and are easy to clean and store when not in use.



## Compact Camchiller

Keep temperature sensitive items cool for hours with Camchillers. Reduce the risk of cross contamination by eliminating the use of ice.



# VERSA ORGANIZERS

- Use to store non-perishable condiments, disposable ware and napkins.
- Hold bins in 2 x 3, 2 x 4, 3 x 3, or 3 x 4 arrangements.
- Made of seamless, one-piece polyethylene.
- Set on flat surface or wall mount each bin holds up to 4,5 kg.
- Easy to assemble and easy to clean.

**Bins only colors:** Dark Brown (131), Black (110), Slate Blue (401), Speckled Grey (480).

.....

**Versa line combined pack bins & racks.**

.....

**Colors:** Black (110), Speckled Grey (480).

.....



12RS12 Versa Organizer shown mounted on wall.



Bins sold separately (5412CBP) or as combined packs.



12RS12



9RS9



8RS8



6RS6

CODE	DESCRIPTION	PRODUCT DIMENSIONS	CASE PACK
		<b>W x D x H</b>	
5412CBP	Bin only	13 x 30,5 x 11 cm	12
	<b>Versa Line Combined Pack</b>	<b>L x D x H (complete unit)</b>	
12RS12	Rack w/12 bins	64,8 x 54,3 x 36,2	1
9RS9	Rack w/9 bins	51,1 x 54,3 x 36,2	1
8RS8	Rack w/8 bins	64,8 x 48,8 x 24,1	1
6RS6	Rack w/6 bins	51,1 x 48,8 x 24,1	1







PORTABLE CAMBARS®

- Stylish, portable beverage bars for hosting in any environment.
  - Select from three systems: economy for bottle and can service, partial or complete soda gun set up systems for pre-mix (canisters) or post-mix (bag-in-box).
  - Available in three sizes:
    - Large BAR730 is perfect for banquets and cocktail events.
    - Mid-size BAR650 fits into standard elevators and is ideal for small to mid-size functions.
    - Small BAR540 is ultra portable for off-premise use and events with limited space.
- All models include speed rail and 36,3 kg capacity ice sink with cover. BAR540 sink comes uncovered.
  - Impact-resistant, waterproof polyethylene will not crack, dent, bubble, chip, rust or break.
  - Lightweight and portable.
  - Easy to take apart and clean, easy to set up.






BAR650 Shown in Standard Decor Granite Sand (194).



BAR650DS Shown in Designer Decor Sedona (668).

THREE SIZES

	<b>ECONOMY SYSTEM</b> <ul style="list-style-type: none"><li>• For Bottle, Can, or Mixer Service.</li><li>• Includes Ice Bin &amp; Speed Rail.</li><li>• Standard or Designer Decor.</li></ul>	<b>BASIC SYSTEM</b> <ul style="list-style-type: none"><li>• Partially Equipped for Post or Pre-Mix Soda Service.</li><li>• Operator Completes Installation.</li><li>• Standard or Designer Decor.</li></ul>	<b>COMPLETE SYSTEM</b> <ul style="list-style-type: none"><li>• Completely Factory Equipped for Post or Pre-Mix Soda Service.</li><li>• Standard or Designer Decor.</li></ul>
<b>Large BAR730 Models</b> 	<b>Standard Decor</b> BAR730  <b>Designer Decor</b> BAR730DS	<b>Standard Decor</b> BAR730CP  <b>Designer Decor</b> BAR730DSCP	<b>Standard Decor</b> BAR730PM, BAR730PMT, BAR730PMT220, BAR730DX  <b>Designer Decor</b> BAR730DSPM, BAR730DSPMT, BAR730DSPMT2, BAR730SDSX
<b>Mid-Size BAR650 Models</b> 	<b>Standard Decor</b> BAR650  <b>Designer Decor</b> BAR650DS	<b>Standard Decor</b> BAR650CP  <b>Designer Decor</b> BAR650DSCP	<b>Standard Decor</b> BAR650PM, BAR650PMT, BAR650PMT220, BAR650DX  <b>Designer Decor</b> BAR650DSPM, BAR650DSPMT, BAR650DSPMT2, BAR650SDSX
<b>Small BAR540 Models</b> 	<b>Standard Decor</b> BAR540  <b>Designer Decor</b> BAR540DS	—  —	—  —

# PORTABLE CAMBARS® PACKAGES & ACCESSORIES

## STANDARD EQUIPMENT, SODA GUNS, STANDARD AND DESIGNER DECOR PACKAGES

	ECONOMY			BASIC SYSTEM			COMPLETE SYSTEM POST-MIX (Bag in Box)				COMPLETE SYSTEM PRE-MIX (Canisters)	
STANDARD DECOR EQUIPMENT	BAR540	BAR650	BAR730	BAR650CP	BAR730CP	BAR650PM	BAR650PMT	BAR730PM	BAR730PMT	BAR650DX	BAR730DX	
DESIGNER DECOR EQUIPMENT	BAR540DS	BAR650DS	BAR730DS	BAR650DSCP	BAR730DSCP	BAR650DSM	BAR650DSPMT	BAR730DSPM	BAR730DSPMT	BAR650SDX	BAR730SDX	
Bag In Box Syrup Pumps						3 ea	3 ea	6 ea	6 ea			
Bag In Box Rack (Holds 3 ea. Boxes)						1	1	2	2			
Carbonator						YES	YES	YES	YES			
CO <sub>2</sub> Regulator						YES	YES	YES	YES	YES	YES	
CO <sub>2</sub> Clamp & Chain				YES	YES	YES	YES	YES	YES	YES	YES	
8 Circuit Cold Plate in Ice Sink				YES	YES	YES	YES	YES	YES	YES	YES	
Ice Sink Cover	Sink only	YES	YES	YES	YES	YES	YES	YES	YES	YES	YES	
Retainer Strap		1	2	1	2	1	1	2	2	1	2	
Soda Gun (6 or 8 buttons)								8	8		6	
Speed Rail (5 or 7 bottle)	5	7	7	7	7	7	7	7	7	7	7	
Water Pump						YES	YES	YES	YES			
Water Tank							YES		YES			
Water Line Hook Up (city source)						YES	YES	YES	YES			
Waste Water Bin		YES	YES	YES	YES	YES	YES	YES	YES	YES	YES	
Vinyl Cover	YES	YES	YES	YES	YES	YES	YES	YES	YES	YES	YES	

**Casters:** All BAR540 Models - Four 12,7 cm swivel, two with brake. All BAR650 and BAR730 Models - Four 15,24 cm swivel, two with brake.

### Soda Guns by Wunder-Bar®



**Post-Mix 8 Button**  
(BAR730 Complete System)



**Pre-Mix 6 Button**  
(BAR730 Complete System)

- Fast, low foaming delivery.
- Two year warranty from Wunder-Bar.
- Includes holster with overflow drain.
- Available with complete systems only.

### Standard Decor Colors BAR540, BAR650, BAR730



110  
Black




191  
Granite Gray



194  
Granite Sand

#### BAR650, BAR730 Only



189  
Two-Tone Brown  
Mahogany




420  
Granite Gray  
w/ Black Base


#### BAR540 Only



131  
Dark Brown



401  
Slate Blue




615  
Charcoal Gray


### Designer Decor BAR650, BAR730 Only



667  
Manhattan



770  
Chicago



668  
Sedona



669  
Carmel

**BAR540 Designer Decor color options are listed with BAR540 details.**

### Exclusive Cold Plate

- Patented “roof top” design allows for melted ice water to drain into the bottom of the ice sink and into the waste-water bin.
- Circuit exposure through cold plate chills liquids dispensed from the soda gun.



Cold Plate is covered under  
U.S. Patent 5,743,602.

### Optional Accessories for CamBars

CODE	DESCRIPTION
650WS	Wire shelf for BAR650's
730WS	Wire shelf for BAR730's
730SR	7 bottle speed rail
BAR54SR	5 bottle speed rail

#### Case Pack: 1

**730SR Speed Rail Colors:** Black (110), Dark Brown (131), Granite Gray (191).

**BAR54SR Speed Rail Colors:** Black (110), Dark Brown (131), Granite Gray (191), Granite Sand (194), Slate Blue (401).




# CAMBAR® POST-MIX SYSTEM FEATURES


## Designed for Peak Functionality

- Soda gun and GFI-protected 110V outlet are ergonomically positioned for convenient operator access and maximized workspace.
- NSF listed beverage line with Flushable Glas-Flex™ liner for easy flushing and changing of even the strongest flavors.
- Hygienic and easy-to-clean.

Front



Back



## LARGE CAMBARS® – COMPLETE SYSTEMS BAR730

**Post-mix System for 18,9 L, Bag-in-box Syrups**  
Holds up to 6 syrup boxes and 1 CO<sub>2</sub> tank.

### BAR730PM and BAR730DSPM

Includes the standard equipment from the Basic System plus:

- Post-mix soda gun with 8 buttons.
- Carbonator.
- 2 stainless steel bag-in-box wire racks.
- 6 bag-in-box pumps.
- CO<sub>2</sub> regulator gauge & tubing, hose & lines.
- Line for city water hook-up.


### BAR730PMT, BAR730DSPMT, BAR730PMT220 and BAR730DSPMT2

Includes all of the above plus 1, 64,3 L water tank and 1 water pump.  
Line for city water hook-up is not included.

CODE	VOLTS	WATER TANK	DIMENSIONS L x W x H	UNIT WEIGHT
<b>Standard Decor</b>				
BAR730PM	110	No	184,8 x 66 x 121,9 cm	152 kg
BAR730PMT	110	Yes	184,8 x 66 x 121,9	157
BAR730PMT220	220	Yes	184,8 x 66 x 121,9	157
<b>Designer Decor</b>				
BAR730DSPM	110	No	197,2 x 72,4 x 120,7	176
BAR730DSPMT	110	Yes	197,2 x 72,4 x 120,7	181
BAR730DSPMT2	220	Yes	197,2 x 72,4 x 120,7	181



BAR730SDX Shown in Designer Decor Carmel (669).



Cold Plate



BAR730DSPMT  
Shown with water tank and bag-in-box racks.



Pump and Carbonator



Vinyl cover included with all CamBars.  
Cover not NSF listed.


**Pre-mix System for 18,9 L Soda Canisters**  
Holds up to 7 canisters and 1 CO<sub>2</sub> tank.

### BAR730DX and BAR730SDSX

Includes the standard equipment from the Basic System plus:

- Pre-mix soda gun with 6 buttons.

CODE	WATER TANK	DIMENSIONS L x W x H	UNIT WEIGHT
<b>Standard Decor</b>			
BAR730DX	No	184,8 x 66 x 121,2 cm	133 kg
<b>Designer Decor</b>			
BAR730SDSX	Yes	197,2 x 72,4 x 120,7	151



Cold Plate



BAR730DX

# LARGE CAMBARS® – ECONOMY AND BASIC SYSTEMS BAR730

## Basic System BAR730 Partially Equipped for Soda Service

Requires customer installation of pre-mix or post-mix soda gun system.

**Includes:**

- Sealed-in cold plate w/8 circuits.
- CO<sub>2</sub> chain.
- 7-bottle speed rail.
- 36,3 kg capacity ice sink.
- Ice sink cover.
- Waste-water bin.
- 2 retainer straps.
- 4, 15,2 cm swivel casters, 2 with brake.
- Vinyl cover.

CODE	DIMENSIONS L x W x H	UNIT WEIGHT
<b>Standard Decor</b>		
BAR730CP	184,8 x 66 x 121,9 cm	132 kg
<b>Designer Decor</b>		
BAR730DSCP	197,2 x 72,4 x 120,7	146



BAR730DSCP  
Shown with four optional wire racks; see details under  
Portable CamBar Packages & Accessories.

## Economy System BAR730 For Bottle, Can or Mixer Service

**Includes:**

- 7-bottle speed rail.
- 36,3 kg capacity ice sink.
- Ice sink cover.
- Waste-water bin.
- 2 retainer straps.
- 4, 15,2 cm swivel casters, 2 with brake.
- Vinyl cover.

CODE	DIMENSIONS L x W x H	UNIT WEIGHT
<b>Standard Decor</b>		
BAR730	184,8 x 66 x 121,9 cm	90 kg
<b>Designer Decor</b>		
BAR730DS	197,2 x 72,4 x 120,7	111,2





## MID-SIZE CAMBARS® – COMPLETE SYSTEMS BAR650

### Post-mix System for 18,9 L Bag-in-box Syrups Holds up to 3 syrup boxes and 1 CO<sub>2</sub> tank

#### BAR650PM and BAR650DSPM

Includes the standard equipment from the Basic System plus:

- Post-mix soda gun.
- Carbonator.
- Stainless steel bag-in-box wire rack.
- 3 bag-in-box pumps.
- CO<sub>2</sub> regulator gauge & tubing, hose & lines.
- Line for city water hook-up.
- Water pump.
- Water filter.

#### BAR650PMT, BAR650DSPMT, BAR650PMT220 and BAR650DSPMT2

Includes all of the above plus 1, 64,3 L water tank and 1 water pump.  
Line for city water hook-up is not included.

CODE	VOLTS	WATER TANK	DIMENSIONS L x W x H	UNIT WEIGHT
<b>Standard Decor</b>				
BAR650PM	110	No	171,5 x 72,4 x 120,7 cm	137 kg
BAR650PMT	110	Yes	171,5 x 72,4 x 120,7	142
BAR650PMT220	220	Yes	171,5 x 72,4 x 120,7	142
<b>Designer Decor</b>				
BAR650DSPM	110	No	171,5 x 72,4 x 120,7	158
BAR650DSPMT	110	Yes	171,5 x 72,4 x 120,7	163
BAR650DSPMT2	220	Yes	171,5 x 72,4 x 120,7	163



### Pre-mix System for 18,9 L Soda Canisters Holds up to 5 canisters and 1 CO<sub>2</sub> tank

#### BAR650DX and BAR650SDSX

Includes the standard equipment from the Basic System plus:

- Pre-mix soda gun.

CODE	DIMENSIONS L x W x H	UNIT WEIGHT
<b>Standard Decor</b>		
BAR650DX	171,5 x 72,4 x 120,7 cm	120,3 kg
<b>Designer Decor</b>		
BAR650SDSX	171,5 x 72,4 x 120,7	142



# MID SIZE AND SMALL CAMBARS® — ECONOMY AND BASIC SYSTEMS

## Basic System BAR650 – Mid-Size Model Partially Equipped for Soda Service

Requires customer installation of pre-mix or post-mix soda gun system.

**Includes:**

- Sealed-in cold plate with 8 circuits.
- CO<sub>2</sub> chain.
- 7-bottle speed rail.
- 36,3 kg capacity ice sink.
- Ice sink cover.
- Waste-water bin.
- Retainer strap.
- 4, 15,2 cm swivel casters, 2 with brake.
- Vinyl cover.

CODE	DIMENSIONS L x W x H	UNIT WEIGHT
<b>Standard Decor</b>		
BAR650CP	171,5 x 72,4 x 120,7 cm	129,3 kg
<b>Designer Decor</b>		
BAR650DSCP	171,5 x 72,4 x 120,7	137



Cold Plate

BAR650DSCP  
Shown with two optional wire racks; see details under  
Portable CamBar Packages & Accessories.

## Economy System BAR650 – Mid-Size Model For Bottle, Can or Mixer Service

**Includes:**

- 7-bottle speed rail.
- 36,3 kg capacity ice sink.
- Ice sink cover.
- Waste-water bin.
- Retainer strap.
- 4, 15,2 cm swivel casters, 2 with brake.
- Vinyl cover.

CODE	DIMENSIONS L x W x H	UNIT WEIGHT
<b>Standard Decor</b>		
BAR650	171,5 x 72,4 x 120,7 cm	78,5 kg
<b>Designer Decor</b>		
BAR650DS	171,5 x 72,4 x 120,7	100



BAR650DS  
Shown with two optional wire racks; see details under  
Portable CamBar Packages & Accessories.

## Economy System BAR540 – Small Model For Bottle, Can, or Mixer Service

**Includes:**

- 5-bottle speed rail.
- 36,3 kg capacity ice sink.
- 4, 12,7 cm swivel casters, 2 with brake.
- Vinyl cover.

CODE	DIMENSIONS L x W x H	UNIT WEIGHT
<b>Standard Decor</b>		
BAR540	137,2 x 65,7 x 117,2 cm	53,1 kg
<b>Designer Decor</b>		
BAR540DS	137,2 x 65,7 x 117,2	56



### Designer Decor Colors

BAR540 Only

670 Black Base  
w/ Coal Counter

671 Granite Gray Base  
w/ Slate Gray Counter

672 Granite Sand Base  
w/ Cocoa Counter

BAR540DS

# SLIDINGLID™ ICE CADDIES

- Polyethylene body and thick foam insulation hold ice for days.
- Rugged, all-weather exterior will not crack, dent, bubble, chip, rust or break.
- Unique sliding lid slides back and under during use, reducing risk of cross-contamination.
- Recessed well and drain shelf keep ice out of water, extending holding times.
- Recessed, molded-in handles ease lifting and maneuvering.
- Slant top sliding lid units fit under pre/catering tables and counters.

**Colors:** Black (110), Slate Blue (401), Dark Brown (131), Coffee Beige (157), Granite Grey (191).

SlidingLid Ice Caddies ICS125L, ICS125L4S, ICS125LB are covered by US Patent D 468,071 S. SlidingLid Ice Caddies ICS100L and ICS100L4S are covered by US Patent D 424,883.



ICS175LB  
(Short) Shown with Rear Easy Wheels.



ICS125L  
(Short)



ICS100L  
(Short)



ICS175T  
(Tall)



ICS175TB  
(Tall) Shown with Rear Easy Wheels.



ICS200TB  
(Tall) Shown with Rear Wide Easy Wheels.



**StoreSafe**  
STORE FRESH

## Caster Descriptions

Refers to caster type in chart.  
All casters are 12,7 cm.

**A:** 2 fixed, 2 swivel, 1 with brake

**A1:** 2 swivel, 2 with brakes

**B:** 4 swivel, 1 with brake

**C:** 2 swivel, 1 with brake,  
2 20,3 cm Easy Wheels

**D:** 2 swivel, 1 with brake,  
2 25,4 cm Easy Wheels

**E:** 2 swivel, 1 with brake,  
2 25,4 cm Wide Easy Wheels



CODE	CAPACITY	EXTERIOR DIMENSIONS W x D x H	CASTER TYPE
<b>Short</b>			
ICS100L	46 kg	57 x 77 x 73 cm	A1
ICS100L4S	46	57 x 77 x 73	B
ICS125L	57	58,5 x 80 x 74,5	A
ICS125LB	57	58,5 x 80 x 74,5	C
ICS175L	80	61 x 95,5 x 74,5	A
ICS175LB	80	61 x 95,5 x 74,5	D
<b>Tall</b>			
ICS125T	57	58,5 x 80 x 88	A
ICS175T	80	58,5 x 86,5 x 95,5	A
ICS175TB	80	58,5 x 86,5 x 95,5	D
ICS200TB	91	58,5 x 86,5 x 100,5	E

**Case Pack: 1**




# WAREWASHING, HANDLING & STORAGE



# CAMRACK® 4-IN-1 WAREWASHING SYSTEM

The Camrack System will protect glassware and keep it clean until the next event, eliminating the need for rewashing.

## Efficient Washing



Open inside compartments provide thorough circulation of water and cleaning solutions and promote quick and thorough drying.

Long-lasting polypropylene Camracks are built to withstand chemicals and high temperatures up to 93°C.

## Sanitary Storage



Closed outer walls keep fingers and contaminants out and reduce risk of breakage and injury. The Camrack cover and Camdolly make this system completely enclosed. Glassware stays clean when in storage, so operators will only have to wash items once.

## Inventory Control



A variety in base rack colors help identify at a glance both contents and quantity per rack. Available in 10 colors.


## Safe, Sanitary Transportation



Camracks can be transported across large campuses or to off-site locations in one single unit.

Easy to grip handles and smooth overlapping sides facilitate safe handling.

Camrack Cover Seals from the Top and Camdolly® Seals from the Bottom.



Camracks interstack with racks from major manufacturers.



Content labeling options include one-color custom hot stamping or pre-printed clips.



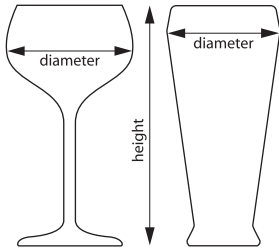
Camracks are covered by one or more of the following patents: Full Base Dish Rack D 412,607. Half Base Dish Rack D 404,176. Half Dish Rack Extender D 400,321. Enlarged Dish Rack Extender D 399,614. Dish Rack with Extender 5,934,486 Utility Patent. Pronged Base Dish Rack D 403,472.

# FULL SIZE CAMRACKS® FOR STEMWARE & TUMBLERS

These racks offer complete protection for all your delicate and valuable stemware and tumblers, from washing and handling to stacking, storing and transporting.

**Choose the correct dishrack:**

- 1. Measure the maximum diameter of your glass (stemware or tumbler) to determine the number of compartments.
- 2. Measure the maximum height of your glass (stemware or tumbler) to the top edge of the rim to determine the compartment height.



25S534

**14,9 cm**  
MAXIMUM DIAMETER



**9 COMPARTMENT**

MAXIMUM HEIGHT	9,2 cm	13,3 cm	17,4 cm	21,5 cm	25,7 cm	29,8 cm
CODE	9S318	9S434	9S638	9S800	9S958	9S1114
CASE PACK	5	4	3	2	2	2
EXT. RACK HEIGHT	14,3 cm	18,4 cm	22,5 cm	26,7 cm	30,8 cm	34,9 cm

**11,11 cm**  
MAXIMUM DIAMETER



**16 COMPARTMENT**

MAXIMUM HEIGHT	9,2 cm	11,4 cm	13,3 cm	15,5 cm	17,4 cm	19,6 cm
CODE	16S318	16S418**	16S434	16S534**	16S638	16S738**
CASE PACK	5	5	4	4	3	3
EXT. RACK HEIGHT	14,3 cm	14,3 cm	18,4 cm	18,4 cm	22,5 cm	22,5 cm
MAXIMUM HEIGHT	21,5 cm	23,8 cm	25,7 cm	27,9 cm	29,8 cm	32 cm
CODE	16S800	16S900**	16S958	16S1058**	16S1114	16S1214**
CASE PACK	2	2	2	2	2	2
EXT. RACK HEIGHT	26,7 cm	26,7 cm	30,8 cm	30,8 cm	34,9 cm	34,9 cm

**Base Rack Colors:**

110

Black

119

Sherwood Green

151

Soft Gray

163

Red

167

Brown

168

Blue

184

Beige

186

Navy Blue

414

Teal

416

Cranberry

**Extender Color:** Soft Grey (151). \*\*Compartment Extenders cannot be added. Personalization available. See Camrack personalization and color coding page. For a more accurate color representation, call your sales rep for actual color chips. Contact Customer Service for all special orders.



# FULL SIZE CAMRACKS® FOR STEMWARE & TUMBLERS

**9,84 cm**  
MAXIMUM DIAMETER



## 20 COMPARTMENT

MAXIMUM HEIGHT	9,2 cm	11,4 cm	13,3 cm	15,5 cm	17,4 cm	19,6 cm
CODE	20S318	20S418**	20S434	20S534**	20S638	20S738**
CASE PACK	5	5	4	4	3	3
EXT. RACK HEIGHT	14,3 cm	14,3 cm	18,4 cm	18,4 cm	22,5 cm	22,5 cm
MAXIMUM HEIGHT	21,5 cm	23,8 cm	25,7 cm	27,9 cm	29,8 cm	32 cm
CODE	20S800	20S900**	20S958	20S1058**	20S1114	20S1214**
CASE PACK	2	2	2	2	2	2
EXT. RACK HEIGHT	26,7 cm	26,7 cm	30,8 cm	30,8 cm	34,9 cm	34,9 cm

\*\*Compartment Extenders cannot be added.

**8,7 cm**  
MAXIMUM DIAMETER



## 25 COMPARTMENT

MAXIMUM HEIGHT	9,2 cm	11,4 cm	13,3 cm	15,5 cm	17,4 cm	19,6 cm
CODE	25S318	25S418**	25S434	25S534**	25S638	25S738**
CASE PACK	5	5	4	4	3	3
EXT. RACK HEIGHT	14,3 cm	14,3 cm	18,4 cm	18,4 cm	22,5 cm	22,5 cm
MAXIMUM HEIGHT	21,5 cm	23,8 cm	25,7 cm	27,9 cm	29,8 cm	32 cm
CODE	25S800	25S900**	25S958	25S1058**	25S1114	25S1214**
CASE PACK	2	2	2	2	2	2
EXT. RACK HEIGHT	26,7 cm	26,7 cm	30,8 cm	30,8 cm	34,9 cm	34,9 cm

\*\*Compartment Extenders cannot be added.

**7,94 cm**  
MAXIMUM DIAMETER



## 30 COMPARTMENT

MAXIMUM HEIGHT	9,2 cm	13,3 cm	17,4 cm	21,5 cm	25,7 cm	29,8 cm
CODE	30S318	30S434	30S638	30S800	30S958	30S1114
CASE PACK	5	4	3	2	2	2
EXT. RACK HEIGHT	14,3 cm	18,4 cm	22,5 cm	26,7 cm	30,8 cm	34,9 cm

# FULL SIZE CAMRACKS® FOR STEMWARE & TUMBLERS

**7,3 cm**  
MAXIMUM DIAMETER



## 36 COMPARTMENT

MAXIMUM HEIGHT	9,2 cm	11,4 cm	13,3 cm	15,5 cm	17,4 cm	19,6 cm
CODE	36S318	36S418**	36S434	36S534**	36S638	36S738**
CASE PACK	5	5	4	4	3	3
EXT. RACK HEIGHT	14,3 cm	14,3 cm	18,4 cm	18,4 cm	22,5 cm	22,5 cm
MAXIMUM HEIGHT	21,5 cm	23,8 cm	25,7 cm	27,9 cm	29,8 cm	32 cm
CODE	36S800	36S900**	36S958	36S1058**	36S1114	36S1214**
CASE PACK	2	2	2	2	2	2
EXT. RACK HEIGHT	26,7 cm	26,7 cm	30,8 cm	30,8 cm	34,9 cm	34,9 cm

**6,2 cm**  
MAXIMUM DIAMETER



## 49 COMPARTMENT

MAXIMUM HEIGHT	9,2 cm	13,3 cm	17,4 cm	21,5 cm	25,7 cm	29,8 cm
CODE	49S318	49S434	49S638	49S800	49S958	49S1114
CASE PACK	5	4	3	2	2	2
EXT. RACK HEIGHT	14,3 cm	18,4 cm	22,5 cm	26,7 cm	30,8 cm	34,9 cm



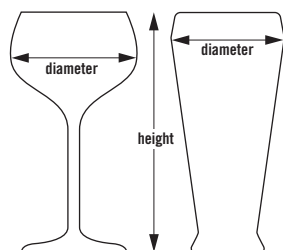
### Base Rack Colors:

110	119	151	163	167	168	184	186	414	416
Black	Sherwood Green	Soft Gray	Red	Brown	Blue	Beige	Navy Blue	Teal	Cranberry

**Extender Color:** Soft Grey (151). \*\*Compartment Extenders cannot be added. Personalization available. See Camrack personalization and color coding page. For a more accurate color representation, call your sales rep for actual color chips. Contact Customer Service for all special orders.

# HALF SIZE CAMRACKS® FOR STEMWARE & TUMBLERS

- Very effective for carrying less weight and for storing drinkware in space-restricted locations.
- Ideal for small under-counter glasswashers.



10HS434

## 8 COMPARTMENT

**10,3 cm**  
MAXIMUM DIAMETER



MAXIMUM HEIGHT	9,2 cm	13,3 cm	17,4 cm	21,5 cm	25,7 cm	29,8 cm
CODE	8HS318	8HS434	8HS638	8HS800	8HS958	8HS1114
CASE PACK	5	4	3	2	2	2
EXT. RACK HEIGHT	14,3 cm	18,4 cm	22,5 cm	26,7 cm	30,8 cm	34,9 cm

## 10 COMPARTMENT

**8,7 cm**  
MAXIMUM DIAMETER



MAXIMUM HEIGHT	9,2 cm	13,3 cm	17,4 cm	21,5 cm	25,7 cm	29,8 cm
CODE	10HS318	10HS434	10HS638	10HS800	10HS958	10HS1114
CASE PACK	5	4	3	2	2	2
EXT. RACK HEIGHT	14,3 cm	18,4 cm	22,5 cm	26,7 cm	30,8 cm	34,9 cm

## 17 COMPARTMENT

**7,3 cm**  
MAXIMUM DIAMETER



MAXIMUM HEIGHT	9,2 cm	13,3 cm	17,4 cm	21,5 cm	25,7 cm	29,8 cm
CODE	17HS318	17HS434	17HS638	17HS800	17HS958	17HS1114
CASE PACK	5	4	3	2	2	2
EXT. RACK HEIGHT	14,3 cm	18,4 cm	22,5 cm	26,7 cm	30,8 cm	34,9 cm


### Base Rack Colors:




119 Sherwood Green



151 Soft Grey



167 Brown



184 Beige



186 Navy Blue



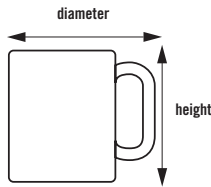
416 Cranberry

**Extender Color:** Soft Grey (151). Personalization available. See Camrack personalization and color coding page. For a more accurate color representation, call your sales rep for actual color chips. Contact Customer Service for all special orders.



# CAMRACK® FULL & HALF SIZE CUP RACKS

- Tilt feature drains water from mug or cup bases for quick and sanitary drying.



11,1 x 10,95 cm

COMPARTMENT  
DIMENSIONS



## 16 COMPARTMENT

	MAXIMUM HEIGHT	6,6 cm	10,7 cm	14,9 cm
CODE		16C258	16C414	16C578
CASE PACK		6	5	4
EXT. RACK HEIGHT		10,1 cm	14,3 cm	18,4 cm

11,1 x 8,73 cm

COMPARTMENT  
DIMENSIONS



## 20 COMPARTMENT

	MAXIMUM HEIGHT	6,6 cm	10,7 cm
CODE		20C258	20C414
CASE PACK		6	5
EXT. RACK HEIGHT		10,1 cm	14,3 cm



10,4 x 11,1 cm

COMPARTMENT  
DIMENSIONS



## 8 COMPARTMENT

	MAXIMUM HEIGHT	6,6 cm	10,7 cm
CODE		8HC258	8HC414
CASE PACK		6	5
EXT. RACK HEIGHT		10,1 cm	14,3 cm

10,4 x 8,73 cm

COMPARTMENT  
DIMENSIONS



## 10 COMPARTMENT

	MAXIMUM HEIGHT	6,6 cm	10,7 cm
CODE		10HC258	10HC414
CASE PACK		6	5
EXT. RACK HEIGHT		10,1 cm	14,3 cm

## Glass and Cup Keepers

Color: Beige (133).



- Raised ribs for easy draining and drying.
- Holds 20 glasses or 12 cups per layer.



Max. Glass Inside  
Rim Diameter:  
GK2000: 6,6 cm

Max. Cup Inside  
Rim Diameter:  
KK1200: 7,4 cm

CODE	SIZE	CASE PACK
<b>Glass Keepers</b>		
GK2000 (Regal)	35,6 x 45,7 cm	12
<b>Cup Keepers</b>		
KK1200 (Regal)	35,4 x 45,4	12

Base Cup Rack Color: Soft Grey (151). Extender Color: Soft Grey (151).  
Personalization available. See Camrack personalization and color coding page.  
Contact Customer Service for all special orders.

# STORE AND TRANSPORT GLASSES & DISHES

## Camrack® Cover & Camdolly®

- Use to cover and protect full size Camrack dishracks filled with clean dishware.
- When used with a Camdolly, creates a portable sanitary storage system that protects contents between uses.
- Eliminates the use of messy, wasteful plastic wrap or vinyl covers.



### FULL RACK COVER

<b>CODE</b>	DRC2020
<b>EXTERIOR DIMENSIONS</b>	50 x 50 x 2,4 cm

Case Pack: 1 Color: Grey (180).

### CAMDOLLY

<b>CODE</b>	CDR2020	CDR2020H
<b>INTERIOR DIMENSIONS</b>	53 x 53 cm	53 x 53 cm
<b>EXTERIOR DIMENSIONS</b>	54,5 x 54,5 x 20,5 cm	54,5 x 59,5 x 94 cm
<b>LOAD CAPACITY</b>	159 kg	159 kg

Case Pack: 1 Color: Soft Grey (151). Casters: 10 cm casters, 4 swivel, no brakes.

## Camrack IceExpress Glass Filler

- Dramatically reduces banquet set-up time.
- Fills 25 glasses with ice all at once.
- Reduces breakage and risk of contamination.
- Ice falls directly into glasses with no spills or drips.

<b>CODE</b>	<b>EXTERIOR DIM. W x D x H</b>
25SWGf	50,8 x 50,8 x 3,18 cm

Case Pack: 1 Color: Black (110).



# SELECTING THE RIGHT CAMRACK

Cambro offers multiple ways to help you quickly find the right Camrack:

### 1. apps.cambro.com/Camracks

Select the item you are sizing, enter the measurements and quantity of the item, and the right Camrack will appear on the page.

### 2. Cambro Catalog

Flip to the back of the catalog for a convenient stemware, glass and cup sizing reference guide.

### 3. Cambro Sales Representatives

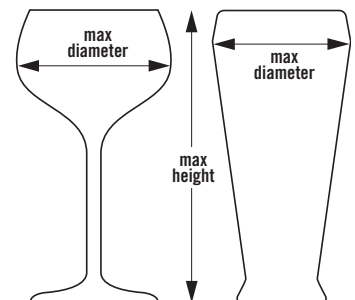
Contact your local Cambro representative or call Cambro Customer Service at 49-7022-90-100-0 to assist with specifying Camracks, dollies and covers that will fit your glasses and dishware.

### 4. Cambro App

Find the right Camrack for your glassware by entering the height and maximum diameter of your glass.

## Choose the correct Camrack:

1. Measure the **maximum diameter** of the glass (stemware or tumbler) to determine the number of compartments.
2. Measure the **maximum height** of the glass (stemware or tumbler) to the top edge of the rim to determine the compartment height.



Download the app at [www.cambro.com/app](http://www.cambro.com/app) or




# CAMRACK® BASE RACKS

- For pots, pans, bowls and large prep, service and display items.
- Half racks work well for storing items at a wait station.



BR578

## FULL SIZE BASE RACKS



	FULL BASE RACK	WITH 1 EXTENDER	WITH 2 EXTENDERS	WITH 3 EXTENDERS
CODE	BR258	BR414	BR578	BR712
INSIDE RACK HEIGHT	8,3 cm	12,4 cm	16,5 cm	20,6 cm
OUTSIDE RACK HEIGHT	10,1 cm	14,3 cm	18,4 cm	22,5 cm
CASE PACK	6	5	4	3

## HALF SIZE BASE RACKS



	HALF BASE RACK	WITH 1 EXTENDER	WITH 2 EXTENDERS	WITH 3 EXTENDERS
CODE	HBR258	HBR414	HBR578	HBR712
INSIDE RACK HEIGHT	8,3 cm	12,4 cm	16,5 cm	20,6 cm
OUTSIDE RACK HEIGHT	10,1 cm	14,3 cm	18,4 cm	22,5 cm
CASE PACK	6	5	4	3

## Hold Down Grid

Keeps lightweight smallwares in place during wash cycle. Use on full size Camrack base or Flatware rack.



BR414 with  
CRPHDG2878

### FULL SIZE HOLD DOWN GRID

CODE	CRPHDG2878
Case Pack: 6	Color: Gray (000).

### Base Rack Colors:

110	119	151	163	167	168	184	186	414	416
Black*	Sherwood Green	Soft Gray	Red*	Brown	Blue*	Beige	Navy Blue	Teal*	Cranberry

\*Full size only. Extender Color: Soft Grey (151). Personalization available. See Camrack personalization and color coding page. For a more accurate color representation, call your sales rep for actual color chips. Contact Customer Service for all special orders.



# CAMRACK® FULL SIZE PEG RACKS & TRAY RACK

## Standard 9 x 9 Peg Rack

- Designed to wash varying sized plates, bowls, trays and plate covers.
- Standard peg racks hold:
  - Eighteen 25,4 cm plates
  - Twelve 30,5 cm plates
  - Twenty-seven 19 cm plates
- or
- Nine 36 x 46 cm trays.

## Versatile 5 x 9 Peg Rack

- Holds standard plates in one direction or deep plates, bowls and plate covers in the other direction.
- 5 spacing configuration holds up to ten 25,4 cm bowls, deep plates, platters or plate covers.

- 9 spacing configuration holds up to:
  - Eighteen 25,4 cm plates
  - Twelve 30,5 cm plates
  - Twenty-seven 19 cm plates
- or
- Nine 36 x 46 cm trays.

## Open End Tray Rack

- Holds cafeteria trays or full-size sheet pans.
- Open-ended on one side for easy placement and removal of trays of all lengths.
- Holds up to nine trays upright.



	9 X 9 PEG RACK	9 X 9 PEG RACK WITH 1 EXTENDER	5 X 9 PEG RACK	5 X 9 PEG RACK WITH 1 EXTENDER	OPEN END TRAY RACK
<b>CODE</b>	PR314	PR500	PR59314	PR59500	OETR314*
<b>INSIDE RACK HEIGHT</b>	8,3 cm	12,4 cm	8,3 cm	12,4 cm	8,3 cm
<b>OUTSIDE RACK HEIGHT</b>	10,1 cm	14,3 cm	10,1 cm	14,3 cm	10,1 cm
<b>CASE PACK</b>	6	5	6	5	6

**Color:** Soft Gray (151). **Extender Color:** Soft Gray (151). **InStock Color:** Soft Gray (151). Personalization available. See Camrack personalization and color coding page. Contact Customer Service for all special orders. \*Extenders may be added to all Peg Racks except the OETR314.

# CAMRACK FULL & HALF SIZE FLATWARE RACKS & CYLINDER

- 8 Compartment Basket fits into a Full or Half Size Base Rack. Wire handles slide down for easy storage.
- Flatware Cylinder fits into 9-Compartment Full Size Camrack and the Cambro Tray and Dish Cart, model TDCR12.



	FULL FLATWARE RACK	HALF FLATWARE RACK	8 COMPARTMENT HALF FLATWARE BASKET	8 COMPARTMENT HALF FLATWARE BASKET	FLATWARE CYLINDER
<b>CODE</b>	FR258	HFR258	8FB434* With Handles	8FBNH434* No Handles	FWC56
<b>INSIDE RACK HEIGHT</b>	6,7 cm	6,7 cm	12 cm	12 cm	Wide 11,4 cm
<b>OUTSIDE RACK HEIGHT</b>	10,1 cm	10,1 cm	18,4 cm	18,4 cm	High 14 cm
<b>CASE PACK</b>	6	6	6	6	12

**Color:** Soft Gray (151). **Extender Color:** Soft Gray (151). **InStock Color:** Soft Gray (151). **Flatware Cylinder Color:** White (148). Personalization available. See Camrack personalization and color coding page. Contact Customer Service for all special orders. \*Extenders cannot be added.

# THE CAMRACK® COMPONENT SYSTEM

The Camrack System offers several choices for ordering the right Camracks now and as your needs change. Please consult with your sales representative or Cambro Customer Service for all special ordering and assembly directions.

## Choose Between:

1. A complete selection of pre-assembled, ready to use Camracks listed in our catalog; or
2. Custom built special order Camracks for specific needs; or
3. Individual Camrack components for distributors to stock and build racks as needed.

## Base Rack Colors:

Sherwood Green (119), Soft Grey (151), Brown (167), Beige (184), Navy Blue (186), Cranberry (416), Black (110)\*, Red (163)\*, Blue (168)\*, Teal (414)\*.

**Base Cup Rack Color:** Soft Grey (151).

**Flatware Rack Color:** Soft Gray (151).


**Extender Color:** Soft Grey (151).

Personalization available.

Full Base Racks are covered by U.S. Patent D 412,607.

Half Base Racks are covered by U.S. Patent D 404,176.

\*Full size only.



**BR** = Full Size Base Rack



**HBR** = Half Size Base Rack



**E1** = Full Size Full Drop Compartment Extender




**HE1** = Half Size Full Drop Compartment Extender



**E2** = Full Size Half Drop Compartment Extender



**HE2** = Half Size Half Drop Compartment Extender




**E3** = Full Size Open Extender



**HE3** = Half Size Open Extender



**E4** = Full Size Full Drop Compartment Extender



**E5** = Full Size Half Drop Compartment Extender

Only E3 extenders may be added to E4's and E5's.

## Camracks Components

CODE	DESCRIPTION	EXTERIOR DIMENSIONS	COMPARTMENT	INSIDE RACK HEIGHT	CASE PACK
<b>Full Size Base Racks</b>					
BR258*	Full Base Rack	500 x 500 x 101 mm	457 x 457 mm	67 mm	6
<b>Half Size Base Racks</b>					
HBR258	Half Base Rack	500 x 250 x 101	464 x 213	67	6
<b>Full Size Base Cup Racks</b>					
16C258	16-Compartment Full Cup Rack	500 x 500 x 101	111 x 111	67	6
20C258	20-Compartment Full Cup Rack	500 x 500 x 101	111 x 89	67	6
<b>Half Size Base Cup Racks</b>					
8HC258	8-Compartment Half Cup Rack	500 x 250 x 101	105 x 113	67	6
10HC258	10-Compartment Half Cup Rack	500 x 250 x 101	105 x 89	67	6
<b>Full Size Full Drop Extenders – E1 and GE1</b>					
9E1	9-Compartment Full Drop Extender	499 x 499 x 51	150 x 150	41	12
16E1	16-Compartment Full Drop Extender	499 x 499 x 51	111 x 111	41	12
20GE1	20-Compartment Full Drop Extender	499 x 499 x 51	98 x 98	41	12
25E1	25-Compartment Full Drop Extender	499 x 499 x 51	89 x 89	41	12
30GE1	30-Compartment Full Drop Extender	499 x 499 x 51	79 x 79	41	12
36E1	36-Compartment Full Drop Extender	499 x 499 x 51	73 x 73	41	12
49E1	49-Compartment Full Drop Extender	499 x 499 x 51	62 x 62	41	12

# THE CAMRACK® COMPONENT SYSTEM

CODE	DESCRIPTION	EXTERIOR DIMENSIONS	COMPARTMENT	INSIDE RACK HEIGHT	CASE PACK
<b>Full Size Half Drop Extenders – E2 and GE2</b>					
9E2	9-Compartment Half Drop Extender	499 x 499 x 51 mm	150 x 150 mm	41 mm	12
16E2	16-Compartment Half Drop Extender	499 x 499 x 51	111 x 111	41	12
20E2	20-Compartment Half Drop Extender (for cups only)	499 x 499 x 51	111 x 89	41	12
20GE2	20-Compartment Half Drop Extender	499 x 499 x 51	98 x 98	41	12
25E2	25-Compartment Half Drop Extender	499 x 499 x 51	89 x 89	41	12
30GE2	30-Compartment Half Drop Extender	499 x 499 x 51	79 x 79	41	12
36E2	36-Compartment Half Drop Extender	499 x 499 x 51	73 x 73	41	12
49E2	49-Compartment Half Drop Extender	499 x 499 x 51	62 x 62	41	12
<b>Full Size Open Extender – E3</b>					
E3	Open Extender	499 x 499 x 51	457 x 457	41	12
<b>Full Size Full Drop Extenders – E4</b>					
16E4	16-Compartment Full Drop Extender	499 x 499 x 51	111 x 111	41	12
20GE4	20-Compartment Full Drop Extender	499 x 499 x 51	98 x 98	41	12
25E4	25-Compartment Full Drop Extender	499 x 499 x 51	89 x 89	41	12
36E4	36-Compartment Full Drop Extender	499 x 499 x 51	73 x 73	41	12
<b>Full Size Half Drop Extenders – E5</b>					
16E5	16-Compartment Half Drop Extender	499 x 499 x 51	111 x 111	41	12
20GE5	20-Compartment Half Drop Extender	499 x 499 x 51	98 x 98	41	12
25E5	25-Compartment Half Drop Extender	499 x 499 x 51	89 x 89	41	12
36E5	36-Compartment Half Drop Extender	499 x 499 x 51	73 x 73	41	12
<b>Half Size Full Drop Extenders – HE1</b>					
8HE1	8-Compartment Full Drop Extender	502 x 252 x 51	105 x 113	41	12
10HE1	10-Compartment Full Drop Extender	502 x 252 x 51	105 x 89	41	12
17HE1	17-Compartment Full Drop Extender	502 x 252 x 51	74 diameter	41	12
<b>Half Size Half Drop Extenders – HE2</b>					
8HE2	8-Compartment Half Drop Extender	502 x 252 x 51	105 x 113	41	12
10HE2	10-Compartment Half Drop Extender	502 x 252 x 51	105 x 89	41	12
17HE2	17-Compartment Half Drop Extender	502 x 252 x 51	74 diameter	41	12
<b>Half Size Open Extender – HE3</b>					
HE3	Open Extender	502 x 252 x 51	464 x 213	41	12

**Base Rack Colors:** Sherwood Green (119), Soft Gray (151), Brown (167), Beige (184), Navy Blue (186), Cranberry (416), Black (110)\*, Red (163)\*, Blue (168)\*, Teal (414)\*.  
**Base Cup Rack Color:** Soft Gray (151). **Extender Color:** Soft Gray (151). \*Color available in full size only. All extenders are available in Soft Gray (151). All pre-assembled racks ship with Soft Gray (151) extenders. **PlateSafe Grid Color:** Gray (000).





## LET'S GET PERSONAL –

### PERSONALIZED CAMRACKS®

- Personalize Camracks to identify contents at a glance for accurate inventory control and selection.
- Hot stamp a custom logo, information or standard content symbols, and/or descriptions on two opposite, diagonal sides of any rack.
- Pre-printed clips (up to 4 per rack) can be ordered factory installed for an additional charge.



IMPRINT COLOR-WHITE

### HOW TO ORDER A SAMPLE

- Contact your local Cambro rep to complete and submit a sample request form to Cambro.
- Select rack size, code and color. Imprint color - white only.
- Choose process A) Hot Stamp or B) Camrack Clips
- Indicate location of hot stamp and or clip on rack. Maximum hot stamp imprint size is W 102 x H 31,7 mm. Maximum hot stamp imprinting thickness per solid letter or logo should be no more than 102 mm wide.
- If selecting process A with a custom hot stamp, provide ready to use artwork, digital format only. Sample request form must be submitted to Cambro PRIOR to artwork being sent. If artwork is incomplete, graphic support services are available for \*\*per hour.

### 6. Submit Artwork

E-mail artwork to your Cambro Rep or direct to Cambro at [letsgetpersonal@cambro.com](mailto:letsgetpersonal@cambro.com). Title e-mail subject with logo name and provide contact info.  
**File dimensions:** 100% reproduction size, 300dpi resolution.  
**File type:** Adobe® Illustrator®, Photoshop®.  
**File format:** jpeg, tiff, and eps.  
 Or mail digital artwork to: Cambro Manufacturing Company. Attn: Kristie Patterson, 7601 Clay Avenue, Huntington Beach, CA 92648.

### 7. Questions regarding artwork?

Tel: (49)7022-90-100-0;  
 Ireland Tel: 1800 509 046;  
 for UK Tel: 0800 587 0057 or  
 Fax: (49)7022-90-100-19.

### 8. Sample Approval

Signed approval form must be included with purchase order for processing. This form is included with each sample.

## PERSONALIZATION CHARGES

One Time Plate Charge	**for custom hot stamp only
Set-Up Charge	**
Sample Charge	**
Imprint Charge	**per side, 2 sides max.

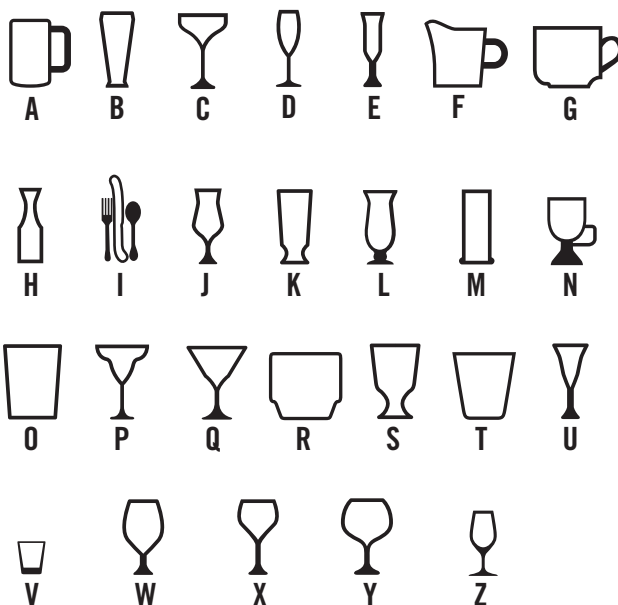
## FOR CLIPS

Drinkware or PlateSafe®, pre-printed \*\*each

\*\*Contact your Cambro representative for pricing.

## STANDARD HOT STAMP SYMBOLS AND/OR DESCRIPTIONS

**Step 1.** Choose a symbol and corresponding letter that best fits your glassware.



**Step 2.** Choose the verbiage and corresponding number that best describes your glassware. **Available in English Only.**

1. Beer	13. Flatware	25. Rocks (Tumbler Style)
2. Beer Mug	14. Goblet	26. Sherry
3. Pilsner	15. Grande	27. Shot Glass
4. Brandy	16. Hi-Ball	28. Sorbet
5. Champagne	17. Hurricane	29. Water (Footed Style)
6. Champagne Flute	18. Iced Tea	30. Water (Tumbler Style)
7. Coffee Mug	19. Irish Coffee	31. White Wine
8. Collins	20. Juice	32. Wine
9. Cordial	21. Margarita	33. Red Wine
10. Creamer	22. Martini	34. Port
11. Cup	23. Old Fashion	
12. Decanter	24. Rocks (Footed Style)	

**Step 3.** Select hot stamp color. Choose from white, black, red or blue.

## HOT STAMP OPTIONS



CUSTOM LOGO AND/OR TEXT



STANDARD SYMBOL AND DESCRIPTION




STANDARD SYMBOL ONLY



STANDARD DESCRIPTION ONLY

# CAMRACK® EXTENDER ID CLIP

- The industry's only 4-in-1 glassware management system makes inventory management quick and easy.
- Made of ABS, these clips are virtually unbreakable, and designed to withstand the high heat of commercial dishwashers.
- An economical and sustainable solution to discarding existing racks or labeling with markers, tape or wall placards.
- Snap ID clips onto existing racks or have factory installed with new Camrack orders, up to 4 per rack, placed on the left only on each side as shown in image. Contact your Cambro representative for pricing.



**PRE-PRINTED CLIPS\*** (Available in 6-packs only, no broken bags.)

## FACTORY INSTALLED CLIPS\*

\*Contact your Cambro representative for pricing.

		CODE
	Beer	CECBE6000
	Beer Mug	CECBM6000
	Brandy	CECBR6000
	Champagne	CECCH6000
	Champagne Flute	CECCF6000
	Coffee Mug	CECCM6000
	Collins	CECCL6000
	Cordial	CECCO6000
	Creamer	CECCR6000
	Cup	CECCP6000
	Decanter	CECDC6000
	Flatware	CECFL6000

		CODE
	Goblet	CECGO6000
	Grande	CECGR6000
	Hi-Ball	CECHB6000
	Hurricane	CECHU6000
	Iced Tea	CECIT6000
	Irish Coffee	CECIC6000
	Juice	CECJU6000
	Margarita	CECMG6000
	Martini	CECMT6000
	Old Fashion	CECOF6000
	Pilsner	CECPI6000
	Red Wine	CECRW6000

		CODE
	Rocks (Footed Style)	CECRF6000
	Rocks (Tumbler Style)	CECRT6000
	Sherry	CECSH6000
	Shot Glass	CECSG6000
	Sorbet	CECSB6000
	Water (Footed Style)	CECWF6000
	Water (Tumbler Style)	CECWT6000
	White Wine	CECWW6000
	Wine	CECWI6000
	Port	CECPO6000
		CECBL6000 Blank Clip

(Available in English Only)

- Use to transport anything from stacks of sheet pans to catering equipment.
- Reduce employee lifting and carrying, reducing possible injury.
- Made of extremely durable plastic that will not dent, crack, rust or corrode.
- Heavy-duty casters maneuver easily over all types of terrain.
- For heavy transport needs, select models with handles and rear Big Wheels.

**Colors:** Coffee Beige (157), Dark Brown (131), Black (110), Slate Blue (401).  
**CDR2020, CDR2020H Color:** Soft Gray (151).

## Caster Type

- A:** 12,7 cm Casters: 2 fixed, 2 swivel, 1 with brake.  
**B:** 7,6 cm Casters: 4 swivel, no brakes.  
**C:** 25,4 cm Rear Big Wheels, 2 front 12,7 cm swivel casters, 1 with brake.  
**D:** 8,9 cm Casters: 4 swivel, no brakes.

## Available Parcel Carrier Delivery:

CDR2020, CDR2020H, CD2020, CD1420, CD2028, CD1313, CD1327, CD100, CD160, CD200, CD300, CD400, CD1826PDB, 2030UT & 400STP.

## Camdollies Case Pack: 1

\*CDR2020H Not NSF Listed.

## For Dish Racks

**EXTERNAL DIM. W x D x H** 54,5 x 53 x 18,7 cm  
**INTERIOR DIM. W x D** 53 x 53 cm

<b>159 kg</b> CAPACITY	<b>D</b> CASTER TYPE
---------------------------	-------------------------



CDR2020

**EXTERNAL DIM. W x D x H** 53 x 64,1 x 92,7 cm  
**INTERIOR DIM. W x D** 53 x 53 cm

<b>159 kg</b> CAPACITY	<b>D</b> CASTER TYPE
---------------------------	-------------------------



CDR2020H\*  
With powder coated handle.

## For 46 x 66 cm Trays and Sheet Pans

**EXTERNAL DIM. W x D x H** 50,8 x 80 x 97,2 cm  
**INTERIOR DIM. W x D** 46 x 66 cm

Holds: UPC101

<b>136 kg</b> CAPACITY	<b>A</b> CASTER TYPE
---------------------------	-------------------------



CD1826H

**EXTERNAL DIM. W x D x H** 57 x 57 x 21 cm  
**INTERIOR DIM. W x D** 51,1 x 51,1 cm

Also Holds: 500LCD, 350LCD, 250LCD, 1000LCD, UC1000

<b>136 kg</b> CAPACITY	<b>B</b> CASTER TYPE
---------------------------	-------------------------



CD2020

**EXTERNAL DIM. W x D x H** 59,7 x 82,6 x 93 cm  
**INTERIOR DIM. W x D** 47 x 66 cm

Holds: UPC101

<b>136 kg</b> CAPACITY	<b>C</b> CASTER TYPE
---------------------------	-------------------------



CD1826HB

**EXTERNAL DIM. W x D x H** 56,5 x 65,7 x 93,7 cm  
**INTERIOR DIM. W x D** 51,5 x 51,5 cm

Also Holds: 250LCD, 350LCD, 500LCD, 1000LCD

<b>159 kg</b> CAPACITY	<b>B</b> CASTER TYPE
---------------------------	-------------------------



CD2020H

## For Pizza Dough Boxes

Also See Pizza Dough Boxes page 167

**EXTERNAL DIM. W x D x H** 50,5 x 71 x 26 cm  
**INTERIOR DIM. W x D** 44,5 x 64,5 cm

Holds: DB18263CW, DB18266CW, DB18263P

<b>136 kg</b> CAPACITY	<b>A</b> CASTER TYPE
---------------------------	-------------------------



CD1826PDB  
Optional strap available.

**EXTERNAL DIM. W x D x H** 66,7 x 67,3 x 93 cm  
**INTERIOR DIM. W x D** 52 x 52,5 cm

Also Holds: 250LCD, 350LCD, 500LCD

<b>159 kg</b> CAPACITY	<b>C</b> CASTER TYPE
---------------------------	-------------------------



CD2020HB



# CAMDOLLIES®

## For Camcarriers® and Camtainers®

**EXTERNAL DIM.** W x D x H 50 x 73 x 27 cm

**INTERIOR DIM.** W x D 44 x 66,5 cm

**Holds:** 100MPC, UPC100, UC250, UC500, 250LCD, 350LCD, 500LCD.

**136 kg**  
CAPACITY

**A**  
CASTER TYPE



CD100



**EXTERNAL DIM.** W x D x H 61 x 89,5 x 93 cm

**INTERIOR DIM.** W x D 56 x 72,5 cm

**Holds:** 1826MTC.

**159 kg**  
CAPACITY

**A**  
CASTER TYPE



CD1826MTC



**EXTERNAL DIM.** W x D x H 50 x 84 x 92 cm

**INTERIOR DIM.** W x D 45 x 67,5 cm

**Holds:** 100MPC, UC250, UC500, 250LCD, 350LCD, 500LCD.

**159 kg**  
CAPACITY

**A**  
CASTER TYPE



CD100H



**EXTERNAL DIM.** W x D x H 70 x 88,5 x 93,5 cm

**INTERIOR DIM.** W x D 55,5 x 72,5 cm

**Holds:** 1826MTC.

**159 kg**  
CAPACITY

**C**  
CASTER TYPE



CD1826MTCBH



**EXTERNAL DIM.** W x D x H 60 x 83,5 x 93 cm

**INTERIOR DIM.** W x D 44,5 x 68 cm

**Holds:** 100MPC, UPC100, UC250, UC500, 250LCD, 350LCD, 500LCD.

**159 kg**  
CAPACITY

**C**  
CASTER TYPE



CD100HB



**EXTERNAL DIM.** W x D x H 48,5 x 76,5 x 92 cm

**INTERIOR DIM.** W x D 43 x 59 cm

**Holds:** 300MPC, 1318MTC, UC1000, 1000LCD, UPC300, 1318CC.

**159 kg**  
CAPACITY

**A**  
CASTER TYPE



CD300H



**EXTERNAL DIM.** W x D x H 42 x 62 x 26,5 cm

**INTERIOR DIM.** W x D 36 x 56 cm

**Holds:** UPC140, UPC160, UPC180, UPCS140, UPCS160, UPCS180, UPCSS160.

**136 kg**  
CAPACITY

**A**  
CASTER TYPE



CD160



**EXTERNAL DIM.** W x D x H 60 x 76 x 92 cm

**INTERIOR DIM.** W x D 44 x 60 cm

**Holds:** 300MPC, 1318MTC, UC1000, 1000LCD, UPC300, 1318CC.

**159 kg**  
CAPACITY

**C**  
CASTER TYPE



CD300HB



**EXTERNAL DIM.** W x D x H 49 x 65 x 26,5 cm

**INTERIOR DIM.** W x D 43 x 59 cm

**Holds:** 300MPC, 1318MTC, UC1000, 1000LCD, UPC300, 1318CC.

**159 kg**  
CAPACITY

**A**  
CASTER TYPE



CD300



**EXTERNAL DIM.** W x D x H 53 x 70 x 23 cm

**INTERIOR DIM.** W x D 46 x 63,5 cm

**Holds:** UPC400, UPCS400, UPCH400.

**136 kg**  
CAPACITY

**A**  
CASTER TYPE



CD400

Shown with  
Optional Strap.



# CAMDOLLIES®

## for Milk Crates and #10 Can Cases

**EXTERNAL DIM. W x D x H** 41,28 x 55,25 x 21,11 cm  
**INTERIOR DIM. W x D** 35,24 x 49,05 cm

**Holds:** 35,6 x 48,3 cm Milk Crates and #10 Can Cases

<b>159 kg</b> CAPACITY	<b>B</b> CASTER TYPE
---------------------------	-------------------------



CD1420



**EXTERNAL DIM. W x D x H** 56,6 x 77 x 21 cm  
**INTERIOR DIM. W x D** 49,5 x 71 cm

**Holds:** 35,6 x 48,3 cm Milk Crates, #10 Can Cases and UPC101, UPC400, 100MPC, UPC100, UPC300

<b>159 kg</b> CAPACITY	<b>B</b> CASTER TYPE
---------------------------	-------------------------



CD2028



**EXTERNAL DIM. W x D x H** 41 x 41 x 21 cm  
**INTERIOR DIM. W x D** 35 x 35 cm

**Holds:** 30 x 30 cm Milk Crates

<b>114 kg</b> CAPACITY	<b>B</b> CASTER TYPE
---------------------------	-------------------------



CD1313



**EXTERNAL DIM. W x D x H** 40,6 x 73,7 x 21 cm  
**INTERIOR DIM. W x D** 34,6 x 67,6 cm

**Holds:** 30 x 30 cm Milk Crates and #10 Can Cases

<b>136 kg</b> CAPACITY	<b>B</b> CASTER TYPE
---------------------------	-------------------------



CD1327



# UTILITY TRUCKS



- Use for transporting loads up to 272 kg.
- Large platforms for convenient loading and built-in handles for easy maneuvering.
- All models feature 12,7 cm heavy-duty casters bolted into molded-in metal backing plates.

**Colors:** Coffee Beige (157), Dark Brown (131), Black (110), Slate Blue (401).

**Casters:** 12,7 cm, 2 fixed, 2 swivel, 1 with brake.

**Utility Trucks Case Pack:** 1

**EXTERNAL DIM. W x D x H** 50 x 81,5 x 98 cm  
**LOAD PLATFORM** 50 x 75 cm

<b>272 kg</b> CAPACITY
---------------------------



2030UT  
With chrome handle.

**EXTERNAL DIM. W x D x H** 63,2 x 106 x 93,3 cm  
**LOAD PLATFORM** 60 x 90,5 cm

<b>272 kg</b> CAPACITY
---------------------------



2436UTH

**EXTERNAL DIM. W x D x H** 63,2 x 106 x 93,3 cm  
**LOAD PLATFORM** 60 x 90,5 cm

<b>272 kg</b> CAPACITY
---------------------------



2436UTHS  
Includes two straps.  
UTHSTP

## Camdolly® Strap for CD400 and CD1826PDB Camdollies

CODE	DESCRIPTION	EXTERNAL DIM.
400STP	Strap	381 cm long

**Case Pack:** 1



# TRAY & DISH CARTS / TRAY & SILVERWARE CART

## Tray & Dish Cart

- Open storage compartment holds a wide variety of plates and trays.
- Use with or without detachable cutlery rack. Cutlery rack includes 12 each flatware cylinders.

- Made of easy-to-clean polyethylene that won't rust, peel or corrode.
- Molded-in handles and heavy-duty swivel casters ease maneuvering.

**Colors:** Slate Blue (401), Coffee Beige (157), Dark Brown (131), Granite Gray (191), Granite Green (192), Black (110).

**15,2 cm Casters:** All swivel, 2 with brake.

**Maximum load capacity:** 227 kg.

Vinyl cover included. Not NSF listed.



TDCR12

CODE	DESCRIPTION	EXTERIOR DIM. L x W x H
TDCR12	Cart & rack combination	97 x 58 x 105 cm
TDC2029*	Cart only	97 x 56,5 x 87
CR12	Cutlery rack only	84 x 58 x 23
FWC56	Flatware cylinder	W 11,4 x H 14

**Case Pack:** 1 **FWC56 Case Pack:** 12

\*TDC2029 is not available in Black (110).

## Adjustable Tray & Dish Cart

- Use to store a wide variety of plates and trays.
- Move two adjustable dividers into position easily to secure trays and plates.

- Made of durable polyethylene that cushions plates and trays to prevent chipping.
- Easy to clean and won't dent, rust, chip or break.

**Colors:** Black (110), Slate Blue (401), Coffee Beige (157), Dark Brown (131), Granite Grey (191), Granite Green (192).

**15,2 cm Casters:** All swivel, 2 with brake.

**Maximum load capacity:** 227 kg.

Vinyl cover included. Not NSF listed.



TDC30

CODE	DESCRIPTION	EXTERIOR DIMENSIONS L x W x H	NUMBER OF DIVIDERS	PLATES PER COLUMN	TRAYS PER COLUMN
TDC30	Adjustable cart	59 x 99 x 88 cm	2	Approximately 45-60	80 Trays: 36 x 46 cm

**Case Pack:** 1

## Tray & Silverware Cart

- Use to neatly organize trays and accessories for self-service.
- Includes 4 each 1/3 size and 4 each 1/6 size, 10 cm deep, clear Camwear® food pans to hold flatware, napkins and non-perishable condiments. 1/3 size, 10 cm deep holds 100 knives, 100 spoons or 80 forks.

**Colors:** Slate Blue (401), Coffee Beige (157), Dark Brown (131), Granite Gray (191), Granite Green (192), Black (110).

**15,2 cm Casters:** All swivel, 2 with brake.

**Maximum load capacity:** 227 kg.

Vinyl cover included. Not NSF listed.



TC1418

CODE	DESCRIPTION	EXTERIOR DIM. L x W x H	MAXIMUM TRAY SIZE	TRAY CAPACITY
TC1418	Cart w/pans	82 x 54 x 116 cm	36 x 46 cm	180-200 in two stacks

**Case Pack:** 1

# COMPACT ADJUSTABLE DISH CADDY S-SERIES



- Space saving design holds dishes of various sizes without compromising capacity.
- Lightweight, easy to maneuver and access from all four sides.

**Color:** Speckled Gray (480).

**12,7 cm Casters:** All zinc plated, non marking casters, all swivel with brake.

**Note:** Cannot be used to store square, rectangular or oval plates.

Adjustable Dish Caddy is covered by U.S. Patent 10,321,778 B2. CamLever™ Tower is covered by U.S. Patent D844, 928 S.

Vinyl cover included. Not NSF listed.



**Holds plates and bowls from 11,7 to 30,5 cm**



Conveniently move and secure CamLever Towers from the top.

Holds 11,7-30,5 cm round plates/bowls only.

Smooth surface with rounded corners is easy to keep clean.



Column storage height - 52,1 cm.



Maximum load capacity: 227 kg.

Molded-in handles on 4 sides.

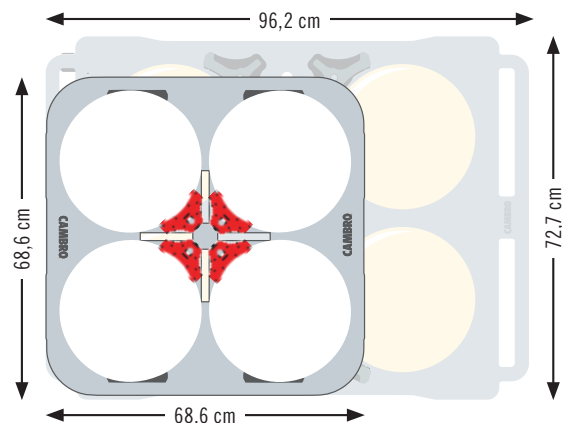
Single molded body made of heavy-duty, durable polyethylene won't rust, crack, dent or chip.



Includes protective storage cover with 7,6 x 12,7 cm inventory and/or event identification top pocket.

## Gain 30% More Floor Space

Compact Adjustable Dish Caddy compared to Standard Adjustable Dish Caddy S-Series.



## CamLever Tower

**ADCSC4**

**DESCRIPTION:**  
CamLever Tower - 4 Each

**OVERALL DIMENSIONS W x D x H:**  
6,7 x 11,1 x 59,7 cm

**Case Pack:** 4



Conveniently install additional CamLever Towers to convert the ADCSC to an ADCSC8PKG (8-tower) or an ADCSC12PKG (12-tower) model, holding new dish sizes.



# COMPACT ADJUSTABLE DISH CADDY S-SERIES



**Model: ADCSC, 4 Towers**

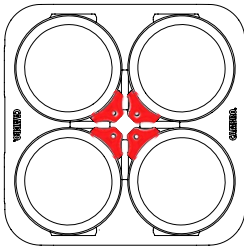


Plate sizes:  
23,5 to 30,5 cm diam.  
Stacks of Plates: 4  
Total Capacity: 280

**Model: ADCSC8PKG, 8 Towers**

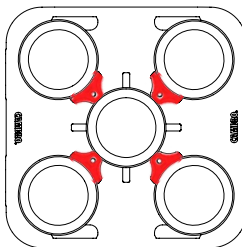


Plate sizes:  
22,9 cm diam.  
Stacks of Plates: 5  
Total Capacity: 350

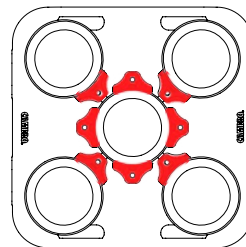


Plate sizes:  
19,7 to 22,2 cm diam.  
Stacks of Plates: 5  
Total Capacity: 350

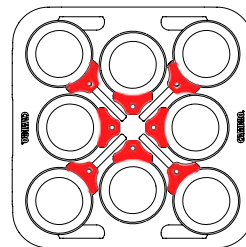


Plate sizes:  
14,6 to 19,1 cm diam.  
Stacks of Plates: 8  
Total Capacity: 560

**Model: ADCSC12PKG, 12 Towers**

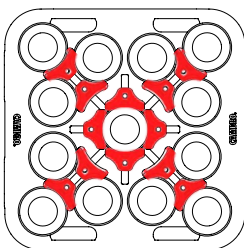


Plate sizes:  
11,7 cm diam.  
Stacks of Plates: 16  
Total Capacity: 1,120

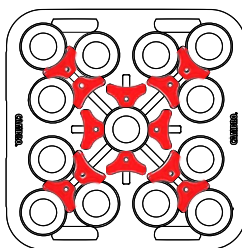


Plate sizes:  
12,1 to 13,3 cm diam.  
Stacks of Plates: 13  
Total Capacity: 910

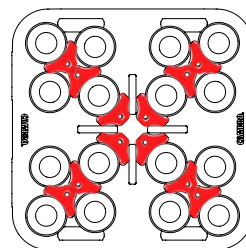


Plate sizes:  
14 cm diam.  
Stacks of Plates: 13  
Total Capacity: 910



**ADCSC**

**DESCRIPTION:**  
Adjustable Dish Caddy, 4 Towers

**PLATE SIZE RANGE (ROUNDS):**  
22,9-30,5 cm

**OVERALL DIMENSIONS W x D x H:**  
68,6 x 68,6 x 80,7 cm

**Case Pack:** 1 Ships in 1 box.



**ADCSC8PKG**

**DESCRIPTION:**  
Adjustable Dish Caddy, 8 Towers

**PLATE SIZE RANGE (ROUNDS):**  
14,6-22,2 cm

**OVERALL DIMENSIONS W x D x H:**  
68,6 x 68,6 x 80,7 cm

**Case Pack:** 1 Ships in 2 boxes.



**ADCSC12PKG**

**DESCRIPTION:**  
Adjustable Dish Caddy, 12 Towers

**PLATE SIZE RANGE (ROUNDS):**  
11,7-14 cm

**OVERALL DIMENSIONS W x D x H:**  
68,6 x 68,6 x 80,7 cm

**Case Pack:** 1 Ships in 3 boxes.

# STANDARD ADJUSTABLE DISH CADDY S-SERIES



- Store one size dish or a combination of different sizes in a single caddy.
- Features easy-to-adjust column towers.

**Colors:** Black (110), Slate Blue (401), Speckled Grey (480), Dark Brown (131).

**Casters:** Two 12,7 cm, swivel with brakes and two 25,4 cm easy wheels.

Vinyl cover included. Not NSF listed.



**Holds plates and bowls from 11,7 to 33 cm**

## Single Size Plate Storage




Plate sizes: ø 23,5 cm to 33 cm  
4 Columns (60 each)  
Total Capacity: 240

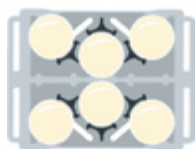


Plate sizes: ø 18,42 cm to 23,5 cm  
6 Columns (60 each)  
Total Capacity: 360

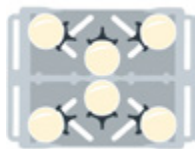


Plate sizes: ø 14,6 cm to 18,42 cm  
6 Columns (45 each)  
Total Capacity: 270

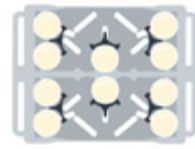
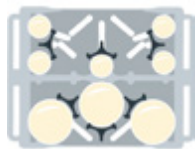


Plate sizes: 11,75 to 17,4 cm  
10 columns: (45 each)  
Total Capacity: 450

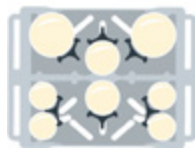
## Mixed Size Plate Storage




3 Columns: ø 18,42 cm to 23,5 cm (60 each)  
5 Columns: ø 11,75 cm (45 each)  
Total Capacity: 405



2 Columns: ø 18,42 cm to 23,5 cm (60 each)  
2 Columns: ø 14,6 cm to 18,42 cm (45 each)  
4 Columns: ø 12,6 cm (45 each)  
Total Capacity: 390



2 Columns: ø 18,42 cm to 23,5 cm (60 each)  
2 Columns: ø 14,6 cm to 18,42 cm (45 each)  
4 Columns: ø 12,6 cm (45 each)  
Total Capacity: 390



Vinyl cover included with every dolly for sanitary storage.

CODE	ADCS
NUMBER OF TOWERS	6
PLATES PER COLUMN	Approximately 45-60
OVERALL DIMENSIONS W x L x H	73 x 96 x 81 cm
Case Pack: 1	Plate size range from 11,7 to 33 cm.

# ADC33 ADJUSTABLE DISH CADDY

- Unlimited versatility with fully adjustable tower dividers.
- Safely store plates, bowls, platters and trays of assorted shapes and sizes.
- Ergonomic, durable and easy to maneuver.

**Colors:** Dark Brown (131),  
Slate Blue (401).


**15 cm Casters:** 4 swivel with brake and  
1 center rigid.

Sanitary vinyl cover included. Cover not  
NSF listed.



ADC33 is not available from  
City of Industry, California U.S.A.

CODE	ADC33
NUMBER OF DIVIDERS	6
PLATES PER COLUMN	Approximately 45-60
OVERALL DIMENSIONS W x L x H	76,2 x 98,43 x 90,17 cm
Case Pack: 1	



Holds dinnerware from 11 to 33 cm

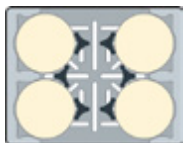
Ergonomic handles built  
flush into either side wall  
make the ADC33 compact  
and comfortable to handle.



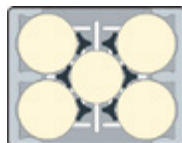
ADC33

15,24 cm swivel casters  
with brakes at each  
corner.

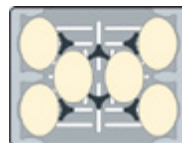
Rigid caster in center of the unit  
makes maneuvering a breeze,  
even when fully loaded.



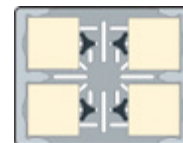
**6 Dividers:**  
4 stacks (11-33 cm) Rounds



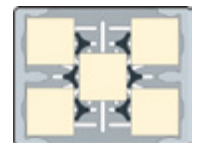
**6 Dividers:**  
4 stacks (11-33 cm) Rounds +  
1 stack (17.5-30 cm) Rounds



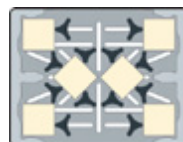
**6 Dividers:**  
6 stacks  
(20,3-29,2 x 12,7-21,9 cm) Ovals



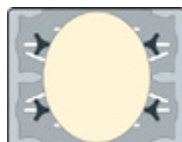
**4 Dividers:**  
4 stacks (25-28,8 cm) Squares



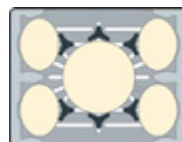
**6 Dividers:**  
5 stacks (24-27,9 cm) Squares



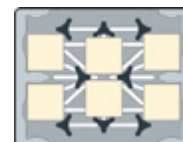
**12 Dividers:**  
6 stacks (15,2-20,3 cm)  
Squares or Rounds



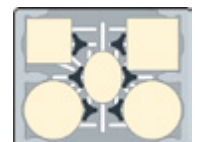
**4 Dividers:**  
1 stack (35-73,6 cm) long x  
up to (59,9 cm) wide Oval trays



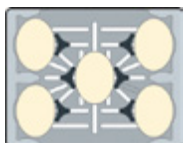
**6 Dividers:**  
4 stacks Ovals  
(29,2 x 21,9 cm); 1 stack  
40,6 cm Round Tray



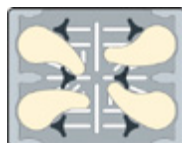
**8 Dividers:**  
6 stacks (20,3 cm)  
Medium Squares



**6 Dividers:**  
2 stacks (33,7 cm) Large Rounds,  
1 stack (25,4 cm) Medium Squares,  
1 stack (29,2 cm) Large Squares,  
1 stack (29,2 x 21,9 cm) Medium  
Ovals



**6 Dividers:**  
5 stacks (29,2 x 21,9 cm) Ovals



**6 Dividers:**  
4 stacks Custom Plates



# POKER CHIP "FIXED" NON ADJUSTABLE DISH CADDIES



- Dividers are molded into the body in a standard poker chip design.
- Made of durable polyethylene that protects plates from chipping.
- Rear big wheels and front swivel casters provide smooth maneuvering.
- Open access from two sides for easy loading and unloading.
- Molded-in handles on both ends for easy transporting.

**Standard Caddy Colors:** Black (110), Slate Blue (401), Dark Brown (131), Granite Gray (191).

**Versa Caddy Colors:** Black (110), Dark Brown (131), Speckled Gray (480).

**Casters:** 12,7 cm swivel with brakes and two 25,4 cm Easy Wheels.

**Loading Capacity:** 227 kg.

Vinyl cover included. Not NSF listed.

DCS950 is covered by U.S. Patent D 603,120 S. DCS1125 is covered by U.S. Patent D 625,894.



## Standard Dish Caddies



**DC575**

**PLATE SIZE RANGE (ROUNDS):**  
14,6 cm

**STACKS PER CADDY:** 6

**PLATES PER STACK:** 45-60

**OVERALL DIMENSIONS W x L x H:**  
83 x 60 x 81 cm

**Case Pack:** 1



**DC700**

**PLATE SIZE RANGE (ROUNDS):**  
14,9-17,8 cm

**STACKS PER CADDY:** 6

**PLATES PER STACK:** 45-60

**OVERALL DIMENSIONS W x L x H:**  
83 x 60 x 81 cm

**Case Pack:** 1



**DC825**

**PLATE SIZE RANGE (ROUNDS):**  
18,1-21 cm

**STACKS PER CADDY:** 4

**PLATES PER STACK:** 45-60

**OVERALL DIMENSIONS W x L x H:**  
73 x 60,5 x 81,5 cm

**Case Pack:** 1



**DC1225**

**PLATE SIZE RANGE (ROUNDS):**  
28,9-31,1 cm


**STACKS PER CADDY:** 4

**PLATES PER STACK:** 45-60

**OVERALL DIMENSIONS W x L x H:**  
83 x 70 x 81,5 cm

**Case Pack:** 1

## Versa Dish Caddies



**DCS950**

**PLATE SIZE RANGE (ROUNDS):**  
21,3-24,1 cm


**PLATE SIZE RANGE (SQUARES):**  
18,4-20,5 cm

**STACKS PER CADDY:** 5

**PLATES PER STACK:** 45-60

**OVERALL DIMENSIONS W x L x H:**  
69 x 78 x 81 cm

**Case Pack:** 1



**DCS1125**

**PLATE SIZE RANGE (ROUNDS):**  
24,4-28,6 cm

**PLATE SIZE RANGE (SQUARES):**  
21,3-24,1 cm

**STACKS PER CADDY:** 4

**PLATES PER STACK:** 45-60

**OVERALL DIMENSIONS W x L x H:**  
69 x 78 x 81 cm

**Case Pack:** 1





# CAMBOX® BUSSING BOXES



## Regal (ABS)



CODE	1120CBR	1520CBR
DESCRIPTION	Four compartment cutlery box	Cambox
DIM. W x L x H	28,9 x 52 x 9,5 cm	38,9 x 50,6 x 12,5 cm
Case Pack: 12	Colors: Black (110), Dark Brown (131).	



CODE	21155CBR	21157CBR	1722CBR
DESCRIPTION	Cambox	Cambox	Cambox
DIM. W x L x H	38,7 x 51,4 x 12,5 cm (incl. handle)	38,6 x 51,2 x 17,6 cm	42,9 x 55,6 x 12,1 cm
COVER	2115CBCR	2115CBCR	1722CBCP

Case Pack: 12 Colors: Black (110), Dark Brown (131).



## Polyethylene

CODE	415CBP	912CBP	1120CBP	1520CBP & 1520CBPF*
DESCRIPTION	Cutlery Box	Utility Box	Four compartment cutlery box	Cambox
DIM. W x L x H	11,3 x 36 x 10,3 cm	23 x 30,6 x 13 cm	28,9 x 52 x 9,5 cm	38,9 x 50,6 x 12,5 cm
COVER	—	—	—	1520CBCP

Case Pack: 12 Colors: Black (110), Dark Brown (131), Light Grey (180). \*1520CBPF is identical to our current 1520CBP except the internal surface is flat.



CODE	1621CBP	21155CBP	21157CBP	1722CBP
DESCRIPTION	Cambox	Cambox	Cambox	Cambox
DIM. W x L x H	39,7 x 52 x 12,4 cm	38,7 x 51,4 x 12,5 cm (incl. handle)	38,6 x 51,2 x 17,6 cm	42,9 x 55,6 x 12,1 cm
COVER	—	2115CBCP	2115CBCP	1722CBCP

Case Pack: 12 Colors: Black (110), Dark Brown (131), Light Grey (180).



## Box Covers

CODE	1520CBCP	1722CBCP	2115CBCP	2115CBCR
FITS	1520CBP	1722CBR, 1722CBP	21155CBP, 21157CBP	2115CBR, 21157CBR
DIM. W x L	40,6 x 52 cm	44 x 56,8 cm	39,4 x 52 cm	39,4 x 52 cm

Case Pack: 12 Color: White (148).



# SERVICE CART PRO

- Ideal for front or back of house foodservice operations.
- Optional Quick Connect Bins provide extra storage while keeping items sanitary.
- Ergonomic, recessed handles are molded into both ends of the cart for easy maneuvering and a smaller footprint.
- Durable, one-piece polyethylene construction. Easy to clean.
- Shelves feature raised ridges to protect surface against heat.

**Colors:** Black (110), Dark Brown (131), Charcoal Gray (615).

**Total weight capacity:** 272 kg, 90,7 kg per shelf.

Patent Pending



Top Shelf interior dimensions: 83,1 x 50 cm.



Middle and Bottom Shelf interior dimensions: 87,1 x 55,1 x 25,8 cm.



Heavy-duty, non-marking 15,2 cm plate casters.



CODE	DESCRIPTION	EXTERIOR DIM. L x W x H
<b>Service Cart Pro</b>		
SC337	Standard Service Cart Casters: 2 rigid, 2 swivel with brake	105,4 x 60,3 x 94,3 cm
SC337S	Standard Service Cart Casters: 4 swivel with brake	105,4 x 60,3 x 94,3
<b>Optional Accessories</b>		
QCSB	Small Quick Connect Bin	40,6 x 17,8 x 30,9
QCTB	Large Quick Connect Bin	40,6 x 17,8 x 54
<b>Case Pack:</b> 1		



QCTB



QCSB

# KD SERVICE CART AND KD UTILITY CART

- Versatile, durable and economically-priced carts.
- Marine rails and lightly-textured polypropylene shelves keep contents in place.
- Aluminum uprights ensure stability.
- Ships “knocked down” to minimize shipping costs.
- Easy to assemble.

**Cart and Shelf Panel Set Colors:**  
Black (110), Speckled Grey (480).

**Trash Container and Silverware Holder Color:** Black (110).



Each BC340KD shelf holds one full-sized dish rack or two standard bus boxes.

Marine rails keep contents in place.

Sturdy aluminum uprights.

Optional shelf panels can be added at time of assembly to enclose three sides. (KD Utility Cart only.)

Four powder coated steel swivel casters provide quiet transport and steady maneuvering.

BC340KD

Durable, stain-resistant surface is easy to clean.



CODE	BC340KD	BC331KD
DESCRIPTION	Large Utility Cart	Small Service Cart
CASTER DIA./TYPE	12,7 cm, 4 swivel, no brake	10,2 cm, 4 swivel, no brake
OVERALL DIM. L x D x H	101,5 x 54 x 95 cm	83,5 x 41 x 96,5 cm
SHELF DIM. L x D x H	80 x 52 x 29,8 cm	62 x 40 x 30 cm
LOAD CAPACITY	180 kg	136 kg

Case Pack: 1

Shown with optional shelf panels on single shelf.

## Optional Accessories



CODE	BC331KDTC	BC331KDSh	BC340KDP
DESCRIPTION	30 L Trash container	9,5 L Silverware holder	Single Shelf Panel Set for KD Large Utility Cart 1 side, 2 ends
DIM. W x D x H	33 x 24 x 56 cm	33 x 24 x 18,5 cm	80,3 x 45 x 29,8 cm

Case Pack: 1

# SERVICE CARTS



- All-purpose versatile, durable and dependable workhorses.
- Ideal for use on the receiving dock or setting up and bussing tables.
- Made of one-piece, polyethylene with molded-in handles and shelves.
- Choose from models with open or enclosed sides.

**Colors:** Black (110), Slate Blue (401), Dark Brown (131), Coffee Beige (157), Granite Grey (191).

BC225, BC2254S, BC11TC and BC1115SH can be shipped by parcel carrier.



## Open Carts



<b>BC225</b>
<b>CASTER DIA./TYPE:</b> 7,6 cm, 2 fixed, 2 swivel, 1 w/brake
<b>OVERALL DIMENSIONS L x D x H:</b> 71 x 41 x 82 cm
<b>SHELF DIMENSIONS L x D x H:</b> 56 x 39,5 x 29 cm
<b>LOAD CAPACITY:</b> 159 kg
<b>Case Pack:</b> 1

<b>BC2254S</b>
<b>CASTER DIA./TYPE:</b> 7,6 cm, 4 swivel, 1 w/brake
<b>OVERALL DIMENSIONS L x D x H:</b> 71 x 41 x 82 cm
<b>SHELF DIMENSIONS L x D x H:</b> 56 x 39,5 x 29 cm
<b>LOAD CAPACITY:</b> 159 kg
<b>Case Pack:</b> 1

<b>BC230</b>
<b>CASTER DIA./TYPE:</b> 12,7 cm, 2 fixed, 2 swivel, 1 w/brake
<b>OVERALL DIMENSIONS L x D x H:</b> 84,5 x 51 x 88 cm
<b>SHELF DIMENSIONS L x D x H:</b> 69 x 49,5 x 29 cm
<b>LOAD CAPACITY:</b> 227 kg.
<b>Case Pack:</b> 1

<b>BC2304S</b>
<b>CASTER DIA./TYPE:</b> 12,7 cm, 4 swivel, 1 w/brake
<b>OVERALL DIMENSIONS L x D x H:</b> 84,5 x 51 x 88 cm
<b>SHELF DIMENSIONS L x D x H:</b> 69 x 49,5 x 29 cm
<b>LOAD CAPACITY:</b> 227 kg.
<b>Case Pack:</b> 1

## Enclosed Carts



<b>BC235</b>
<b>CASTER DIA./TYPE:</b> 12,7 cm, 2 fixed, 2 swivel, 1 w/brake
<b>OVERALL DIMENSIONS L x D x H:</b> 95 x 55 x 88 cm
<b>SHELF DIMENSIONS L x D x H:</b> 79 x 52 x 29 cm
<b>LOAD CAPACITY:</b> 227 kg.
<b>Case Pack:</b> 1

<b>BC2354S</b>
<b>CASTER DIA./TYPE:</b> 12,7 cm, 4 swivel, 1 w/brake
<b>OVERALL DIMENSIONS L x D x H:</b> 95 x 55 x 88 cm
<b>SHELF DIMENSIONS L x D x H:</b> 79 x 52 x 29 cm
<b>LOAD CAPACITY:</b> 227 kg.
<b>Case Pack:</b> 1

<b>BC330</b>
<b>CASTER DIA./TYPE:</b> 12,7 cm, 2 fixed, 2 swivel 1 w/brake
<b>OVERALL DIMENSIONS L x D x H:</b> 84,5 x 51 x 88 cm
<b>SHELF DIMENSIONS L x D x H:</b> 69 x 46,5 x 29 cm
<b>LOAD CAPACITY:</b> 227 kg.
<b>Case Pack:</b> 1

<b>BC3304S</b>
<b>CASTER DIA./TYPE:</b> 12,7 cm, 4 swivel, 1 w/brake
<b>OVERALL DIMENSIONS L x D x H:</b> 84,5 x 51 x 88 cm
<b>SHELF DIMENSIONS L x D x H:</b> 69 x 46,5 x 29 cm
<b>LOAD CAPACITY:</b> 227 kg.
<b>Case Pack:</b> 1

## Optional Accessories

CODE	BC11TC*	BC1115SH*
<b>DESCRIPTION</b>	42 L Trash container	6,6 L Silverware holder
<b>DIMENSIONS W x D x H</b>	35 x 20,6 x 53,7 cm	36,8 x 15,2 x 13,7 cm

**Case Pack:** 1 \*BC11TC & BC1115SH will not fit KD Service or Utility Carts.  
BC11TC & BC1115SH are available in Black (110) and Dark Brown (131).



BC11TC



BC1115SH



# SHELVING





When we say Shelving for Life, we mean it.

All Camshelving® storage systems are designed to withstand the toughest conditions and the harshest environments.

With our lifetime warranty against rust and corrosion, only Cambro offers SHELIVING for LIFE™.



Cambro storage and transportation products that support safe food handling.



COMPONENT

Products that meet the NSF International criteria for sanitation and cleanability.



Products that help meet HACCP guidelines.



Certifies products approved by Technischer Überwachungs-Verein. (Technical Inspection Association)





Fit for food products



Dishwasher Safe



Cadmium-free products



Recyclable polypropylene

**camguard**  
ANTIMICROBIAL SHELF PLATES

Antimicrobial protection permanently molded into shelf plates to inhibit the growth of mold, fungus and bacteria.

Camshelving® is covered under the following US Patents:

D498,664 S, D508,646 S, D512,867 S, D623,929 S, D624,764 S, D648,582 S, D630,935 S, D648,159 S, D651,433 S, D648,160 S, D697,391 S, D727,715 S, D728,347 S, D728,348 S, D707,994 S, D739,989 S, D663,912 S, D736,488 S, D739,989 S, D760,519 S, D841, 273 S, D828, 145 S, D827, 421 S US 6,981,454B2

# CAMSHELVING®

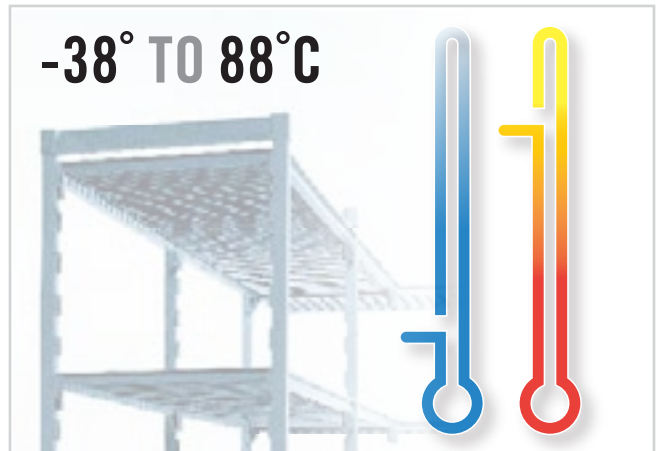
## SHELVING for LIFE™

### KEY FEATURES OF ALL CAMSHELVING SERIES



#### Rust and Corrosion Free

Backed by a lifetime warranty against rust and corrosion. All Camshelving is impervious to harsh chemicals and salt water.



#### All Environments

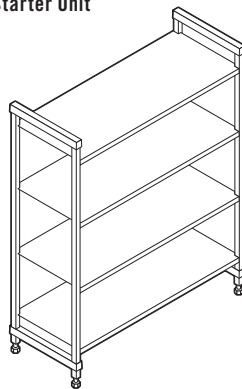
Camshelving is designed to withstand all extreme storage applications and temperatures.

- Coolers
- Freezers
- Dry Storage
- Utility

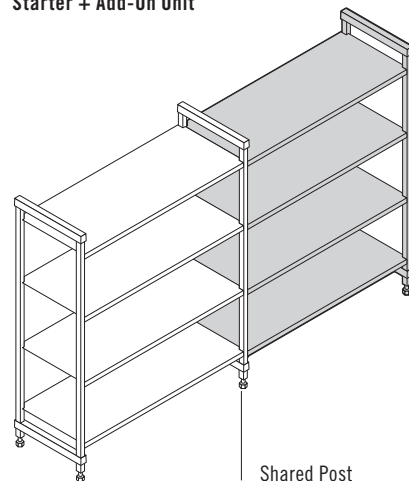
#### Maximized Space Utilization

Shelving units are designed to be interconnected, without compromising weight-bearing capacity, all while maximizing usable storage space.

Starter Unit



Starter + Add-On Unit





# PREMIUM series

# ELEMENTS series

# BASICS PLUS series



## Easy to Clean

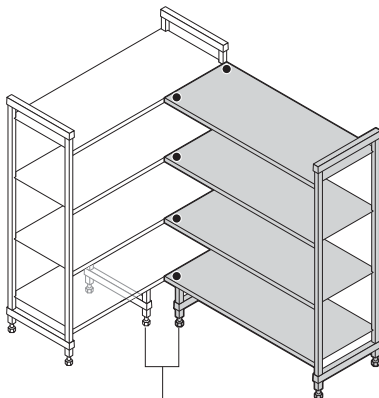
Camshelving easily wipes clean or shelf plates can go through the dishwasher. Camguard® antimicrobial shelf plates inhibit the growth of harmful bacteria and microbes.



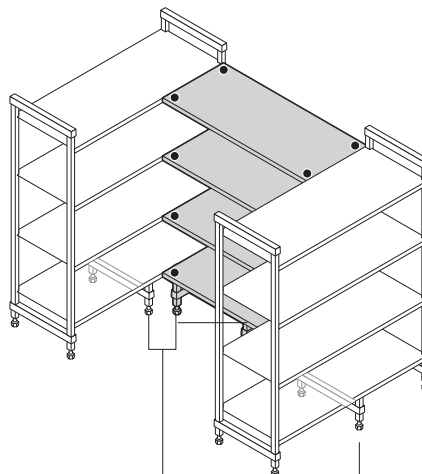
## Easy to Assemble & Adjust

Units ship with preassembled frames to speed up installation. Each shelf can be easily and independently adjusted.

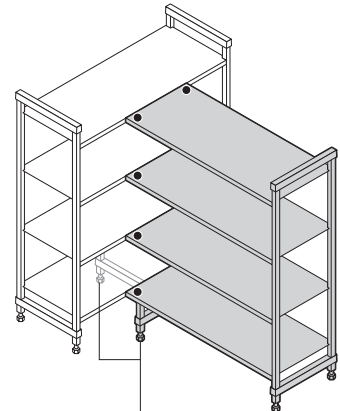
**Corner Unit**  
Starter + Add-On Unit



**U-Shape Unit**  
Two Starter Units +  
Intermediate Shelves



**T-Shape Unit**  
Starter unit + Add-on Unit



Bottom Shelf  
Dunnage Stands

Convert unusable space into continuous, easy-access storage areas with corner connectors. ●  
Corner connectors are for use only with shelves 680 – 1280 mm long.

# CAMSHELVING® SERIES BUYERS GUIDE

All Camshelving lines offer a lifetime warranty against rust and corrosion for shelf plates, posts and traverses.



	PREMIUM series	ELEMENTS series	BASICS PLUS series
Shelf Depths	360, 460, 540, 610 mm	360, 460, 540, 610 mm	460, 540, 610 mm
Shelf Lengths	610, 765, 915, 1070, 1220, 1375, 1525, 1830 mm	610, 765, 915, 1070, 1220, 1375, 1525, 1830 mm	765, 915, 1070, 1220, 1375, 1525 mm
Post Heights	<b>Stationary:</b> 820, 1430, 1630, 1830, 2140 mm <b>Mobile:</b> 890, 1500, 1700, 1910 mm (includes casters)	<b>Stationary:</b> 1630, 1830, 2140 mm <b>Mobile:</b> 1778, 1980 mm (includes casters)	<b>Stationary:</b> 1630, 1830, 2140 mm
Weight-Bearing Capacity (based on 610 - 1220 mm length for Premium and Elements; 765 - 1220 mm for Basics Plus)	<b>Stationary Unit:</b> 365 kg per shelf, 910 kg. per unit. <b>Mobile Unit:</b> 340 kg per unit. <b>Corner Unit:</b> 185 kg per shelf, 820 kg per unit. (2 dunnage stands required)	<b>Stationary Unit:</b> 365 kg per shelf, 910 kg per unit. <b>Mobile Unit:</b> 340 kg per unit. <b>Corner Unit:</b> 185 kg per shelf, 820 kg per unit. (2 dunnage stands required)	<b>Stationary Unit:</b> 190 kg per shelf, 800 kg per unit. <b>Corner Unit:</b> 130 kg per shelf, 590 kg per unit. (2 dunnage stands required)
Shelf Plates	Interchangeable with Elements Series. Features Camguard® antimicrobial.	Interchangeable with Premium Series. Features Camguard antimicrobial.	Not interchangeable with Premium or Elements Series.
Mobility	Available in Mobile and High Density Storage System.	Available in Mobile.	Not available.
Assembly	Quickest and easiest to assemble due to molded-in dovetails.	Simple to assemble. Contains separate dovetails that must be attached to the post.	Simple to assemble. Contains separate dovetails that must be attached to the post.
<b>ACCESSORIES</b>			
Bottom Shelf Dunnage Stand	✓	✓	✓
Shelf Rails	✓	✓	✓
Vertical Drying and Storage Cradle (Trays / Cutting Boards / Lids)	✓	✓	✓
Dome Drying and Storage Cradle	✓	✓	✓
Angled Drying and Storage Cradle	✓	✓	✓
Ultimate #10 Can Rack	✓	✓	
Shelf Divider Panel	✓	✓	✓
Shelf Divider Bar (for Food Pans or Food Boxes)	✓	✓	
Single Shelf Sheet Pan/Tray Rack	✓	✓	✓
Single Shelf Security Cage	✓	✓	✓
Full Wrap Security Cage	✓		

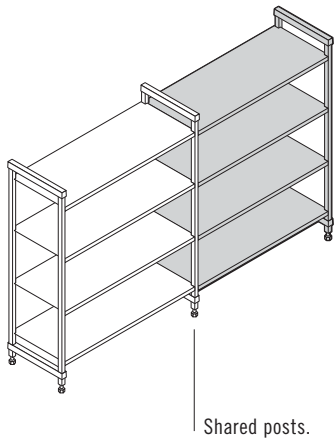
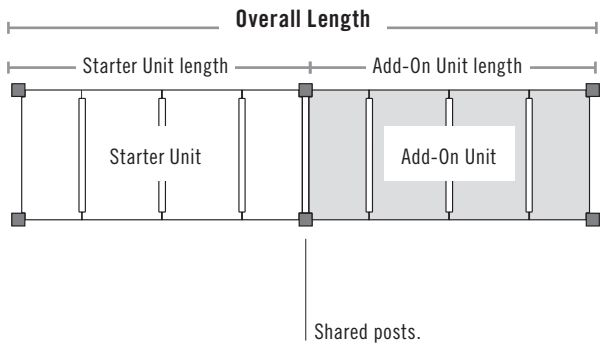




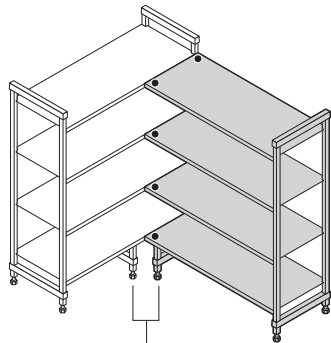
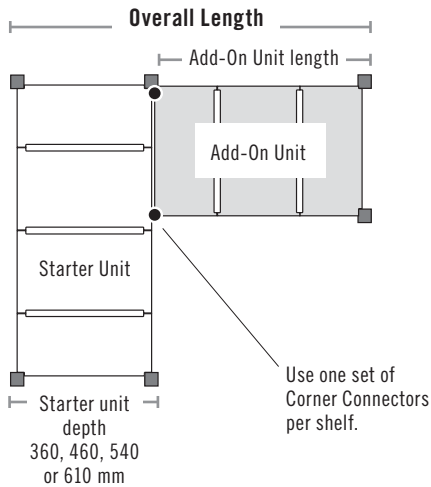


# CAMSHELVING® SERIES OVERALL LENGTH – QUICK REFERENCE GUIDE

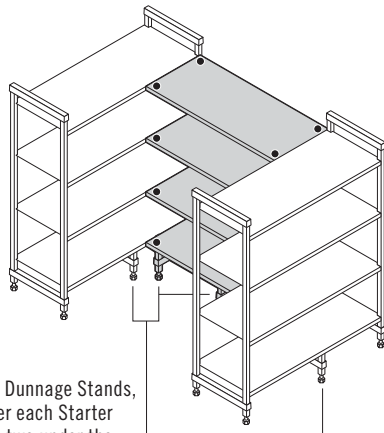
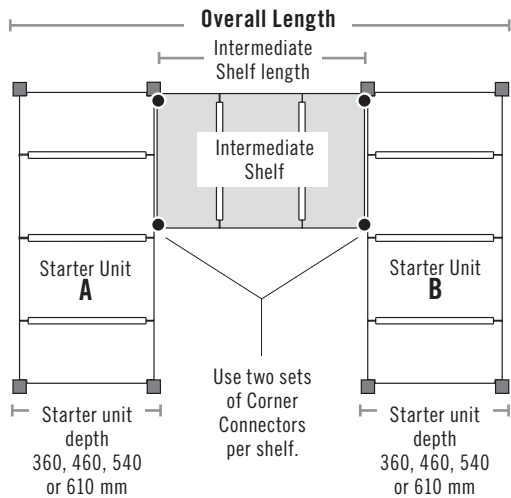
## Straight Unit: Starter Unit + Add-On Unit with Shared Posts



## Corner Unit: Starter Unit + Add-On Unit with Corner Connectors



## U-Shape Unit: Two Starter Units + Intermediate Shelves with Corner Connectors



## Number of Shelves Per Unit

## Straight Unit: Starter Unit + Add-On Unit with Shared Posts

			PREMIUM / BASICS PLUS SERIES				ELEMENTS SERIES			
STATIONARY POST HEIGHT	MOBILE POST HEIGHT	MAXIMUM SHELVES PER UNIT*	STARTER UNIT ACTUAL LENGTH		ADD-ON UNIT ACTUAL LENGTH	OVERALL LENGTH	STARTER UNIT ACTUAL LENGTH		ADD-ON UNIT ACTUAL LENGTH	OVERALL LENGTH
765 mm	—	5	610 mm	+	566 mm	= <b>1176 mm</b>	610 mm	+	559 mm	= <b>1169 mm</b>
—	658	3	765	+	718	= <b>1483</b>	765	+	712	= <b>1477</b>
820	1778	6	915	+	870	= <b>1785</b>	915	+	864	= <b>1779</b>
1430	1500	12	1070	+	1023	= <b>2093</b>	1070	+	1016	= <b>2086</b>
1630	1700/1778	14	1220	+	1175	= <b>2395</b>	1220	+	1169	= <b>2389</b>
1830	1910/1980	16	1375	+	1328	= <b>2703</b>	1375	+	1321	= <b>2696</b>
2140	—	19	1525	+	1480	= <b>3005</b>	1525	+	1474	= <b>2999</b>
*Based on 102 mm spacing.			1830	+	1785	= <b>3615</b>	1830	+	1778	= <b>3608</b>
610 and 1830 mm are not available in Camshelving Basics Plus Series.										

## Corner Unit: Starter Unit + Add-On Unit with Corner Connectors

PREMIUM / ELEMENTS / BASICS PLUS SERIES				PREMIUM / ELEMENTS / BASICS PLUS SERIES			PREMIUM / ELEMENTS / BASICS PLUS SERIES		
ADD-ON UNIT	ADD-ON UNIT ACTUAL LENGTH	460 MM STARTER UNIT DEPTH	OVERALL LENGTH	ADD-ON UNIT ACTUAL LENGTH	540 MM STARTER UNIT DEPTH	OVERALL LENGTH	ADD-ON UNIT ACTUAL LENGTH	610 MM STARTER UNIT DEPTH	OVERALL LENGTH
610 mm	585 mm	+	*458 mm = <b>1043 mm</b>	585 mm	+	*534 mm = <b>1119 mm</b>	585 mm	+	*610 mm = <b>1195 mm</b>
765	737	+	458 = <b>1195</b>	737	+	534 = <b>1271</b>	737	+	610 = <b>1347</b>
915	889	+	458 = <b>1347</b>	889	+	534 = <b>1423</b>	889	+	610 = <b>1499</b>
1070	1042	+	458 = <b>1500</b>	1042	+	534 = <b>1576</b>	1042	+	610 = <b>1652</b>
1220	1194	+	458 = <b>1652</b>	1194	+	534 = <b>1728</b>	1194	+	610 = <b>1804</b>
610 mm unit not available in Camshelving Basics Plus Series.									
*Actual depth.									

## U-Shape Unit: Two Starter Units + Intermediate Shelves with Corner Connectors

PREMIUM / ELEMENTS / BASICS PLUS SERIES				PREMIUM / ELEMENTS / BASICS PLUS SERIES			PREMIUM / ELEMENTS / BASICS PLUS SERIES		
INTERMEDIATE SHELF	INTERMEDIATE SHELF ACTUAL LENGTH	460 MM DEPTH STARTER UNIT A+B	OVERALL LENGTH	INTERMEDIATE SHELF ACTUAL LENGTH	540 MM DEPTH STARTER UNIT A+B	OVERALL LENGTH	INTERMEDIATE SHELF ACTUAL LENGTH	610 MM DEPTH STARTER UNIT A+B	OVERALL LENGTH
915 mm	864 mm	+	*915 mm = <b>1779 mm</b>	864 mm	+	*1067 mm = <b>1945 mm</b>	864 mm	+	*1220 mm = <b>2084 mm</b>
1070	1016	+	915 = <b>1931</b>	1016	+	1067 = <b>2100</b>	1016	+	1220 = <b>2236</b>
1220	1169	+	915 = <b>2084</b>	1169	+	1067 = <b>2250</b>	1169	+	1220 = <b>2389</b>
*Actual depth.									

# CAMSHELVING®

## PREMIUM

series

STATIONARY | MOBILE | HIGH DENSITY

## WHY CHOOSE PREMIUM?

In high volume foodservice operations with frequent deliveries and constant loading and off-loading of products, stability, strength and sanitary storage should never be compromised. Premium Series does precisely what it was designed to do – hold the heaviest products with the roughest handling, in any environment. It is also the easiest to clean and adjust.



**camguard**  
ANTIMICROBIAL SHELF PLATES



COMPONENT

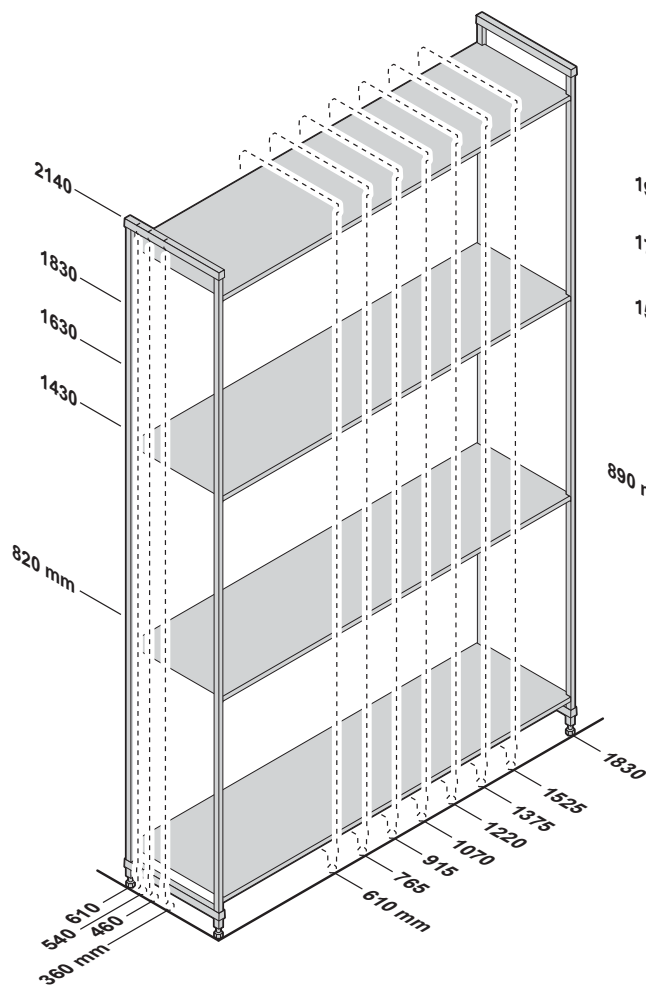


Post Connectors, Corner Connectors, Floor Fastener, Wall Fastener, Identification Tags, Full Wrap Security Cage, Single Shelf Security Cage, Ultimate #10 Can Rack, Shelf Rails, Shelf Divider Bars, High Density Track and Extension Kits are not NSF Listed.

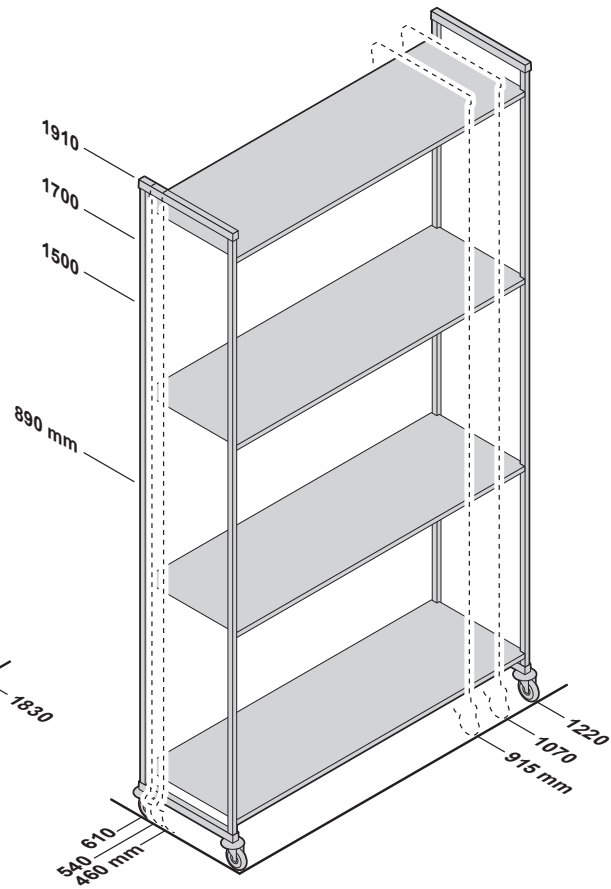


# CAMSHELVING® PREMIUM SERIES

## Stationary Unit Sizes



## Mobile Unit Sizes



## Weight Bearing Capacity

Weight must be evenly distributed across the entire shelf.

		UNIT LENGTH 610 – 1220 MM	UNIT LENGTH 1375 – 1830 MM
<b>SINGLE UNIT</b>	Unit only	910 kg	910 kg
	Shelf only	365	275
	Unit with dunnage stand*	1110	1045
	Bottom shelf with dunnage stand*	545	410
<b>CORNER UNIT***</b> With 2 Dunnage Stands required	Unit only	820	—
	Shelf only	185	—
	Bottom shelf with dunnage stands*	275	—
<b>MOBILE UNIT</b>	Unit only**	340	—

\*Dunnage Stands add stability and increase weight bearing capacity on bottom shelf only. Highly recommended for Starter Units 1375 mm and longer, all Corner Units, U-Shape Units and units specified for heavier loads. (See Overall Length Quick Reference Guide).

\*\*Due to the weight bearing capacity of casters, maximum weight load on an entire Mobile Unit is 340 kg.

\*\*\* Corner connectors are for use only with shelves 610 – 1220 mm long.



# CAMSHELVING® PREMIUM SERIES – STARTER, ADD-ON AND MOBILE UNITS

## V4 4-Shelf Vented Stationary Starter and Add-On Units

HEIGHTS	DEPTHS	LENGTHS
3	4	8
1630 mm	360 mm	610 mm 1220 mm
1830	460	765 1375
2140	540	915 1525
	610	1070 1830

## V5 5-Shelf Vented Stationary Starter and Add-On Units

HEIGHTS	DEPTHS	LENGTHS
3	4	8
1630 mm	360 mm	610 mm 1220 mm
1830	460	765 1375
2140	540	915 1525
	610	1070 1830

## S4 4-Shelf Solid Stationary Starter and Add-On Units

HEIGHTS	DEPTHS	LENGTHS
3	4	8
1630 mm	360 mm	610 mm 1220 mm
1830	460	765 1375
2140	540	915 1525
	610	1070 1830

## S5 5-Shelf Solid Stationary Starter and Add-On Units

HEIGHT	DEPTHS	LENGTHS
1	4	8
2140 mm	360 mm	610 mm 1220 mm
	460	765 1375
	540	915 1525
	610	1070 1830

## VS4 4-Shelf Vented and Solid Stationary Starter and Add-On Units (3 vented + 1 solid)

HEIGHTS	DEPTHS	LENGTHS
3	4	8
1630 mm	360 mm	610 mm 1220 mm
1830	460	765 1375
2140	540	915 1525
	610	1070 1830

## VS5 5-Shelf Vented and Solid Stationary Starter And Add-On Units (4 vented + 1 solid)

HEIGHT	DEPTHS	LENGTHS
1	4	8
2140 mm	360 mm	610 mm 1220 mm
	460	765 1375
	540	915 1525
	610	1070 1830

## V4 4-Shelf Vented Mobile Starter Unit

HEIGHTS*	DEPTHS	LENGTHS
2	3	3
1700 mm	460 mm	915 mm
1910	540	1070
	610	1220

## V5 5-Shelf Vented Mobile Starter Unit

HEIGHTS*	DEPTHS	LENGTHS
2	3	3
1700 mm	460 mm	915 mm
1910	540	1070
	610	1220

\*Includes 127 mm casters.



Visit the Camshelving website at [www.cambro.com/camshelving](http://www.cambro.com/camshelving) for product information, assembly videos and design layouts, or to view or download the Camshelving Specification and Price List.



**PREMIUM  
SERIES**

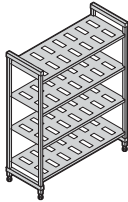
**V4**

**4-SHELF VENTED UNITS**

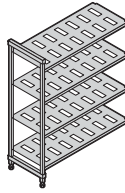
**1630**  
mm  
HEIGHT

Starter units include 2 factory assembled post kits and shelves. Add-on units include 1 factory assembled post kit and shelves. Units ship complete in 1 box.

**Starter**



**Add-On**



**460** mm  
DEPTH

**DIMENSIONS  
D x L x H**

460 x 610 x 1630 mm
460 x 765 x 1630
460 x 915 x 1630
460 x 1070 x 1630
460 x 1220 x 1630
460 x 1375 x 1630
460 x 1525 x 1630
460 x 1830 x 1630

**CODE**

<b>CPU182464V4</b>
<b>CPU183064V4</b>
<b>CPU183664V4</b>
<b>CPU184264V4</b>
<b>CPU184864V4</b>
<b>CPU185464V4</b>
<b>CPU186064V4</b>
<b>CPU187264V4PKG</b>

**CODE**

<b>CPA182464V4</b>
<b>CPA183064V4</b>
<b>CPA183664V4</b>
<b>CPA184264V4</b>
<b>CPA184864V4</b>
<b>CPA185464V4</b>
<b>CPA186064V4</b>
<b>CPA187264V4PKG</b>

PKG units ship same as 2140 mm units.

**540** mm  
DEPTH

540 x 610 x 1630 mm
540 x 765 x 1630
540 x 915 x 1630
540 x 1070 x 1630
540 x 1220 x 1630
540 x 1375 x 1630
540 x 1525 x 1630
540 x 1830 x 1630

**CODE**

<b>CPU212464V4</b>
<b>CPU213064V4</b>
<b>CPU213664V4</b>
<b>CPU214264V4</b>
<b>CPU214864V4</b>
<b>CPU215464V4</b>
<b>CPU216064V4</b>
<b>CPU217264V4PKG</b>

**CODE**

<b>CPA212464V4</b>
<b>CPA213064V4</b>
<b>CPA213664V4</b>
<b>CPA214264V4</b>
<b>CPA214864V4</b>
<b>CPA215464V4</b>
<b>CPA216064V4</b>
<b>CPA217264V4PKG</b>

PKG units ship same as 2140 mm units.

**610** mm  
DEPTH

610 x 610 x 1630 mm
610 x 765 x 1630
610 x 915 x 1630
610 x 1070 x 1630
610 x 1220 x 1630
540 x 1375 x 1630
610 x 1525 x 1630
610 x 1830 x 1630

**CODE**

<b>CPU242464V4</b>
<b>CPU243064V4</b>
<b>CPU243664V4</b>
<b>CPU244264V4</b>
<b>CPU244864V4</b>
<b>CPU245464V4</b>
<b>CPU246064V4</b>
<b>CPU247264V4PKG</b>

**CODE**

<b>CPA242464V4</b>
<b>CPA243064V4</b>
<b>CPA243664V4</b>
<b>CPA244264V4</b>
<b>CPA244864V4</b>
<b>CPA245464V4</b>
<b>CPA246064V4</b>
<b>CPA247264V4PKG</b>

PKG units ship same as 2140 mm units.

**PREMIUM  
SERIES**

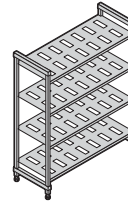
**V4**

**4-SHELF VENTED UNITS**

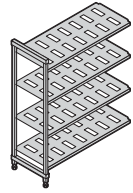
**1830**  
mm  
HEIGHT

Starter units include 2 factory assembled post kits and shelves. Add-on units include 1 factory assembled post kit and shelves. Units ship complete in 1 box.

**Starter**



**Add-On**



**DIMENSIONS  
D x L x H**

460 x 610 x 1830 mm
460 x 765 x 1830
460 x 915 x 1830
460 x 1070 x 1830
460 x 1220 x 1830
460 x 1375 x 1830
460 x 1525 x 1830
460 x 1830 x 1830

**CODE**

<b>CPU182472V4</b>
<b>CPU183072V4</b>
<b>CPU183672V4</b>
<b>CPU184272V4</b>
<b>CPU184872V4</b>
<b>CPU185472V4</b>
<b>CPU186072V4</b>
<b>CPU187272V4PKG</b>

**CODE**

<b>CPA182472V4</b>
<b>CPA183072V4</b>
<b>CPA183672V4</b>
<b>CPA184272V4</b>
<b>CPA184872V4</b>
<b>CPA185472V4</b>
<b>CPA186072V4</b>
<b>CPA187272V4PKG</b>

540 x 610 x 1830 mm
540 x 765 x 1830
540 x 915 x 1830
540 x 1070 x 1830
540 x 1220 x 1830
540 x 1375 x 1830
540 x 1525 x 1830
540 x 1830 x 1830

**CODE**

<b>CPU212472V4</b>
<b>CPU213072V4</b>
<b>CPU213672V4</b>
<b>CPU214272V4</b>
<b>CPU214872V4</b>
<b>CPU215472V4</b>
<b>CPU216072V4</b>
<b>CPU217272V4PKG</b>

**CODE**

<b>CPA212472V4</b>
<b>CPA213072V4</b>
<b>CPA213672V4</b>
<b>CPA214272V4</b>
<b>CPA214872V4</b>
<b>CPA215472V4</b>
<b>CPA216072V4</b>
<b>CPA217272V4PKG</b>

610 x 610 x 1830 mm
610 x 765 x 1830
610 x 915 x 1830
610 x 1070 x 1830
610 x 1220 x 1830
540 x 1375 x 1830
610 x 1525 x 1830
610 x 1830 x 1830

**CODE**

<b>CPU242472V4</b>
<b>CPU243072V4</b>
<b>CPU243672V4</b>
<b>CPU244272V4</b>
<b>CPU244872V4</b>
<b>CPU245472V4</b>
<b>CPU246072V4</b>
<b>CPU247272V4PKG</b>

**CODE**

<b>CPA242472V4</b>
<b>CPA243072V4</b>
<b>CPA243672V4</b>
<b>CPA244272V4</b>
<b>CPA244872V4</b>
<b>CPA245472V4</b>
<b>CPA246072V4</b>
<b>CPA247272V4PKG</b>

**Color:** Speckled Grey (480).



PREMIUM  
SERIES

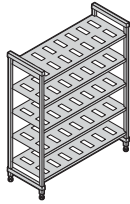
**2140**  
mm  
HEIGHT

# V5PKG

## 5-SHELF VENTED UNITS

Due to the unit weight, 2140 mm units ship in separate boxes. Starter units include 2 post kits and 1 box of shelves. Add on units include 1 post kit and 1 box of shelves. Post kits require assembly.

### Starter



**460** mm  
DEPTH

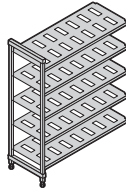
#### DIMENSIONS D x L x H

460 x 610 x 2140 mm
460 x 765 x 2140
460 x 915 x 2140
460 x 1070 x 2140
460 x 1220 x 2140
460 x 1375 x 2140
460 x 1525 x 2140
460 x 1830 x 2140

#### CODE

CPU182484V5PKG
CPU183084V5PKG
CPU183684V5PKG
CPU184284V5PKG
CPU184884V5PKG
CPU185484V5PKG
CPU186084V5PKG
CPU187284V5PKG

### Add-On



#### CODE

CPA182484V5PKG
CPA183084V5PKG
CPA183684V5PKG
CPA184284V5PKG
CPA184884V5PKG
CPA185484V5PKG
CPA186084V5PKG
CPA187284V5PKG

**540** mm  
DEPTH

540 x 610 x 2140 mm
540 x 765 x 2140
540 x 915 x 2140
540 x 1070 x 2140
540 x 1220 x 2140
540 x 1375 x 2140
540 x 1525 x 2140
540 x 1830 x 2140

CPU212484V5PKG
CPU213084V5PKG
CPU213684V5PKG
CPU214284V5PKG
CPU214884V5PKG
CPU215484V5PKG
CPU216084V5PKG
CPU217284V5PKG

CPA212484V5PKG
CPA213084V5PKG
CPA213684V5PKG
CPA214284V5PKG
CPA214884V5PKG
CPA215484V5PKG
CPA216084V5PKG
CPA217284V5PKG

**610** mm  
DEPTH

610 x 610 x 2140 mm
610 x 765 x 2140
610 x 915 x 2140
610 x 1070 x 2140
610 x 1220 x 2140
610 x 1375 x 2140
610 x 1525 x 2140
610 x 1830 x 2140

CPU242484V5PKG
CPU243084V5PKG
CPU243684V5PKG
CPU244284V5PKG
CPU244884V5PKG
CPU245484V5PKG
CPU246084V5PKG
CPU247284V5PKG

CPA242484V5PKG
CPA243084V5PKG
CPA243684V5PKG
CPA244284V5PKG
CPA244884V5PKG
CPA245484V5PKG
CPA246084V5PKG
CPA247284V5PKG

Color: Speckled Grey (480).

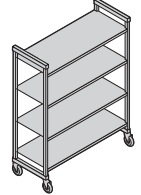
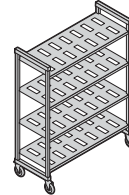
PREMIUM  
SERIES

**1700**  
mm  
HEIGHT

# V4

## 4-SHELF VENTED MOBILE UNITS

Mobile starter units include 2 factory assembled mobile post kits, shelves and 4 premium swivel casters with total locking brake. Units ship complete in 1 box.



#### CODE DIMENSIONS D x L x H\*

CPMU183667V4	460 x 915 x 1700 mm
CPMU184267V4	460 x 1070 x 1700
CPMU184867V4	460 x 1220 x 1700

**460** mm  
DEPTH

**540** mm  
DEPTH

CPMU213667V4	540 x 915 x 1700 mm
CPMU214267V4	540 x 1070 x 1700
CPMU214867V4	540 x 1220 x 1700

**610** mm  
DEPTH

CPMU243667V4	610 x 915 x 1700 mm
CPMU244267V4	610 x 1070 x 1700
CPMU244867V4	610 x 1220 x 1700

**1910**  
mm  
HEIGHT

**460** mm  
DEPTH

#### CODE DIMENSIONS D x L x H\*

CPMU183675V4	460 x 915 x 1910 mm
CPMU184275V4	460 x 1070 x 1910
CPMU184875V4	460 x 1220 x 1910

**540** mm  
DEPTH

CPMU213675V4	540 x 915 x 1910 mm
CPMU214275V4	540 x 1070 x 1910
CPMU214875V4	540 x 1220 x 1910

**610** mm  
DEPTH

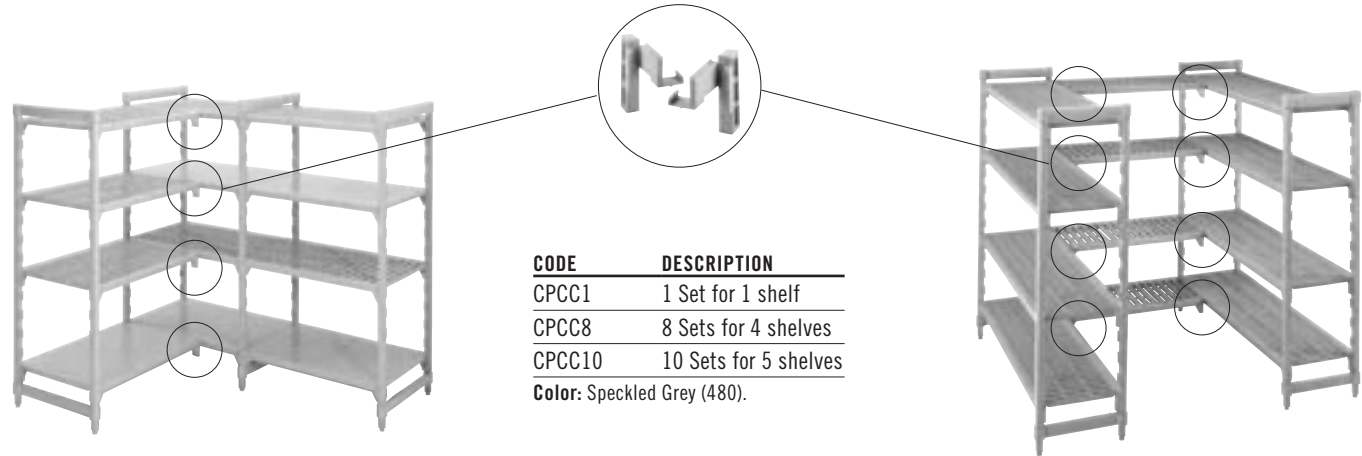
CPMU243675V4	610 x 915 x 1910 mm
CPMU244275V4	610 x 1070 x 1910
CPMU244875V4	610 x 1220 x 1910

\*Includes 127 mm casters.

# CAMSHELVING® PREMIUM SERIES ACCESSORIES

## Corner Connectors

Unique patented design ensures maximum shelf space utilization. Use 1 set per shelf to connect starter and add-on units in corners. Connect 4 or 5 intermediate shelves between 2 starter units (2 sets required per shelf). Available as a single set or 8 or 10 set packs.




CODE	DESCRIPTION
CPCC1	1 Set for 1 shelf
CPCC8	8 Sets for 4 shelves
CPCC10	10 Sets for 5 shelves
Color: Speckled Grey (480).	

## Bottom Shelf Dunnage Stands

Increase weight bearing capacity on bottom shelf only. Add to any shelf length. Highly recommended for starter units 1375 mm and longer and all corner units, intermediate units and units specified for heavier load volume on and off bottom shelves.

CODE	DIMENSIONS D x H
<b>Dunnage Stand – Low</b>	
CPDS14H6	360 x 190 mm
CPDS18H6	460 x 190
CPDS21H6	540 x 190
CPDS24H6	610 x 190
<b>Dunnage Stand – Tall</b>	
CPDS14H11	360 x 289
CPDS18H11	460 x 289
CPDS21H11	540 x 289
CPDS24H11	610 x 289
Case Pack: 1	
Color: Speckled Grey (480).	



## Shelf Traverses

Available in single or double packs. Use a single set to add an open shelf for divider bars or drying racks. Add single traverses onto back posts for extra support when placing rolling equipment under the first shelf.

LENGTH	SINGLE PACK CODE*	DOUBLE PACK CODE**
610 mm	CPTR24	CPTR242PK
765	CPTR30	CPTR302PK
915	CPTR36	CPTR362PK
1070	CPTR42	CPTR422PK
1220	CPTR48	CPTR482PK
1375	CPTR54	CPTR542PK
1525	CPTR60	CPTR602PK
1830	CPTR72	—

\*Case Pack: 1    \*\*Case Pack: 2  
Color: Speckled Grey (480).





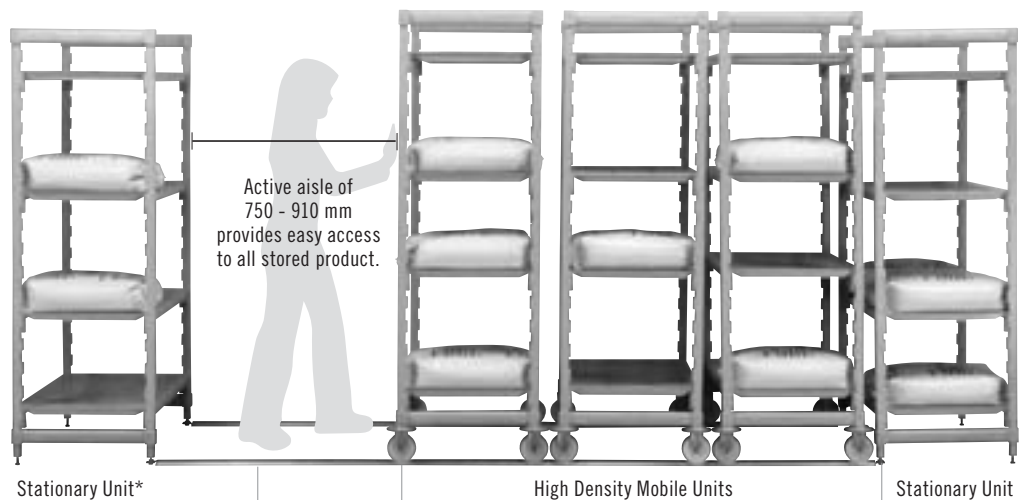
# HIGH DENSITY STORAGE FLOOR TRACK SYSTEM

Maximize storage capacity by creating storage aisles in all available space. This simple system is composed of stationary starter units anchored to a raised floor track system at both ends with high density mobile units installed in between. Easy to install track requires no drilling or gluing.

Increases Storage  
Capacity Up To

# 50%

High Density Mobile Units are available with factory assembled post kits, vented or solid shelves and high density casters and bumpers. Full track and extension kits ship complete with required hardware. Stationary Starter Units are required to anchor the system at both ends. Choose from a wide selection of sizes with 4 or 5 shelves to maximize storage space. (See Premium Series spec pages).



Raised Floor Track provides a smooth and level surface to easily roll mobile units. Raised track ensures dirt will not get trapped and is easy to clean. Aluminum track and stainless steel hardware are rust resistant.

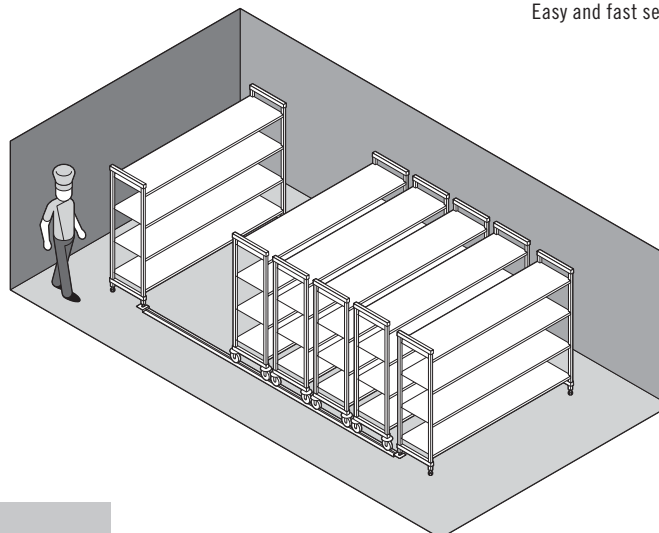
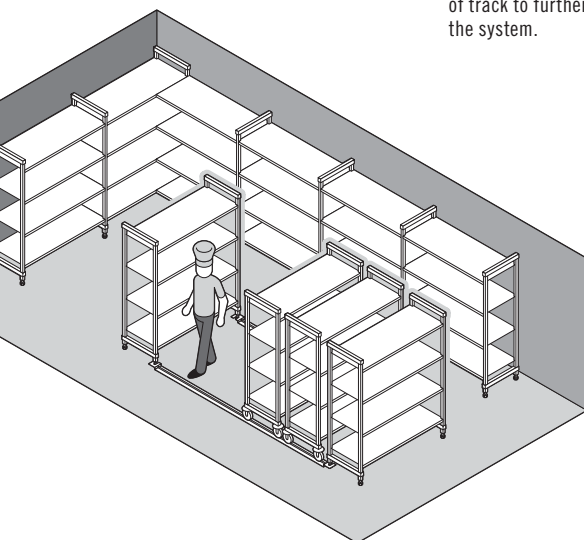
\*It is recommended to use a stationary unit for every 4,6 m of track to further stabilize the system.



Grooved casters roll easily and securely on raised track.



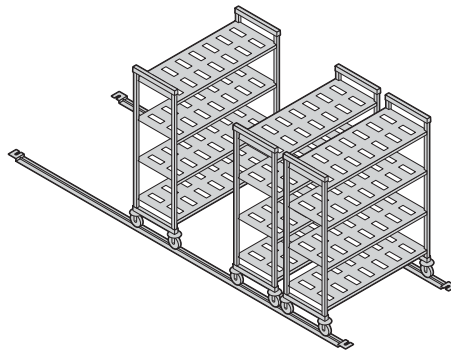
Raised track connects easily to the bottom of a stationary unit that works as a system anchor. No bolts, no glue or drilling into the floor are required. Easy and fast set up.





## 4-Shelf Vented High Density Mobile Starter Units

Units include 2 factory assembled mobile post kits, 4 shelves, 4 high density casters and 4 high density bumpers. Ships in 1 box.

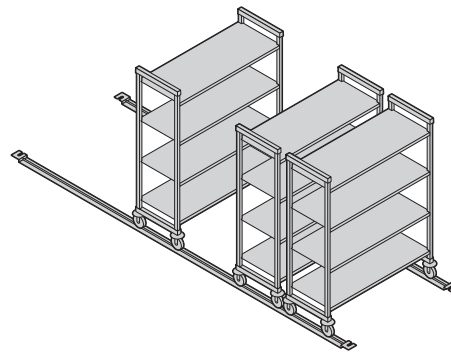


HEIGHTS*	DEPTHS	LENGTHS
2	2	5
1700 mm	540 mm	915 mm
1910	610	1070
		1220
		1375
		1525

\*Includes 127 mm casters.

## 4-Shelf Solid High Density Mobile Starter Units

Units include 2 factory assembled mobile post kits, 4 shelves, 4 high density casters and 4 high density bumpers. Ships in 1 box.



HEIGHTS*	DEPTHS	LENGTHS
2	2	5
1700 mm	540 mm	915 mm
1910	610	1070
		1220
		1375
		1525

\*Includes 127 mm casters.

## Full Track and Extension Kits

Aluminum raised track kits and track extensions ship complete in 1 box. Each kit includes all stainless steel hardware necessary to complete a floor installation. Ships in 1 box.

It is highly recommended to install a stationary starter unit every 4,6 m of track to further stabilize the system.



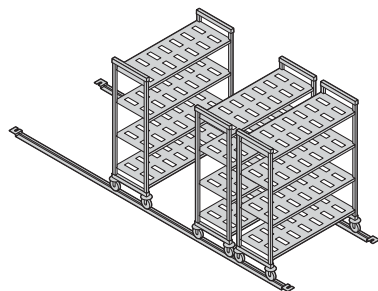
Full Track LENGTHS	Track Extension LENGTHS
3	3
3,05 m	1,38 m
3,66	1,53
4,42	1,83

CODE	DESCRIPTION	CASE PACK
<b>Full Track Kit</b>		
CSMHTK10	3,05 m Track for 3 Mobile Units*	1
CSMHTK12	3,66 m Track for 4 Mobile Units*	1
CSMHTK145	4,42 m Track for 5 Mobile Units*	1
<b>Track Extension Kit</b>		
CSMHTKE4	1,38 m Track Extension	1
CSMHTKE5	1,53 m Track Extension	1
CSMHTKE6	1,83 m Track Extension	1
<b>Accessories</b>		
CSHDF	Floor Fastener	4

Color: Silver (000). \*Based on 610 mm deep mobile units.

## V4 4-SHELF VENTED HIGH DENSITY MOBILE UNITS

Units include 2 factory assembled mobile post kits, 4 shelves, 4 high density casters and 4 high density bumpers. Units ship complete in 1 box.



**1700**  
mm  
HEIGHT

**540** mm  
DEPTH

**610** mm  
DEPTH

**1910**  
mm  
HEIGHT

**540** mm  
DEPTH

**610** mm  
DEPTH

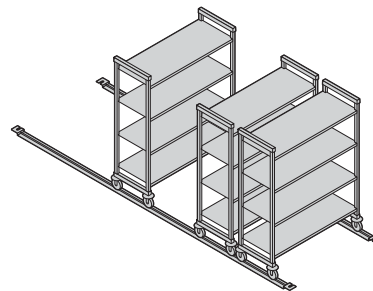
CODE	DIMENSIONS D x L x H
CPHU213667V4	540 x 915 x 1700 mm
CPHU214267V4	540 x 1070 x 1700
CPHU214867V4	540 x 1220 x 1700
CPHU215467V4	540 x 1375 x 1700
CPHU216067V4	540 x 1525 x 1700

CPHU243667V4	610 x 915 x 1700 mm
CPHU244267V4	610 x 1070 x 1700
CPHU244867V4	610 x 1220 x 1700
CPHU245467V4	610 x 1375 x 1700
CPHU246067V4	610 x 1525 x 1700

CODE	DIMENSIONS D x L x H
CPHU213675V4	540 x 915 x 1910 mm
CPHU214275V4	540 x 1070 x 1910
CPHU214875V4	540 x 1220 x 1910
CPHU215475V4	540 x 1375 x 1910
CPHU216075V4	540 x 1525 x 1910

CPHU243675V4	610 x 915 x 1910 mm
CPHU244275V4	610 x 1070 x 1910
CPHU244875V4	610 x 1220 x 1910
CPHU245475V4	610 x 1375 x 1910
CPHU246075V4	610 x 1525 x 1910

## S4 4-SHELF SOLID HIGH DENSITY MOBILE UNITS



CODE	DIMENSIONS D x L x H
CPHU213667S4	540 x 915 x 1700 mm
CPHU214267S4	540 x 1070 x 1700
CPHU214867S4	540 x 1220 x 1700
CPHU215467S4	540 x 1375 x 1700
CPHU216067S4	540 x 1525 x 1700

CPHU243667S4	610 x 915 x 1700 mm
CPHU244267S4	610 x 1070 x 1700
CPHU244867S4	610 x 1220 x 1700
CPHU245467S4	610 x 1375 x 1700
CPHU246067S4	610 x 1525 x 1700

CODE	DIMENSIONS D x L x H
CPHU213675S4	540 x 915 x 1910 mm
CPHU214275S4	540 x 1070 x 1910
CPHU214875S4	540 x 1220 x 1910
CPHU215475S4	540 x 1375 x 1910
CPHU216075S4	540 x 1525 x 1910

CPHU243675S4	610 x 915 x 1910 mm
CPHU244275S4	610 x 1070 x 1910
CPHU244875S4	610 x 1220 x 1910
CPHU245475S4	610 x 1375 x 1910
CPHU246075S4	610 x 1525 x 1910

Color: Speckled Grey (480). \*Includes 127 mm casters.

### High Density Caster with Donut Bumper

Grooved caster rolls easily and securely on raised track. Donut bumper protects mobile units from coming into direct contact with each other. Ships in 1 box.

CODE	SIZE
CPMCHD	127 mm

Case Pack: 2  
Color: Grey (000).







# CAMSHELVING® ELEMENTS series

STATIONARY | MOBILE | UNDERCOUNTER

## WHY CHOOSE ELEMENTS?

Made from a revolutionary, extremely strong composite material with a smooth, easy to clean surface. Elements Series is stronger than common wire shelving. It's lighter in weight than Camshelving Premium Series and totally impervious to moisture, chemicals and liquids that can destroy shelving over time. Elements Series is designed for medium to heavy storage use in freezers, coolers, dry storage or warewashing areas. It easily supports the performance demands of a busy foodservice operation.



**camguard**  
ANTIMICROBIAL SHELF PLATES



COMPONENT

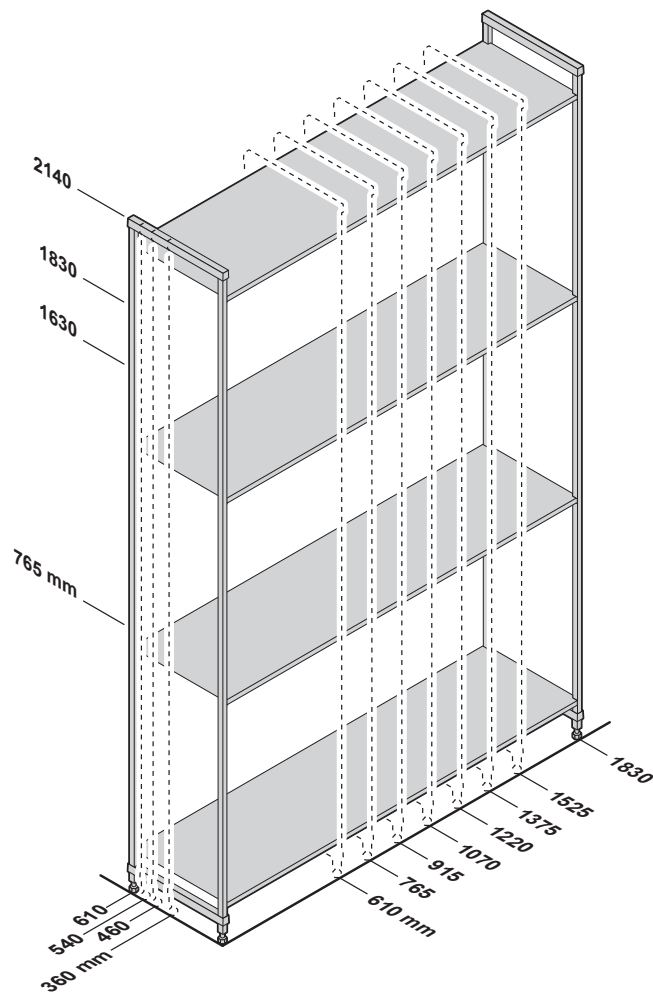


Post Connectors, Corner Connectors, Floor Fastener, Wall Fastener, Identification Tags, Single Shelf Security Cage, Ultimate #10 Can Rack, and Shelf Divider Bars are not NSF Listed.

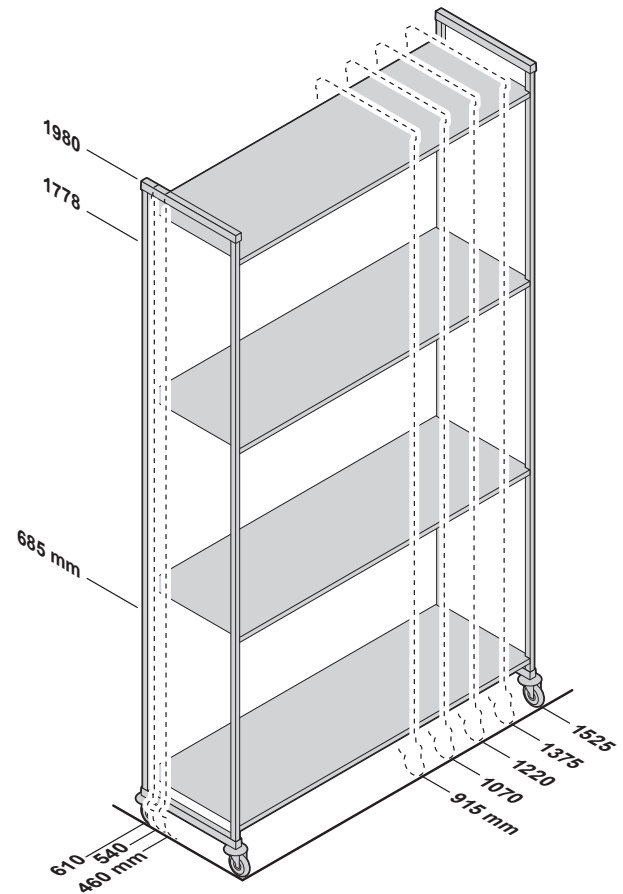


# CAMSHELVING® ELEMENTS SERIES

## Stationary Unit Sizes



## Mobile Unit Sizes



## Weight Bearing Capacity

Weight must be evenly distributed across the entire shelf.

		UNIT LENGTH 610 – 1220 MM	UNIT LENGTH 1375 – 1830 MM
<b>SINGLE UNIT</b>	Unit only	910 kg	910 kg
	Shelf only	365	275
	Unit with dunnage stand*	1110	1045
	Bottom shelf with dunnage stand*	545	410
<b>CORNER UNIT***</b> With 2 Dunnage Stands required	Unit only	820	—
	Shelf only	185	—
	Bottom shelf with dunnage stands*	275	—
<b>MOBILE UNIT</b>	Unit only**	340	—

\*Dunnage Stands add stability and increase weight bearing capacity on bottom shelf only. Highly recommended for Starter Units 1375 mm and longer, all Corner Units, U-Shape Units and units specified for heavier loads. (See Overall Length Quick Reference Guide).

\*\*Due to the weight bearing capacity of casters, maximum weight load on an entire Mobile Unit is 340 kg.

\*\*\* Corner connectors are for use only with shelves 610 – 1220 mm long.

# CAMSHELVING® ELEMENTS SERIES — STARTER, ADD-ON AND MOBILE UNITS

## V4 V5 4-Shelf or 5-Shelf Vented Stationary Starter and Add-On Units

HEIGHTS	DEPTHS	LENGTHS
3	3	8
1630 mm	460 mm	610 mm 1220 mm
1830	540	765 1375
2140	610	915 1525
		1070 1830

## V2 2-Shelf Undercounter Vented Stationary Starter Units

HEIGHT	DEPTH	LENGTHS
1	1	2
765 mm	460 mm	915 mm 1220

## S4 4-Shelf Solid Stationary Starter and Add-On Units

HEIGHTS	DEPTHS	LENGTHS
3	3	8
1630 mm	460 mm	610 mm 1220 mm
1830	540	765 1375
2140	610	915 1525
		1070 1830

## S5 5-Shelf Solid Stationary Starter and Add-On Units

HEIGHT	DEPTHS	LENGTHS
1	3	8
2140 mm	460 mm	610 mm 1220 mm
	540	765 1375
	610	915 1525
		1070 1830

## VS4 4-Shelf Vented and Solid Stationary Starter and Add-On Units (3 vented + 1 solid)

HEIGHTS	DEPTHS	LENGTHS
3	3	8
1630 mm	460 mm	610 mm 1220 mm
1830	540	765 1375
2140	610	915 1525
		1070 1830

## VS5 5-Shelf Vented and Solid Stationary Starter and Add-On Units (4 vented + 1 solid)

HEIGHT	DEPTHS	LENGTHS
1	3	8
2140 mm	460 mm	610 mm 1220 mm
	540	765 1375
	610	915 1525
		1070 1830

## V4 V5 4-Shelf or 5-Shelf Vented Mobile Starter Units

HEIGHTS*	DEPTHS	LENGTHS
2	3	5
1778 mm	460 mm	915 mm 1375 mm
1980	540	1070 1525
	610	1220

## V2 2-Shelf Undercounter Vented Mobile Starter Units

HEIGHT*	DEPTH	LENGTHS
1	1	3
685 mm	360 mm	610 mm 915 1220



Visit the Camshelving® website at [www.cambro.com/camshelving](http://www.cambro.com/camshelving) for product information, assembly videos and design layouts, or to view or download the Camshelving Specification and Price List.

\* Includes 127 mm casters.





ELEMENTS  
SERIES

V4

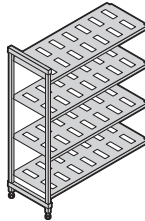
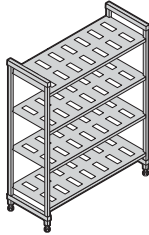
4-SHELF VENTED UNITS

1630  
mm  
HEIGHT

Starter units include 2 factory assembled stationary post kits, stationary traverses, stationary traverse dovetails and shelf plates. Add-On units include 1 factory assembled stationary post kit, stationary traverses, stationary traverse dovetails and shelf plates. Units ship complete in 1 box.

Starter

Add-On



460  
mm  
DEPTH

DIMENSIONS  
D x L x H

460 x 610 x 1630 mm
460 x 765 x 1630
460 x 915 x 1630
460 x 1070 x 1630
460 x 1220 x 1630
460 x 1375 x 1630
460 x 1525 x 1630
460 x 1830 x 1630

CODE

ESU182464V4
ESU183064V4
ESU183664V4
ESU184264V4
ESU184864V4
ESU185464V4
ESU186064V4
ESU187264V4

CODE

EA182464V4
EA183064V4
EA183664V4
EA184264V4
EA184864V4
EA185464V4
EA186064V4
EA187264V4

540  
mm  
DEPTH

540 x 610 x 1630 mm
540 x 765 x 1630
540 x 915 x 1630
540 x 1070 x 1630
540 x 1220 x 1630
540 x 1375 x 1630
540 x 1525 x 1630
540 x 1830 x 1630

ESU212464V4
ESU213064V4
ESU213664V4
ESU214264V4
ESU214864V4
ESU215464V4
ESU216064V4
ESU217264V4

EA212464V4
EA213064V4
EA213664V4
EA214264V4
EA214864V4
EA215464V4
EA216064V4
EA217264V4

610  
mm  
DEPTH

610 x 610 x 1630 mm
610 x 765 x 1630
610 x 915 x 1630
610 x 1070 x 1630
610 x 1220 x 1630
610 x 1375 x 1630
610 x 1525 x 1630
610 x 1830 x 1630

ESU242464V4
ESU243064V4
ESU243664V4
ESU244264V4
ESU244864V4
ESU245464V4
ESU246064V4
ESU247264V4

EA242464V4
EA243064V4
EA243664V4
EA244264V4
EA244864V4
EA245464V4
EA246064V4
EA247264V4

ELEMENTS  
SERIES

V4

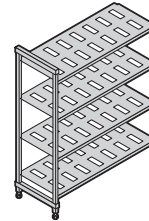
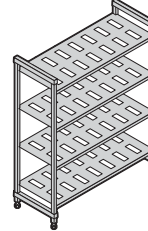
4-SHELF VENTED UNITS

1830  
mm  
HEIGHT

Starter units include 2 factory assembled stationary post kits, stationary traverses, stationary traverse dovetails and shelf plates. Add-On units include 1 factory assembled stationary post kit, stationary traverses, stationary traverse dovetails and shelf plates. Units ship complete in 1 box.

Starter

Add-On



DIMENSIONS  
D x L x H

460 x 610 x 1830 mm
460 x 765 x 1830
460 x 915 x 1830
460 x 1070 x 1830
460 x 1220 x 1830
460 x 1375 x 1830
460 x 1525 x 1830
460 x 1830 x 1830

CODE

ESU182472V4
ESU183072V4
ESU183672V4
ESU184272V4
ESU184872V4
ESU185472V4
ESU186072V4
ESU187272V4

CODE

EA182472V4
EA183072V4
EA183672V4
EA184272V4
EA184872V4
EA185472V4
EA186072V4
EA187272V4

540 x 610 x 1830 mm
540 x 765 x 1830
540 x 915 x 1830
540 x 1070 x 1830
540 x 1220 x 1830
540 x 1375 x 1830
540 x 1525 x 1830
540 x 1830 x 1830

ESU212472V4
ESU213072V4
ESU213672V4
ESU214272V4
ESU214872V4
ESU215472V4
ESU216072V4
ESU217272V4

EA212472V4
EA213072V4
EA213672V4
EA214272V4
EA214872V4
EA215472V4
EA216072V4
EA217272V4

610 x 610 x 1830 mm
610 x 765 x 1830
610 x 915 x 1830
610 x 1070 x 1830
610 x 1220 x 1830
610 x 1375 x 1830
610 x 1525 x 1830
610 x 1830 x 1830

ESU242472V4
ESU243072V4
ESU243672V4
ESU244272V4
ESU244872V4
ESU245472V4
ESU246072V4
ESU247272V4

EA242472V4
EA243072V4
EA243672V4
EA244272V4
EA244872V4
EA245472V4
EA246072V4
EA247272V4

Color: Brushed Graphite (580).



ELEMENTS  
SERIES

V5

## 5-SHELF VENTED UNITS

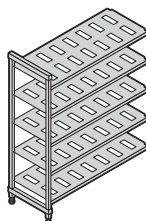

**2140**  
mm  
HEIGHT

Starter units include 2 factory assembled stationary post kits, stationary traverses, stationary traverse dovetails and shelf plates. Add-On units include 1 factory assembled stationary post kit, stationary traverses, stationary traverse dovetails and shelf plates. Units ship complete in 1 box.

### Starter

### Add-On

**460** mm  
DEPTH



#### DIMENSIONS D x L x H

460 x 610 x 2140 mm
460 x 765 x 2140
460 x 915 x 2140
460 x 1070 x 2140
460 x 1220 x 2140
460 x 1375 x 2140
460 x 1525 x 2140
460 x 1830 x 2140

#### CODE

ESU182484V5
ESU183084V5
ESU183684V5
ESU184284V5
ESU184884V5
ESU185484V5
ESU186084V5
ESU187284V5

#### CODE

EA182484V5
EA183084V5
EA183684V5
EA184284V5
EA184884V5
EA185484V5
EA186084V5
EA187284V5

**540** mm  
DEPTH

540 x 610 x 2140 mm
540 x 765 x 2140
540 x 915 x 2140
540 x 1070 x 2140
540 x 1220 x 2140
540 x 1375 x 2140
540 x 1525 x 2140
540 x 1830 x 2140

ESU212484V5
ESU213084V5
ESU213684V5
ESU214284V5
ESU214884V5
ESU215484V5
ESU216084V5
ESU217284V5

EA212484V5
EA213084V5
EA213684V5
EA214284V5
EA214884V5
EA215484V5
EA216084V5
EA217284V5

**610** mm  
DEPTH

610 x 610 x 2140 mm
610 x 765 x 2140
610 x 915 x 2140
610 x 1070 x 2140
610 x 1220 x 2140
610 x 1375 x 2140
610 x 1525 x 2140
610 x 1830 x 2140

ESU242484V5
ESU243084V5
ESU243684V5
ESU244284V5
ESU244884V5
ESU245484V5
ESU246084V5
ESU247284V5

EA242484V5
EA243084V5
EA243684V5
EA244284V5
EA244884V5
EA245484V5
EA246084V5
EA247284V5

Color: Brushed Graphite (580).


ELEMENTS  
SERIES

V4

## 4-SHELF VENTED MOBILE UNITS

Mobile units include 2 factory assembled mobile post kits, mobile traverses, mobile traverse dovetails, shelf plates, and 4 premium swivel casters with total locking brake. Units ship complete in 1 box.

\* Includes  
127 mm  
casters.



**1778**  
mm  
HEIGHT

**460** mm  
DEPTH

**540** mm  
DEPTH

**610** mm  
DEPTH

**1980**  
mm  
HEIGHT

**460** mm  
DEPTH

**540** mm  
DEPTH

**610** mm  
DEPTH

CODE	DIMENSIONS D x L x H*
EMU183670V4	460 x 915 x 1778 mm
EMU184270V4	460 x 1070 x 1778
EMU184870V4	460 x 1220 x 1778
EMU185470V4	460 x 1375 x 1778
EMU186070V4	460 x 1525 x 1778

EMU213670V4	540 x 915 x 1778 mm
EMU214270V4	540 x 1070 x 1778
EMU214870V4	540 x 1220 x 1778
EMU215470V4	540 x 1375 x 1778
EMU216070V4	540 x 1525 x 1778

EMU243670V4	610 x 915 x 1778 mm
EMU244270V4	610 x 1070 x 1778
EMU244870V4	610 x 1220 x 1778
EMU245470V4	610 x 1375 x 1778
EMU246070V4	610 x 1525 x 1778

CODE	DIMENSIONS D x L x H*
EMU183678V4	460 x 915 x 1980 mm
EMU184278V4	460 x 1070 x 1980
EMU184878V4	460 x 1220 x 1980
EMU185478V4	460 x 1375 x 1980
EMU186078V4	460 x 1525 x 1980

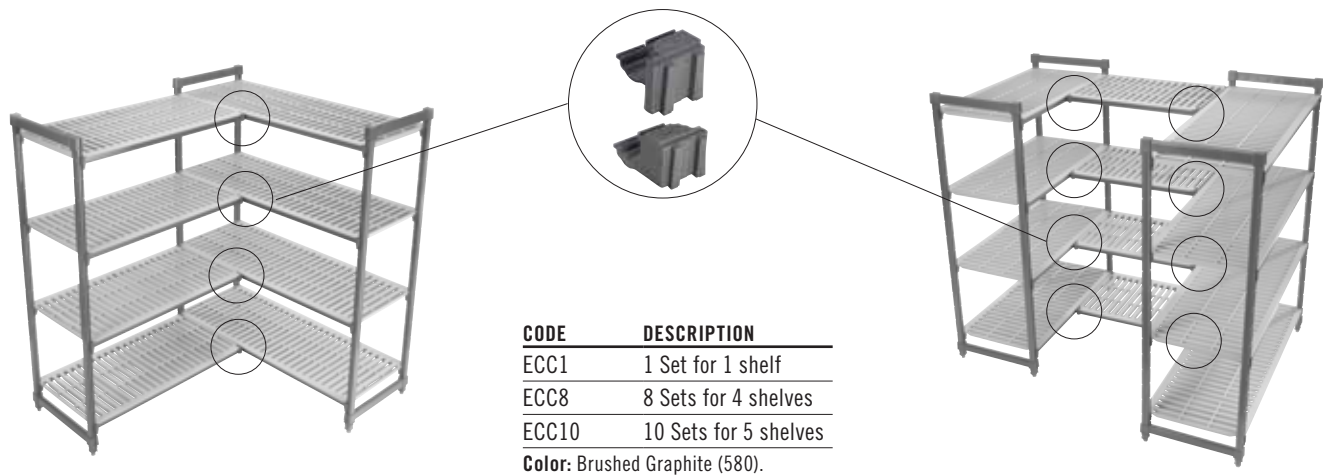
EMU213678V4	540 x 915 x 1980 mm
EMU214278V4	540 x 1070 x 1980
EMU214878V4	540 x 1220 x 1980
EMU215478V4	540 x 1375 x 1980
EMU216078V4	540 x 1525 x 1980

EMU243678V4	610 x 915 x 1980 mm
EMU244278V4	610 x 1070 x 1980
EMU244878V4	610 x 1220 x 1980
EMU245478V4	610 x 1375 x 1980
EMU246078V4	610 x 1525 x 1980

# CAMSHELVING® ELEMENTS SERIES

## Corner Connectors

Unique patented design ensures maximum shelf space utilization. Use 1 set per shelf to connect starter and add-on units in corners. Connect 4 or 5 intermediate shelves between 2 starter units (2 sets required per shelf). Available as a single set or 8 or 10 set packs.

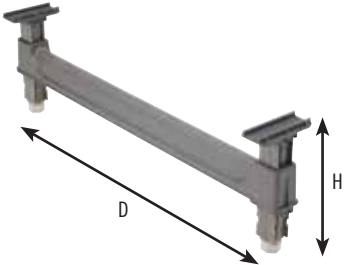


## Bottom Shelf Dunnage Stands

Increase weight bearing capacity on bottom shelf only. Add to any shelf length. Highly recommended for starter units 1375 mm and longer and all corner units, intermediate units and units specified for heavier load volume on and off bottom shelves.

CODE	DIMENSIONS D x H
<strong>Dunnage Stand – Low</strong>	
EDS14H6	360 x 165 mm
EDS18H6	460 x 165
EDS21H6	540 x 165
EDS24H6	610 x 165
<strong>Dunnage Stand – Tall</strong>	
EDS14H10	360 x 267
EDS18H10	460 x 267
EDS21H10	540 x 267
EDS24H10	610 x 267

**Case Pack:** 1  
**Color:** Brushed Graphite (580).



# CAMSHELVING® ELEMENTS SERIES

## Shelf Traverses

Available in single or double packs, stationary or mobile. Use two traverses to add an open shelf for divider bars or drying cradles. Add one stationary traverse onto back posts of a stationary unit for extra support when placing rolling equipment under the first shelf. Traverse dovetails included.

### Stationary Traverse

LENGTH	SINGLE PACK CODE*	DOUBLE PACK CODE**
610 mm	ETR24	ETR242PK
765	ETR30	ETR302PK
915	ETR36	ETR362PK
1070	ETR42	ETR422PK
1220	ETR48	ETR482PK
1375	ETR54	ETR542PK
1525	ETR60	ETR602PK
1830	ETR72	—

\*Case Pack: 1    \*\*Case Pack: 2  
Color: Brushed Graphite (580).


### Mobile Traverse

LENGTH	SINGLE PACK CODE*	DOUBLE PACK CODE**
915 mm	EMTR36	EMTR362PK
1070	EMTR42	EMTR422PK
1220	EMTR48	EMTR482PK
1375	EMTR54	EMTR542PK
1525	EMTR60	EMTR602PK

\*Case Pack: 1    \*\*Case Pack: 2  
Color: Brushed Graphite (580).



Stationary Traverse



Mobile Traverse



CAMSHELVING®

# BASICS PLUS

series

STATIONARY

## WHY CHOOSE BASICS PLUS?

Just because the budget is tight and storage needs are less rigorous, it doesn't mean that shelving performance and storage efficiencies should be compromised. Basics Plus Series is made from the same high performing, strong composite material as Elements Series and has the same design features. It's lighter in weight and less in cost but still strong enough to handle light to medium storage demands.

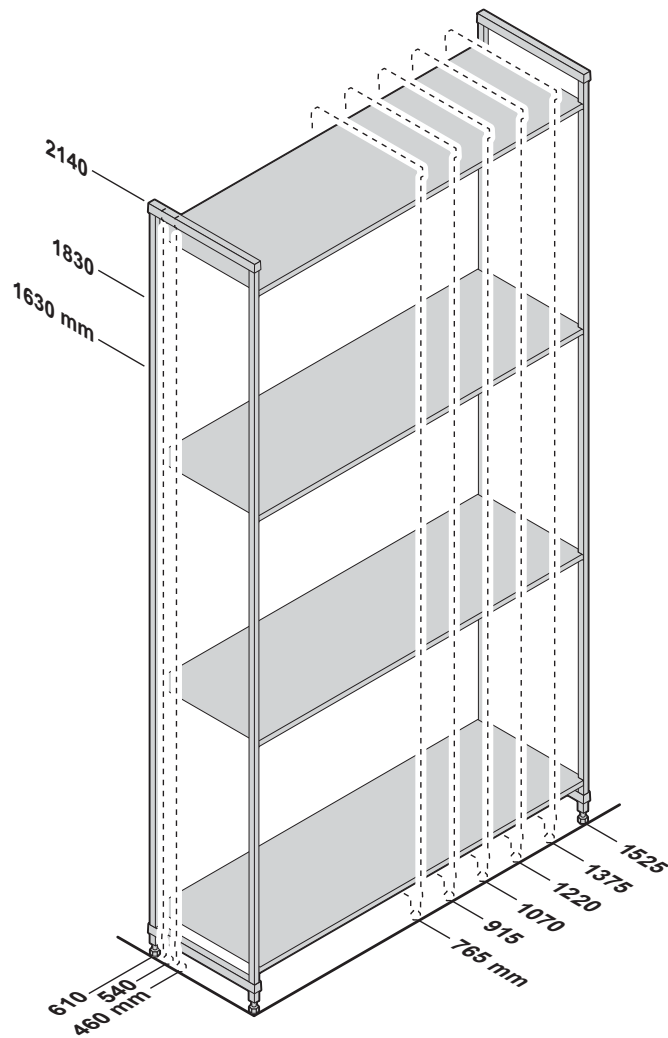


Post Connectors, Corner Connectors, Floor Fastener, Wall Fastener, Shelf Rails, Single Shelf Security Cage, Shelf Divider Panels and Identification Tags are not NSF listed.



# CAMSHELVING® BASICS PLUS SERIES

## Stationary Unit Sizes



## Weight Bearing Capacity

Weight must be evenly distributed across the entire shelf.

		UNIT LENGTH 765 – 1220 MM	UNIT LENGTH 1375 – 1525 MM
<b>SINGLE UNIT</b>	Unit only	800 kg (TUV)	800 kg (TUV)
	Shelf only	190 (TUV)	180 (TUV)
	Unit with dunnage stand*	885	880
	Bottom shelf with dunnage stand*	275	260
<b>CORNER UNIT**</b> With 2 Dunnage Stands required	Unit only	590	—
	Shelf only	130	—
	Bottom shelf with dunnage stands*	200	—



**TUV CERTIFICATION  
WEIGHT BEARING CAPACITY**

\*Dunnage Stands add stability and increase weight bearing capacity on bottom shelf only. Highly recommended for Starter Units 1375 mm and longer, all Corner Units, U-Shape Units and units specified for heavier loads. (See Overall Length Quick Reference Guide).

\*\* Corner connectors are for use only with shelves 765 – 1220 mm long.

# CAMSHELVING® BASICS PLUS SERIES — STARTER AND ADD-ON UNITS

## V4 4-Shelf Vented Stationary Starter and Add-On Units

HEIGHTS	DEPTHS	LENGTHS	
3	3	6	
1630 mm	460 mm	765 mm	1220 mm
1830	540	915	1375
2140	610	1070	1525

## V5 5-Shelf Vented Stationary Starter and Add-On Units

HEIGHTS	DEPTHS	LENGTHS	
3	3	6	
1630 mm	460 mm	765 mm	1220 mm
1830	540	915	1375
2140	610	1070	1525

## S4 4-Shelf Solid Stationary Starter and Add-On Units

HEIGHTS	DEPTHS	LENGTHS	
3	3	6	
1630 mm	460 mm	765 mm	1220 mm
1830	540	915	1375
2140	610	1070	1525

## S5 5-Shelf Solid Stationary Starter and Add-On Units

HEIGHT	DEPTHS	LENGTHS	
1	3	6	
2140 mm	460 mm	765 mm	1220 mm
	540	915	1375
	610	1070	1525

## VS4 4-Shelf Vented and Solid Stationary Starter and Add-On Units (3 vented + 1 solid)

HEIGHTS	DEPTHS	LENGTHS	
3	3	6	
1630 mm	460 mm	765 mm	1220 mm
1830	540	915	1375
2140	610	1070	1525

## VS5 5-Shelf Vented and Solid Stationary Starter and Add-On Units (4 vented + 1 solid)

HEIGHT	DEPTHS	LENGTHS	
1	3	6	
2140 mm	460 mm	765 mm	1220 mm
	540	915	1375
	610	1070	1525



Visit the Camshelving® website at [www.cambro.com/camshelving](http://www.cambro.com/camshelving) for product information, assembly videos and design layouts, or to view or download the Camshelving Specification and Price List.






BASICS  
PLUS  
SERIES  
**1630**  
mm  
HEIGHT

# V4

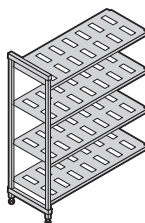
## 4-SHELF VENTED UNITS

Starter units include 2 factory assembled post kits and shelves. Add-on units include 1 factory assembled post kit and shelves. Units ship complete in 1 box.

### Starter



### Add-On



**460** mm  
DEPTH

#### DIMENSIONS D x L x H

460 x 765 x 1630 mm
460 x 915 x 1630
460 x 1070 x 1630
460 x 1220 x 1630
460 x 1375 x 1630
460 x 1525 x 1630

#### CODE

<b>CBU183064V4</b>
<b>CBU183664V4</b>
<b>CBU184264V4</b>
<b>CBU184864V4</b>
<b>CBU185464V4</b>
<b>CBU186064V4</b>

#### CODE

<b>CBA183064V4</b>
<b>CBA183664V4</b>
<b>CBA184264V4</b>
<b>CBA184864V4</b>
<b>CBA185464V4</b>
<b>CBA186064V4</b>

**540** mm  
DEPTH

540 x 765 x 1630 mm
540 x 915 x 1630
540 x 1070 x 1630
540 x 1220 x 1630
540 x 1375 x 1630
540 x 1525 x 1630

<b>CBU213064V4</b>
<b>CBU213664V4</b>
<b>CBU214264V4</b>
<b>CBU214864V4</b>
<b>CBU215464V4</b>
<b>CBU216064V4</b>

<b>CBA213064V4</b>
<b>CBA213664V4</b>
<b>CBA214264V4</b>
<b>CBA214864V4</b>
<b>CBA215464V4</b>
<b>CBA216064V4</b>

**610** mm  
DEPTH

610 x 765 x 1630 mm
610 x 915 x 1630
610 x 1070 x 1630
610 x 1220 x 1630
610 x 1375 x 1630
610 x 1525 x 1630

<b>CBU243064V4</b>
<b>CBU243664V4</b>
<b>CBU244264V4</b>
<b>CBU244864V4</b>
<b>CBU245464V4</b>
<b>CBU246064V4</b>

<b>CBA243064V4</b>
<b>CBA243664V4</b>
<b>CBA244264V4</b>
<b>CBA244864V4</b>
<b>CBA245464V4</b>
<b>CBA246064V4</b>

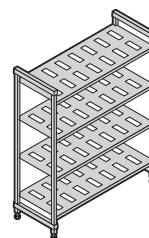
BASICS  
PLUS  
SERIES  
**1830**  
mm  
HEIGHT

# V4

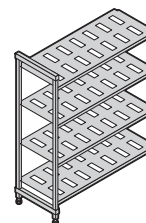
## 4-SHELF VENTED UNITS

Starter units include 2 factory assembled post kits and shelves. Add-on units include 1 factory assembled post kit and shelves. Units ship complete in 1 box.

### Starter



### Add-On



#### DIMENSIONS D x L x H

460 x 765 x 1830 mm
460 x 915 x 1830
460 x 1070 x 1830
460 x 1220 x 1830
460 x 1375 x 1830
460 x 1525 x 1830

#### CODE

<b>CBU183072V4</b>
<b>CBU183672V4</b>
<b>CBU184272V4</b>
<b>CBU184872V4</b>
<b>CBU185472V4</b>
<b>CBU186072V4</b>

#### CODE

<b>CBA183072V4</b>
<b>CBA183672V4</b>
<b>CBA184272V4</b>
<b>CBA184872V4</b>
<b>CBA185472V4</b>
<b>CBA186072V4</b>

540 x 765 x 1830 mm
540 x 915 x 1830
540 x 1070 x 1830
540 x 1220 x 1830
540 x 1375 x 1830
540 x 1525 x 1830

<b>CBU213072V4</b>
<b>CBU213672V4</b>
<b>CBU214272V4</b>
<b>CBU214872V4</b>
<b>CBU215472V4</b>
<b>CBU216072V4</b>

<b>CBA213072V4</b>
<b>CBA213672V4</b>
<b>CBA214272V4</b>
<b>CBA214872V4</b>
<b>CBA215472V4</b>
<b>CBA216072V4</b>

610 x 765 x 1830 mm
610 x 915 x 1830
610 x 1070 x 1830
610 x 1220 x 1830
610 x 1375 x 1830
610 x 1525 x 1830

<b>CBU243072V4</b>
<b>CBU243672V4</b>
<b>CBU244272V4</b>
<b>CBU244872V4</b>
<b>CBU245472V4</b>
<b>CBU246072V4</b>

<b>CBA243072V4</b>
<b>CBA243672V4</b>
<b>CBA244272V4</b>
<b>CBA244872V4</b>
<b>CBA245472V4</b>
<b>CBA246072V4</b>

Color: Brushed Graphite (580).





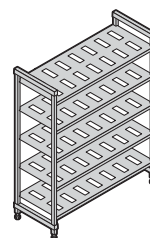
**BASICS  
PLUS  
SERIES**  
**2140**  
mm  
HEIGHT

# V5

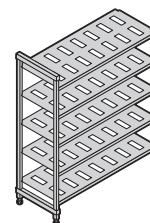
## 5-SHELF VENTED UNITS

Starter units include 2 factory assembled post kits and shelves. Add-on units include 1 factory assembled post kit and shelves. Units ship complete in 1 box.

### Starter



### Add-On



**460** mm  
DEPTH

#### DIMENSIONS D x L x H

460 x 765 x 2140 mm
460 x 915 x 2140
460 x 1070 x 2140
460 x 1220 x 2140
460 x 1375 x 2140
460 x 1525 x 2140

#### CODE

<b>CBU183084V5</b>
<b>CBU183684V5</b>
<b>CBU184284V5</b>
<b>CBU184884V5</b>
<b>CBU185484V5</b>
<b>CBU186084V5</b>

#### CODE

<b>CBA183084V5</b>
<b>CBA183684V5</b>
<b>CBA184284V5</b>
<b>CBA184884V5</b>
<b>CBA185484V5</b>
<b>CBA186084V5</b>

**540** mm  
DEPTH

540 x 765 x 2140 mm
540 x 915 x 2140
540 x 1070 x 2140
540 x 1220 x 2140
540 x 1375 x 2140
540 x 1525 x 2140

<b>CBU213084V5</b>
<b>CBU213684V5</b>
<b>CBU214284V5</b>
<b>CBU214884V5</b>
<b>CBU215484V5</b>
<b>CBU216084V5</b>

<b>CBA213084V5</b>
<b>CBA213684V5</b>
<b>CBA214284V5</b>
<b>CBA214884V5</b>
<b>CBA215484V5</b>
<b>CBA216084V5</b>

**610** mm  
DEPTH

610 x 765 x 2140 mm
610 x 915 x 2140
610 x 1070 x 2140
610 x 1220 x 2140
610 x 1375 x 2140
610 x 1525 x 2140

<b>CBU243084V5</b>
<b>CBU243684V5</b>
<b>CBU244284V5</b>
<b>CBU244884V5</b>
<b>CBU245484V5</b>
<b>CBU246084V5</b>

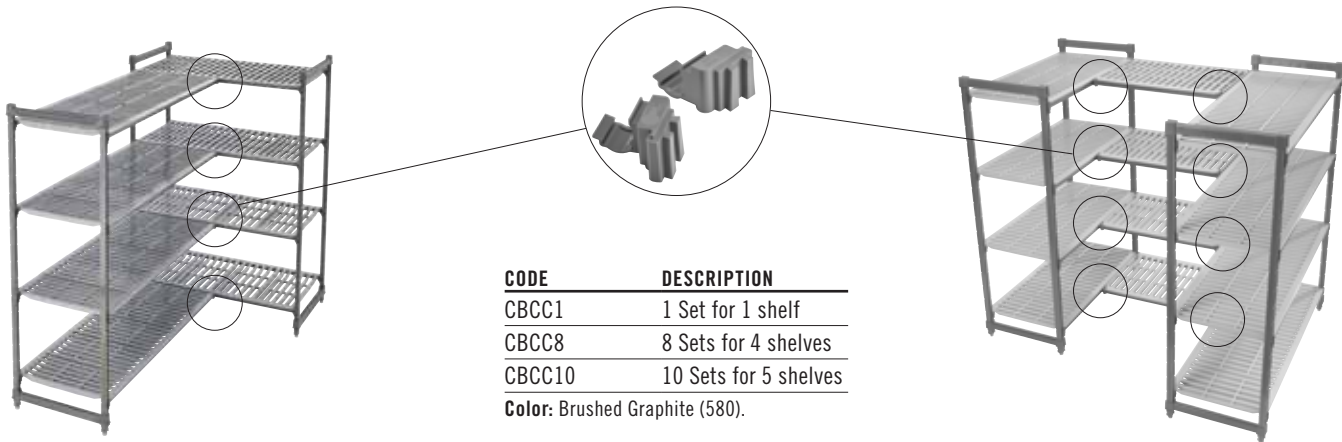
<b>CBA243084V5</b>
<b>CBA243684V5</b>
<b>CBA244284V5</b>
<b>CBA244884V5</b>
<b>CBA245484V5</b>
<b>CBA246084V5</b>

**Color:** Brushed Graphite (580).

# CAMSHELVING® BASICS PLUS SERIES

## Corner Connectors

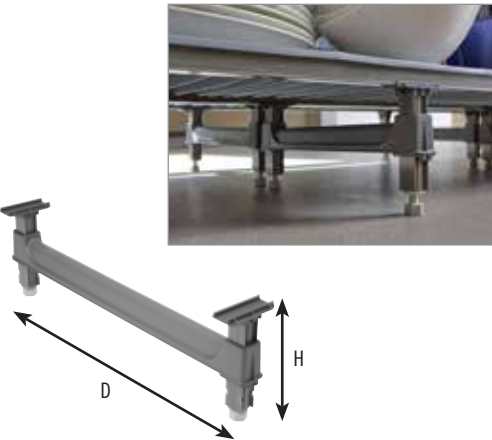
Unique patented design ensures maximum shelf space utilization. Use 1 set per shelf to connect starter and add-on units in corners. Connect 4 or 5 intermediate shelves between 2 starter units (2 sets required per shelf). Available as a single set or 8 or 10 set packs.



## Bottom Shelf Dunnage Stands

Increase weight bearing capacity on bottom shelf only. Add to any shelf length. Highly recommended for starter units 1380 mm and longer and all corner units, intermediate units and units specified for heavier load volume on and off bottom shelves.


CODE	DIMENSIONS D x H
<b>Dunnage Stand – Low</b>	
CBDS18H6	460 x 171 mm
CBDS21H6	540 x 171
CBDS24H6	610 x 171
<b>Dunnage Stand – Tall</b>	
CBDS18H10	460 x 273
CBDS21H10	540 x 273
CBDS24H10	610 x 273
<b>Case Pack:</b> 1	
<b>Color:</b> Brushed Graphite (580).	



## Shelf Traverses

Available in single or double packs. Use a single set to add an open shelf for divider bars or drying racks. Add single traverses onto back posts for extra support when placing rolling equipment under the first shelf. Traverse dovetails included.

LENGTH	SINGLE PACK CODE*	DOUBLE PACK CODE**
765 mm	CBTR30	CBTR302PK
915	CBTR36	CBTR362PK
1070	CBTR42	CBTR422PK
1220	CBTR48	CBTR482PK
1375	CBTR54	CBTR542PK
1525	CBTR60	CBTR602PK
<b>*Case Pack:</b> 1		<b>**Case Pack:</b> 2
<b>Color:</b> Brushed Graphite (580).		



# CAMSHELVING® ACCESSORIES

## Identification Tags

Clip onto shelf traverses to clearly identify stored product. Made of highly durable plastic with a clear slide in front panel. 14 labels included: 12 color-coded, pre-printed and 2 blank.

CODE	DESCRIPTION	DIMENSION L x H
<b>Premium and Elements Series</b>		
CSID6	152 mm ID Tag	152 x 25 mm
CSID3	76 mm ID Tag	76 x 25
<b>Basics Plus Series</b>		
CBID6	152 mm ID Tag	152 x 25
<b>Case Pack: 12 Color: White / Clear.</b>		



## Wall Fastener

Use to secure stationary shelving unit to a wall for added safety and stability where required. Made of stainless steel. Screws not included.

CODE	DIMENSION D x L x H
CSWF	73 x 238 x 48 mm
<b>Case Pack: 4 Color: Silver (000).</b>	



Hole diameter 1,11 cm.



## Floor Fasteners

Secure stationary unit posts directly to the floor for added safety and stability where required. Made of stainless steel. Bolts not included.

CODE	DIMENSION D x L x H
<b>Premium, Elements &amp; Basics Plus Series</b>	
CSFF	38 x 165 x 89 mm
<b>Premium Series High Density</b>	
CSHDF	35 x 108 x 13
<b>CSFF Case Pack: 2</b>	
<b>CSHDF Case Pack: 4</b>	
<b>Color: Silver (000).</b>	



Hole diameter 1,43 cm.



## Premium Caster

Ideal in all areas of storage, especially coolers, freezers and/or wet areas. Made of highly durable, non-corrosive plastic with a 127 mm swivel, non-marking thermoplastic rubber wheel. Total locking brake locks both swivel motion and the wheel.


CODE	SIZE
<b>Premium Series</b>	
CPMCWB	127 mm
<b>Elements Series</b>	
EMCWB	127 mm
<b>Case Pack: 2 Color: Grey (000).</b>	



## Donut Bumper

Offers added protection during transport and when maneuvering mobile units into place against walls or alongside other units for storage.

CODE	DIAMETER
CSMHDD	127 mm
<b>Case Pack: 4 Color: Grey (000).</b>	





# CAMSHELVING® ACCESSORIES

## Shelf Divider Panel

Stack and separate items stored on shelves. Made of highly durable ABS plastic. Installs directly onto solid or vented shelves. Easily removable for relocating or washing. Use with Shelf Rails to prevent contents from falling off shelves.

CODE	DIMENSION D x H
CSSD188	460 x 203 mm
CSSD218	540 x 203
CSSD248	610 x 203
<b>Case Pack: 1    Color: Soft Grey (151).</b>	



## Shelf Rails

Use to prevent contents from falling off shelves. Protect individual sides or ends or wrap a full shelf. Rods are made from a strong composite material that is highly durable and will never rust or corrode.

Fits shelving units 610 - 1830 mm wide and 360 - 610 mm deep.

Full or three-quarter shelf kits help to streamline installations and significantly reduces carton waste.

Shelf Rail kits are available in all depths and all lengths. To see the entire selection of Full & 3/4 kits, see the Camshelving Product Specification and Price List.

### Full Shelf Rail Kits

PREMIUM CODE	ELEMENTS CODE	New! BASICS PLUS CODE	DIMENSION D x L
<b>Full Shelf Rail Kits (2 sides, 2 ends)</b>			
CPR2436	ESR2436	CBR2436	610 x 910 mm
CPR2442	ESR2442	CBR2442	610 x 1070
CPR2448	ESR2448	CBR2448	610 x 1220
<b>3/4 Shelf Rail Kits (1 side, 2 ends)</b>			
CPR24363	ESR24363	CBR24363	610 x 910
CPR24423	ESR24423	CBR24423	610 x 1070
CPR24483	ESR24483	CBR24483	610 x 1220

**Case Pack: 1    Color: Soft Gray (151).**

### Single Side Rail Kits

PREMIUM CODE	ELEMENTS CODE	New! BASICS PLUS CODE	LENGTH
CPR24S	ESR24S	—	610 mm
CPR30S	ESR30S	CBR30S	760
CPR36S	ESR36S	CBR36S	910
CPR42S	ESR42S	CBR42S	1070
CPR48S	ESR48S	CBR48S	1220
CPR54S	ESR54S	CBR54S	1380
CPR60S	ESR60S	CBR60S	1530
CPR72S	ESR72S	—	1830

**Case Pack: 1    Color: Soft Gray (151).**

### Single End Rail Kits

PREMIUM CODE	ELEMENTS CODE	New! BASICS PLUS CODE	DEPTH
CPR14E	ESR14E	—	360 mm
CPR18E	ESR18E	CBR18E	460
CPR21E	ESR21E	CBR21E	540
CPR24E	ESR24E	CBR24E	610

**Case Pack: 1    Color: Soft Gray (151).**





# CAMSHELVING® ACCESSORIES

## Shelf Divider Bars (for 610 mm deep shelf only)

Create a custom service or storage station for food pans, boxes or dish racks. Install straight or angled dividers directly onto shelf traverses.

CODE	DESCRIPTION
<b>Premium Series</b>	
CSDBA	Angled Divider Bar
CSDBS	Straight Divider Bar
<b>Elements Series</b>	
EDBA	Angled Divider Bar
EDBS	Straight Divider Bar
<b>Case Pack: 4</b>	
<b>Color: Speckled Gray (480).</b>	



## Ultimate Sheet Pan Rack for Single Shelf

The lightweight, durable Ultimate Sheet Pan Rack for Single Shelf will transform your storage capabilities. Designed to fit securely on a 600 mm deep Premium Shelving Unit or 610 mm deep Elements and Basics Plus unit, this single shelf rack holds 6 full size 60 x 40 cm sheet pans in a compact space. Use to stage and hold prepped ingredients, defrost product in the cooler or quickly cool baked goods. Designed to accept pans directly out of a 176°C oven. Ships knockdown.

CODE	DESCRIPTION	DIMENSION D x L x H
<b>Premium or Elements Series</b>		
CSUPR6040S6	60 x 40 rack	612 x 465 x 514 mm
CSUPR1826S6	66 x 46 rack	603 x 514 x 514
<b>Basics Plus Series</b>		
CBUPR6040S6	60 x 40 rack	612 x 465 x 514
CBUPR1826S6	66 x 46 rack	603 x 514 x 514
<b>Case Pack: 1</b> <b>Color: Brushed Graphite (580).</b>		
Patent Pending.		



## Single Shelf Security Cage (for 610 mm deep shelf only)

Securely store valuable products on a single shelf. Made of heavy duty, 304 stainless steel for use in any environment. Requires 457 mm height between shelves. Install on vented shelves only. Lock not included.

CODE	DIMENSION D x L x H
CSSC244818	640 x 1080 x 460 mm
<b>Case Pack: 1</b> <b>Color: Silver (000).</b>	









# UTILITY SHELVING – CAMSHELVING® ULTIMATE #10 CAN RACK SYSTEM

Create the can storage system your operation needs with the Ultimate #10 Can Rack. This first ever plastic can rack makes storing and inventorying #10 and #5 cans so much easier.

- Front-loading, gravity-fed system supports FIFO organization and food rotation with no need to move the rack for loading or unloading.
- Made with easy to clean, smooth surfaces. Can be completely disassembled and run through the dishwasher.
- Lifetime warranty against rust and corrosion. Made from durable, reinforced plastic material.
- Single, Add-on Can Racks and Full-Size Can Rack Units each ship complete in 1 box. Units include pre-assembled post kits.

**Color:** Brushed Graphite (580).

Ultimate #10 Can Rack is covered by U.S. Patents D828,145 S and D827,421 S.

NSF Component on shelving only.



**New!**

Easy to assemble, a few simple parts click together to build single and add-on racks.



## Storage Capacity

	#10 Can	#5 Can
<b>SINGLE OR ADD-ON CAN RACK</b>	8 each	12 each
<b>FULL-SIZE CAN RACK UNIT</b> (660 x 915 x 1830 mm, 3 tiers)	96	144

Holds #10 and #5 cans 170 to 179 mm tall.

## Premium Series

## Elements Series

### Full Size Stationary Can Rack Unit

This free-standing can rack holds up to 96 cans in a compact space. Install on the end of a Camshelving High Density unit for maximum space utilization. Ships knockdown in 1 box with 2 factory-assembled post kits.



### Full Size Stationary Add-on Can Rack Unit

Maximize every inch of linear space in your kitchen or dry storage area with an in-line can rack. With just 1 factory assembled post kit, connect a can rack to standard shelving units in a straight line by sharing posts.



### Partial Can Rack Storage

Install a single row of can storage on any 610 mm deep Camshelving unit, utilizing shelf space above or below for standard storage items.





# UTILITY SHELVING – CAMSHELVING® ULTIMATE #10 CAN RACK SYSTEM

New!

**NSF**  
COMPONENT  
Shelving only




CODE	CPU243672C96*	ESU243672C96*	CPA243672C96**	EA243672C96**
DESCRIPTION	Premium Series Full-Size Stationary Can Rack Unit (Free Standing)	Elements Series Full-Size Stationary Can Rack Unit (Free Standing)	Premium Series Full-Size Add-On Can Rack Unit (Shared Post)	Elements Series Full-Size Add-On Can Rack Unit (Shared Post)
DIMENSIONS D x L x H	660 x 915 x 1830 mm	660 x 915 x 1830 mm	660 x 870 x 1830 mm	660 x 864 x 1830 mm

**Case Pack:** 1 Ships in 1 box. **Premium Series Color:** Speckled Gray (480). **Elements Series Color:** Brushed Graphite (580).

\*Unit includes: 2 pre-assembled post kits, 9 traverses, 15 panels and 72 brackets. \*\*Unit includes: 1 pre-assembled post kit, 9 traverses, 15 panels and 72 brackets.

## Single and Add-on Can Racks



CODE	UCR10R8	UCR10AR8
DESCRIPTION	Single Can Rack, 2 panels and 6 brackets	Add-on Can Rack, 1 panel and 6 brackets
DIMENSIONS D x L x H	660 x 235 x 394 mm	660 x 191 x 394 mm


**Case Pack:** 1 **Color:** Brushed Graphite (580).



## Can Racks Per Length

SHELF LENGTH	NUMBER OF CAN RACKS PER TIER*	LEFTOVER SHELF SPACE	#10 CAN HOLDING CAPACITY
610 mm	2	89 mm	16
765	3	51	24
915	4	0	32
1070	4	165	32
1220	5	127	40
1375	6	89	48
1525	7	51	56

\*1 Single Rack plus Add-on Racks.



Front of unit

**NOTE:** Each tier of can racks requires 3 traverses, 2 front and 1 rear. Leave two open dovetails above top traverse before installing the next traverse/tier. This allows space to load cans.

# UTILITY SHELVING — CAMSHELVING® ULTIMATE SHEET PAN RACK



## Smart Design. Quality Construction.

The classic sheet pan rack has been re-imagined and re-engineered to provide unparalleled performance and value. Made from revolutionary composite plastic materials, the Ultimate Sheet Pan Rack will forever change your expectations of speed racks.

- Backed by a lifetime warranty against rust and corrosion.
- Made with easy to clean, smooth surfaces.
- All components are replaceable.
- Cold use: Coolers, Freezers and Blast Chillers.
- Hot use: Proofing and Retarding. Accepts sheet pans from ovens up to 176°C.
- Top Frame supports a full size 46 x 66 cm sheet pan to protect contents below or create a light-duty work space. Also holds a Camwear® pizza dough box.

**Color:** Brushed Graphite (580).

**Full Rack Temperature Tolerance:**  
-38° to 88°C

Racks are not intended for use inside roll-in ovens. Do not use with or place near open flame or hot surfaces above 350°F.

Ultimate Sheet Pan Rack is covered by U.S. Patent D 853,070 S and D 841,273 S.



COMPONENT



Holds full-size 46 x 66 cm and half-size 33 x 46 cm sheet pans.

End load design with no middle crossbar provides quick and easy access to rack contents.



Positioning ribs on ends help to keep sheet pans centered on rails.

Molded in ribs promote airflow for efficient cooling or thawing.



Choose from 7,6 or 3,8 cm rail spacing.

### ABOUT RAIL SPACING



7,6 cm rails are most versatile. This "speed rack" style allows for quick loading and unloading. It also allows for maximum capacity per tray side to side.




3,8 cm rails are best for high productivity or bakery applications for maximum holding capacity.



# UTILITY SHELVING – CAMSHELVING® ULTIMATE SHEET PAN RACK

New!

## Full Size Racks



UPR1826F20



UPR1826FP20



UPR1826F40



UPR1826FP40

CODE	DIMENSIONS L x W x H*	RAIL SPACING	HOLDING CAPACITY	CASTER TYPE
<b>Knockdown (KD) Units</b>				
UPR1826F20	81,4 x 64,8 x 181,3 cm	7,6 cm	20 Sheet pans/trays	Metal
UPR1826FP20	84,8 x 64,8 x 181,9	7,6	20 Sheet pans/trays	Plastic
UPR1826F40	81,4 x 64,8 x 181,3	3,8	40 Sheet pans/trays	Metal
UPR1826FP40	84,8 x 64,8 x 181,9	3,8	40 Sheet pans/trays	Plastic
<b>Factory Assembled (FA) Units</b>				
UPR1826FA20	81,4 x 64,8 x 181,3	7,6	20 Sheet pans/trays	Metal
UPR1826FPA20	84,8 x 64,8 x 181,9	7,6	20 Sheet pans/trays	Plastic
UPR1826FA40	81,4 x 64,8 x 181,3	3,8	40 Sheet pans/trays	Metal
UPR1826FPA40	84,8 x 64,8 x 181,9	3,8	40 Sheet pans/trays	Plastic

**Case Pack:** 1 **Color:** Brushed Graphite (580). **Weight capacity:** 159 kg per rack, 25 kg per rail set. \*Dimensions include casters.

## CASTER COMPARISON



### Why Choose Metal?

- An affordable, all purpose caster that can go anywhere in the kitchen (except freezers).
- Custom center-stem design enhances rack stability, even across uneven surfaces.
- Zinc-plated frame with non-marking polyurethane wheel.
- Racks include 4 swivel casters, 2 with brake, 2 without.
- 12,7 cm for Full and Half Size racks; 7,6 cm for Undercounter racks.



### Why Choose Plastic?

- Offers a 100% rust and corrosion-free rack from top to bottom.
- Ideal for use in any kitchen environment, including freezers and blast chillers.
- Nylon frame with non-marking thermoplastic rubber wheel.
- Racks include 4 each 12,7 cm swivel casters with total locking brake that locks both swivel and wheel.
- Available on Full and Half Size racks only.



# UTILITY SHELVING — CAMSHELVING® ULTIMATE SHEET PAN RACK



## Half Size Racks



UPR1826H12



UPR1826HP12



UPR1826H20



UPR1826HP20

CODE	DIMENSIONS L x W x H*	RAIL SPACING	HOLDING CAPACITY	CASTER TYPE
UPR1826H12	81,4 x 64,8 x 120,6 cm	7,6 cm	12 Sheet pans/trays	Metal
UPR1826HP12	84,8 x 64,6 x 121,3	7,6	12 Sheet pans/trays	Plastic
UPR1826H20	81,4 x 64,8 x 105,4	3,8	20 Sheet pans/trays	Metal
UPR1826HP20	84,8 x 64,6 x 105,1	3,8	20 Sheet pans/trays	Plastic

**Case Pack:** 1 **Color:** Brushed Graphite (580). **Weight capacity:** 79 kg per rack, 25 kg per rail set. \*Dimensions include casters.

## Undercounter Racks



UPR1826U8



UPR1826U15

CODE	DIMENSIONS L x W x H*	RAIL SPACING	HOLDING CAPACITY
UPR1826U8	78,4 x 59,1 x 84,1 cm	7,6 cm	8 Sheet pans/trays
UPR1826U15	78,4 x 59,1 x 80	3,8	15 Sheet pans/trays

**Case Pack:** 1 **Color:** Brushed Graphite (580). \*Dimensions include casters.  
**Weight capacity:** 41 kg per rack, 25 kg per rail set. Undercounter racks available with 7,6 cm metal casters only.

## Full Size Ultimate Sheet Pan Rack Cover

- Choose from vinyl or insulated with 2 front, full-length zippers and clear identification pocket.
- Insulated cover made of durable insulated nylon, helps keep food hot or cold for up to an hour.
- Vinyl cover made of clear reinforced plastic.



CODE	GBCRC272165	GBIRC272165
DESCRIPTION	Vinyl Cover	Insulated Cover
DIMENSIONS L x W x H	69,9 x 54,6 x 165,1 cm	69,9 x 54,6 x 165,1 cm
COLOR	Clear	Black (110)

**Case Pack:** 1

# UTILITY SHELVING

## Premium Series Full-Wrap Security Cage for D 610 x L 1220 mm shelf and H 1700 mm stationary or H 1778 mm mobile

Store valuable products behind locked doors. Made of heavy-duty 304 stainless steel for use in any environment. Stationary or mobile units ship complete with factory assembled post kits, 2 vented shelves, 4 premium swivel casters with total locking brake for mobile unit and 1 full wrap security cage. Can be used with Divider Panels. Assembly requires bottom vented shelf. Additional shelves can be ordered separately. Cage and Units ship knockdown. Lock not included.



CODE	CPFWSC244860	CPU244864SUPKG	CPMU244867SUPKG
DESCRIPTION	Full-wrap Security Cage only	Full-wrap Stationary Security Unit	Full-wrap Mobile Security Unit
DIMENSION D x L x H	680 x 1276 x 1562 mm	680 x 1276 x 1638 mm	680 x 1276 x 1721 mm
COLOR	Silver (000)	Speckled Gray (480)	Speckled Gray (480)
Case Pack: 1 Cage only ships in 1 box. Units ship in 2 boxes.			

## Vertical Drying and Storage Rack

Promotes sanitary drying, safe handling and efficient storage for trays, sheet pans, cutting boards and lids. Can be used with Shelf Rails to prevent contents from sliding off.

Units ship complete with factory assembled mobile post kits, 6 traverses, 12 or 15 vertical drying cradles and premium swivel casters with total locking brake. Assembly required.



Modular 7-slot rack can be ordered separately to customize a drying and storage rack. Made of highly durable ABS plastic. Slots are spaced 3,33 cm wide and dividers are 6,35 cm high.



CODE	DIMENSIONS D x L x H	HOLDING CAPACITY	CASE PACK
<b>Premium Series Vertical Drying and Storage Rack</b>			
CPMU244875DRPKG	610 x 1220 x 1910 mm	84 Trays	1
CPMU246075DRPKG	610 x 1525 x 1910	105 Trays	1
<b>Vertical Drying and Storage Cradle for 610 mm deep shelf only (Fits all Camshelving® lines)</b>			
CSDR7	597 x 260 x 95	—	1
CSDR73	597 x 260 x 95	—	3

**Drying Rack Color:** Speckled Gray (480). **Drying Cradle Color:** Soft Gray (151).  
1220 mm long unit ships in 5 boxes. 1530 mm long unit ships in 6 boxes.

# UTILITY SHELVING

## Angled Drying and Storage Rack

Promotes sanitary drying, safe handling and efficient product organization with easy access to product.

Unit ships complete with factory assembled mobile post kits, 8 traverses, 16 angled drying cradles and premium swivel casters with total locking brake. Assembly required.



Uniquely designed cradle holds up to 8 each meal delivery pellets or use to dry, store and transport food pans and other commercial kitchen ware. Installs directly onto shelf traverses. Made of highly durable ABS plastic. Slots are spaced 6,03 cm apart.



CODE	DIMENSIONS D x L x H	HOLDING CAPACITY	CASE PACK
<b>Premium Series Angled Drying and Storage Rack</b>			
CPMU244875PDPKG	610 x 1220 x 1910 mm	128 Pellets and Bases or 16 GN 1/1 Food Pans	1

**Angled Drying and Storage Cradle for 610 mm deep shelf only** (Fits all Camshelving® lines)

CSDR8	592 x 263 x 160	—	1
CSDR84	592 x 263 x 160	—	4

**Drying Rack Color:** Speckled Gray (480). CPMU244875PDPKG Ships in 5 boxes.  
**Drying Cradle Color:** Soft Gray (151).

## Dome Drying and Storage Rack

Promotes sanitary drying, safe handling and efficient product organization with easy access to product.

Unit ships complete with factory assembled mobile post kits, 10 traverses, 10 dome drying cradles and premium swivel casters with total locking brake. Assembly required.



Use to dry and safely store up to 10 patient meal delivery domes or plate covers upright. Installs directly onto shelf traverses. Made of highly durable ABS plastic. Slots are spaced 7,78 cm apart.



CODE	DIMENSIONS D x L x H	HOLDING CAPACITY	CASE PACK
<b>Premium Series Dome Drying and Storage Rack</b>			
CPMU243675DDPKG	610 x 915 x 1910 mm	100 Domes	1
<b>Dome Drying and Storage Cradle for 610 mm deep shelf only</b> (Fits all Camshelving® lines)			
CSDDC24	610 x 415 x 86	—	1
CSDDC245	610 x 415 x 86	—	5

**Drying Rack Color:** Speckled Gray (480). CPMU243675DDPKG Ships in 3 boxes.  
**Drying Cradle Color:** Soft Gray (151).



# UTILITY SHELVING

## Elements Series 2-Shelf Vented Undercounter Units

Create storage in underutilized or hard-to-reach undercounter areas. Ideal for storing condiments, to-go containers, and paper disposables. Stationary units include 2 factory assembled stationary post kits, 4 stationary traverses, stationary traverse dovetails and shelf plates.

Mobile units include 2 factory assembled mobile post kits, 4 mobile traverses, mobile traverse dovetails, shelf plates, and 4 premium swivel casters with total locking brake.



CODE	DIMENSIONS D x L x H*
<b>Stationary Units</b>	
ESU183630V2	460 x 915 x 765 mm
ESU184830V2	460 x 1220 x 765
<b>Mobile Units</b>	
EMU142427V2	360 x 610 x 685
EMU143627V2	360 x 915 x 685
EMU144827V2	360 x 1220 x 685
<b>Color:</b> Brushed Graphite (580). Ships in 1 box. *Height includes casters.	



New!

Shown with 3/4 Shelf Rail Kit.

## Premium Series Flex Station

This versatile unit can serve as a convenient Grab and Go station, product merchandiser, or use for delivery staging area, utensil storage and much more.

Unit Includes: 2 factory assembled mobile post kits, 8 traverses, 36 angled divider bars (4 extra) 4 total locking casters and 24 identification tags. Assembly required.

Food pans, food boxes and other accessories sold separately.



CODE	DESCRIPTION	DIMENSIONS D x L x H*
CPMU244867FXPKG	Premium Series Flex Station	610 x 1220 x 1778 mm
<b>Color:</b> Speckled Gray (480). Ships in 1 box. *Height includes casters.		

# CAMSHELVING® WALL SHELVES AND SHELF EXTENDERS

## Wall Shelves

- Expand storage space in kitchens, above work stations and sinks.
- Features virtually indestructible I-beam supports that hold up to 68 kg per shelf.
- Durable polypropylene withstands temperatures up to 88°C, and will not rust or corrode.

- Snap fit rail design allows shelves to snap on and off for easy cleaning.
- 5 cm backsplash and marine front edge controls spills and cross contamination.

## Shelf Extenders

- Convert empty wall space into a functional storage area.
- Use with or without Camshelving Wall Shelves.
- Peg strips withstand temperatures up to 88°C, and will not rust or corrode.

Wall Shelf Color: Speckled Grey (480).

Extender Peg Strip Color: Black (110).



COMPONENT



Shelf Extenders ship in one carton and include:

	PEG		
LENGTH	STRIPS	BRACKETS	HOOKS
910 mm	3	2	6
1220 mm	3	3	9

## Wall Shelves 360 mm Depth



CODE	CSWS1436SK	CSWS1448SK	CSWS1436VK	CSWS1448VK
DESCRIPTION	910 mm wall shelf, solid	1220 mm wall shelf, solid	910 mm wall shelf, vented	1220 mm wall shelf, vented
EXTERIOR DIMENSIONS	L 915 x D 360 x H 340 mm	L 1220 x D 360 x H 340 mm	L 915 x D 360 x H 340 mm	L 1220 x D 360 x H 340 mm

Case Pack: 1

## Wall Shelves 460 mm Depth



CODE	CSWS1836SK	CSWS1848SK
DESCRIPTION	910 mm wall shelf, solid	1220 mm wall shelf, solid
EXTERIOR DIMENSIONS	L 915 x D 460 x H 340 mm	L 1220 x D 460 x H 340 mm

Case Pack: 1

## Shelf Extenders



CODE	CSWS36EK	CSWS48EK
DESCRIPTION	910 mm Shelf Extender	1220 mm Shelf Extender
EXTERIOR DIMENSIONS	L 900 x D 50 x H 390 mm	L 1220 x D 50 x H 390 mm

Case Pack: 1

# S-SERIES DUNNAGE RACKS AND CAMLINK®



## S-Series Dunnage Racks

Colors: Dark Brown (131),  
Speckled Gray (480).



- Keep frozen, cold or dry inventory 30,5 cm safely off the floor.
- One piece construction and sturdy legs provide strength and stability.
- Heavy duty polypropylene is safe to -38°C, and will not rust, corrode or bend.
- Choose slotted tops for maximum air circulation around perishable products.
- Solid tops catch spills for easy clean up.



CODE	EXTERIOR DIM. H x D x W	LOAD CAPACITY
<b>Solid Top</b>		
DRS30	300 x 533 x 760 mm	680 kg
DRS36	300 x 533 x 915	680
DRS48	300 x 533 x 1220	1,360
DRS60	300 x 533 x 1525	1,360
<b>Slotted Top</b>		
DRS300	300 x 533 x 760	680
DRS360	300 x 533 x 915	680
DRS480	300 x 533 x 1220	1,360
DRS600	300 x 533 x 1525	1,360

Case Pack: 1

## Camlink

Camlink connectors securely lock dunnage racks together for greater stability.



CODE	CASE PACK
DRLNK	6

Color: Black (110).

Camlink fits all sizes and styles. One free Camlink supplied with every Dunnage Rack.





# STORAGE




# CAMWEAR® CAMSQUARE® FOOD STORAGE CONTAINERS



Maximize your storage area with CamSquare food storage containers. The square shape provides 33% better space usage than traditional round containers. Clear Camwear provides product visibility for at a glance inventory management.

**Note:** All graduations are approximate.  
.....  
Dimensions include handles.  
.....



Crystal clear, virtually unbreakable Camwear withstands temperatures from -40° to 99°C.

Wide molded-in handles ease carrying larger size. Molded-in holes offer quick and sanitary drying.

Resists food acids, oils & alcohol. Stain and odor resistant.

Interstacking saves space when not in use.

Color graduations printed on the outside for quick inventory management.

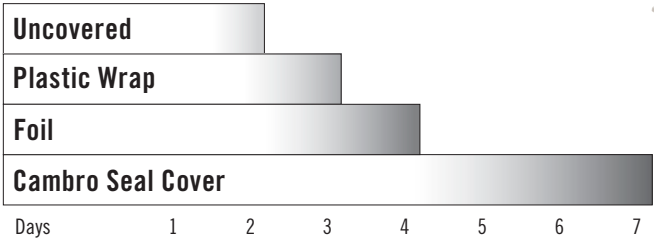
Graduation marks are both engraved and color-printed to ensure long-term readability.

## Seal Covers for Camwear CamSquare\*

- Inner and outer seal provide excellent spill resistance.
- Helps to extend the shelf life of contents.
- Includes a hole on the corner for hanging during storage.
- Withstands temperatures from -40° to 70°C.

\*Seal Covers fit Camwear CamSquare containers only and are not airtight.

## Strawberry Shelf Life (in days)



CAMWEAR® CAMSQUARE® FOOD STORAGE CONTAINERS



Camwear

CODE	2SFSCW	4SFSCW	6SFSCW	8SFSCW	12SFSCW**	18SFSCW**	22SFSCW**
CAPACITY	1,9 L	3,8 L	5,7 L	7,6 L	11,4 L	17,2 L	20,8 L
DIM. L x W x H (CM)	18,5 x 18,5 x 10	18,5 x 18,5 x 18,7	21,5 x 21,5 x 18,5	21,5 x 21,5 x 23	25,6 x 31 x 21	25,6 x 31 x 32	25,6 x 31 x 40
Case Pack: 6    Color: Clear (135).    Height includes covers.    **Dimensions include handles.							

Seal Covers for Camwear CamSquare\*

CODE	SFC2SCPP	SFC6SCPP	SFC12SCPP
DESCRIPTION	Fits 1,9 & 3,8 L	Fits 5,7 & 7,6 L	Fits 11,4, 17,2 & 20,8 L
Case Pack: 6    Color: Translucent (190).			

**Note:** All graduations are approximate.  
\*Seal Covers fit Camwear CamSquare containers only and are not airtight.  
Personalization available on non-food contact areas only. See cresting section for information, ordering and pricing.

2

PRORATED



# CAMSQUARE® TRANSLUCENT POLYPROPYLENE & POLYETHYLENE FOOD STORAGE CONTAINERS

## Translucent Polypropylene

- Translucent material provides some content visibility and high chemical resistance.
- Withstands temperatures from -40° to 70°C.
- Easy to read graduations are printed on the outside for at a glance inventory management.

Note: All graduations are approximate.



## Polyethylene

- Economical storage choice.
- Made of impact, stain and chemical resistant opaque material.
- Withstands temperatures from -40° to 70°C.

Note: All graduations are approximate.



## Covers for Camwear®, Translucent and Poly CamSquares

- Snap-tight polyethylene covers feature thumb tabs for easy removal.
- Colored covers match up with colored graduation marks on containers.



## Personalization

Personalize food storage products to identify menu items, add fill lines for recipes, or use personalization in multiple languages to help ensure product quality and consistency.

For more information see the "Promote Your Brand" page located in the Table section of this catalog.



# CAMSQUARE® TRANSLUCENT POLYPROPYLENE & POLYETHYLENE FOOD STORAGE CONTAINERS



## Translucent Polypropylene



CODE	2SFSP	4SFSP	6SFSP	8SFSP	12SFSP**	18SFSP**	22SFSP**
CAPACITY	1,9 L	3,8 L	5,7 L	7,6 L	11,4 L	17,2 L	20,8 L
DIM. L x W x H (CM)	18,5 x 18,5 x 10	18,5 x 18,5 x 18,7	21,5 x 21,5 x 18,5	21,5 x 21,5 x 23	25,6 x 31 x 21	25,6 x 31 x 32	25,6 x 31 x 40

Case Pack: 6    Color: Translucent (190).    Height includes covers.    \*\*Dimensions include handles.


## Polyethylene



CODE	2SFSP	4SFSP	6SFSP	8SFSP	12SFSP**	18SFSP**	22SFSP**
CAPACITY	1,9 L	3,8 L	5,7 L	7,6 L	11,4 L	17,2 L	20,8 L
DIM. L x W x H (CM)	18,5 x 18,5 x 10	18,5 x 18,5 x 18,7	21,5 x 21,5 x 18,5	21,5 x 21,5 x 23	25,6 x 31 x 21	25,6 x 31 x 32	25,6 x 31 x 40

Case Pack: 6    Color: Natural White (148).    Height includes covers.    \*\*Dimensions include handles.

## Universal Covers\*



CODE	SFC2	SFC6	SFC12
COLOR	Kelly Green (452)	Winter Rose (451)	Midnight Blue (453)
DESCRIPTION	Fits 1,9 & 3,8 L	Fits 5,7 & 7,6 L	Fits 11,4, 17,2 & 20,8 L

Case Pack: 6

**Note:** All graduations are approximate.  
.....  
\*Fit all Camsquares.  
.....  
Personalization available on non-food contact areas only. See cresting section for information, ordering and pricing.  
.....



# CAMWEAR® ROUND FOOD STORAGE CONTAINERS

Store ingredients or transport ready to serve or partially prepared foods. Clear Camwear allows for easy content identification at a glance. Reduces risk of contamination and enhances food safety. Round shape promotes proper air circulation, ideal for stirring soups and sauces.

**Note:** All graduations are approximate.

**Note:** To order Round Food Storage Containers without imprinted graduations, simply add "N" to the end of the code number.

Lids are not interchangeable.



2  
PRORATED



Crystal clear, virtually unbreakable Camwear withstands temperatures from -40° to 99°C.

Molded-in handles ease carrying. Molded-in holes offer quick and sanitary drying.

Resists food acids, oils & alcohol. Stain and odor resistant.

Interstacking saves space when not in use.

Color graduations printed on the outside for quick inventory management.



## Camwear Covers

- Snap on covers fit tightly.
- Stain resistant to food acids and oils.
- Withstands temperatures from -40° to 99°C.



## Round Seal Covers

- Inner and outer seal provide excellent spill resistance.
- Safe from -40° to 70°C.
- Thumb tab for easy removal.



\*Seal covers only fit Camwear Round Food Storage Containers and are not airtight.













CAMWEAR® ROUND STORAGE CONTAINERS



Camwear

								
CODE	RFSCW1	RFSCW2	RFSCW4	RFSCW6	RFSCW8	RFSCW12	RFSCW18	RFSCW22
CAPACITY	0,9 L	1,9 L	3,8 L	5,7 L	7,6 L	11,4 L	17,2 L	20,8 L
TOP DIAMETER (CM)	15,4	20,8	20,8	25,2	25,2	37,8	37,8	37,8
HEIGHT (CM)	12,7	11,1	21,8	20,2	27,6	21,3	30,5	38,1
CASE PACK	12	12	12	12	12	6	6	6

Color: Clear (135). Top diameter dimension includes handle. Height dimension includes cover. Two year warranty on Camwear Rounds.



Camwear Covers

DESCRIPTION	CASE PACK	CODE
Fits 0,9 L	12	RFSCWC1
Fits 1,9 L & 3,8 L	12	RFSCWC2
Fits 5,7 L & 7,6 L	12	RFSCWC6
Fits 11,4 L, 17,2 L & 20,8 L	6	RFSCWC12

Color: Clear (135).

Seal Covers for Camwear Rounds

DESCRIPTION	CASE PACK	CODE
Fits 0,9 L	12	RFS1SCPP
Fits 1,9 L & 3,8 L	12	RFS2SCPP
Fits 5,7 L & 7,6 L	12	RFS6SCPP
Fits 11,4 L, 17,2 L & 20,8 L	6	RFS12SCPP

Color: Translucent (190).

# TRANSLUCENT POLYPROPYLENE & POLYETHYLENE ROUND FOOD STORAGE CONTAINERS

## Translucent Polypropylene

- Translucent material offers some product visibility.
- Rounds are durable and resistant to stains.
- Withstands temperatures from -40° to 70°C.
- Snap on covers fit tightly to protect contents and extend product freshness.

**Note:** All graduations are approximate.

**Note:** To order Round Food Storage Containers without imprinted graduations, simply add "N" to the end of the code number.

Lids are not interchangeable.



## Polyethylene

- Impact, stain and chemical resistant material.
- An affordable storage choice.
- Safe from -40° to 70°C.
- Snap on covers fit tightly yet are easily removed.

**Note:** All graduations are approximate.

**Note:** To order Round Food Storage Containers without imprinted graduations, simply add "N" to the end of the code number.

Lids are not interchangeable.



# TRANSLUCENT POLYPROPYLENE & POLYETHYLENE ROUND FOOD STORAGE CONTAINERS



## Translucent Polypropylene

CODE	RFS1PP	RFS2PP	RFS4PP	RFS6PP	RFS8PP	RFS12PP	RFS18PP	RFS22PP
CAPACITY	0,9 L	1,9 L	3,8 L	5,7 L	7,6 L	11,4 L	17,2 L	20,8 L
TOP DIAMETER (CM)	15,4	20,8	20,8	25,2	25,2	37,8	37,8	37,8
HEIGHT (CM)	12,7	11,1	21,8	20,2	27,6	21,3	30,5	38,1
CASE PACK	12	12	12	12	12	6	6	6

Color: Translucent (190). Top diameter dimension includes handle. Height dimension includes cover.

## Polyethylene

CODE	RFS1	RFS2	RFS4	RFS6	RFS8	RFS12	RFS18	RFS22
CAPACITY	0,9 L	1,9 L	3,8 L	5,7 L	7,6 L	11,4 L	17,2 L	20,8 L
TOP DIAMETER (CM)	15,4	20,8	20,8	25,2	25,2	37,8	37,8	37,8
HEIGHT (CM)	12,7	11,1	21,8	20,2	27,6	21,3	30,5	38,1
CASE PACK	12	12	12	12	12	6	6	6

Color: Natural White (148). Top diameter dimension includes handle. Height dimension includes cover.

## Covers for Translucent Polypropylene Rounds

DESCRIPTION	CASE PACK	CODE
Fits 0,9 L	12	RFSC1PP
Fits 1,9 L & 3,8 L	12	RFSC2PP
Fits 5,7 L & 7,6 L	12	RFSC6PP
Fits 11,4 L, 17,2 L & 20,8 L	6	RFSC12PP

Color: Translucent (190).

## Covers for Polyethylene Rounds

DESCRIPTION	CASE PACK	CODE
Fits 0,9 L	12	RFSC1
Fits 1,9 L & 3,8 L	12	RFSC2
Fits 5,7 L & 7,6 L	12	RFSC6
Fits 11,4 L, 17,2 L & 20,8 L	6	RFSC12

Color: Natural White (148).



# CAMWEAR® FOOD STORAGE BOXES

## ELIMINATE THE HAZARD OF CROSS CONTAMINATION

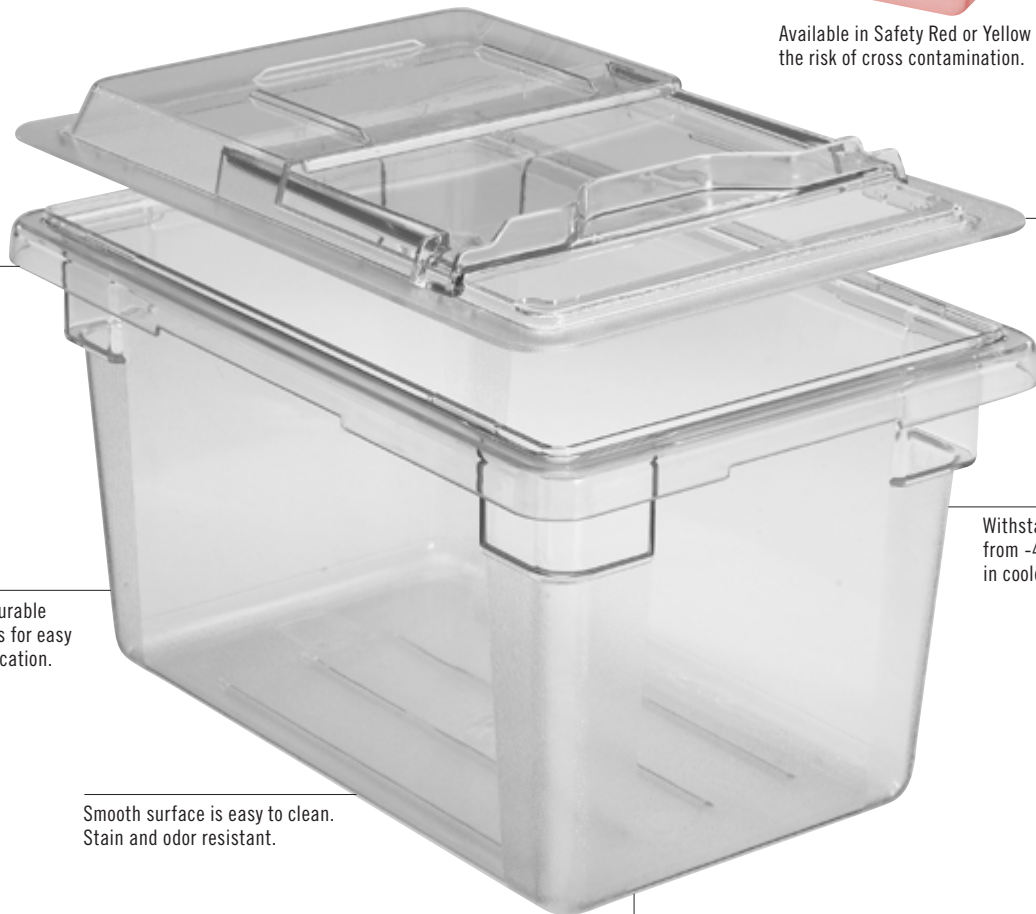
Extend the freshness of ingredients and eliminate points of cross contamination by transferring product into food boxes at the receiving dock. A safe solution for storing bulk fruits and vegetables. Clear Camwear allows visibility for product identification. Snap tight Camwear Flat Lids or SlidingLids, sold separately, remain in place and won't come off during transport.

Camwear and Poly Lids are not interchangeable.

SlidingLids are covered by the following U.S. Patents D 447,906 S & 6,540,098 B1.



Available in Safety Red or Yellow to reduce the risk of cross contamination.



Molded-in handles ease carrying.

SlidingLid provides easy access to contents without removing the lid.

Crystal clear, durable Camwear allows for easy product identification.


Withstands temperatures from -40° to 99°C for use in coolers and freezers.

Smooth surface is easy to clean. Stain and odor resistant.

Texturing on bottom of boxes reduces scratching.

### Camwear Flat Lids

- Snap-tight covers won't come off during transport.
- Top molded-in rails for safer, more secure stacking.
- Durable Camwear is safe from -40° to 99°C.



### Camwear SlidingLids™

- Lid slides back to easily access contents, minimizing handling.
- Reduces the risk of cross contamination since lid remains on food box.
- Made of virtually unbreakable Camwear.



# CAMWEAR® FOOD STORAGE BOXES



## Camwear Food Storage Boxes



CODE	18263CW	⚡● 18266CW	18269CW
DIMENSIONS (CM)	46 x 66 x 9	46 x 66 x 15	46 x 66 x 23
APPROX. CAPACITY	18,9 L	33,1 L	49,2 L
CASE PACK	6	6	4



CODE	182612CW	182615CW	12183CW	⚡● 12186CW	⚡ 12189CW
DIMENSIONS (CM)	46 x 66 x 30	46 x 66 x 38	30,5 x 46 x 9	30,5 x 46 x 15	30,5 x 46 x 23
APPROX. CAPACITY	64,4 L	83,3 L	6,6 L	11,4 L	18 L
CASE PACK	4	3	6	6	6

Color: Clear (135). 18266CW & 12186CW available in: ● Safety Red (467), ⚡ Safety Yellow (464).

## Camwear Covers



CODE	⚡● 1826CCW FLAT LID	1826SCCW SLIDINGLID™	⚡● 1218CCW FLAT LID	1218SCCW SLIDINGLID
DIMENSIONS (CM)	45,7 x 66	45,7 x 66	30,5 x 45,7	30,5 x 45,7

Case Pack: 6 Color: Clear (135). 1826CCW & 1218CCW available in: ● Safety Red (467), ⚡ Safety Yellow (464).

# CAMWEAR® FOOD STORAGE BOX ACCESSORIES

## ColanderKit™

- A complete food safety system packaged in one carton.
- Store raw meats, fish on ice or bulk produce safely.
- Juices and liquids drip into the food box below for quick and easy disposal.


- Reduces handling and risk of cross contamination.
- ColanderKit Includes:  
1 - 20 cm Deep Colander  
1 - 46 x 66 x 23 cm Food Box  
1 - 46 x 66 cm SlidingLid™



## Camwear Colanders

- Enhances food quality and reduces risk of cross contamination.
- Liquids and juices drain directly into food box for improved food safety.

- Ideal for draining fruits and vegetables, thawing meat or poultry, or storing seafood on ice.
- Fits Camwear 46 x 66 cm Food Storage Boxes only.



Drain hole dimension: 9,5 mm

## Camwear Drain Shelves

- Lifts contents out of liquids to enhance food quality and freshness.

- Made of virtually unbreakable Camwear.
- Camwear drain shelves fit in both Camwear boxes and white poly boxes.



## Accessories

CODE	1826DSCW	1218DSCW	1826CLRCW (12,7 CM DEEP)	18268CLRCW (20 CM DEEP)	18268CLRKIT
DESCRIPTION	Drain shelf	Drain shelf	Colander	Colander	ColanderKit
DIMENSIONS	Fits all 46 x 66 cm food storage boxes	Fits all 30,5 x 46 cm food storage boxes	Fits Camwear food storage boxes only 46 x 66 x 15 cm and deeper	Fits Camwear food storage boxes only 46 x 66 x 23 cm and deeper	One 20 cm deep colander one 46 x 66 x 23 cm food box one 46 x 66 cm SlidingLid™
CASE PACK	6	6	6	4	1 Kit

Color: Clear (135).



# POLYETHYLENE FOOD STORAGE BOXES & CAMWEAR® ACCESSORIES



## Polyethylene Food Storage Boxes



- Economical choice for storing bulk produce and ingredients.
- Impact, stain and chemical resistant material.
- Withstands temperatures from -40° to 70°C.



CODE	18263P	18266P	18269P
DIMENSIONS (CM)	46 x 66 x 9	46 x 66 x 15	46 x 66 x 23
APPROX. CAPACITY	18,9 L	33,1 L	49,2 L
CASE PACK	6	6	6



CODE	182612P	182615P	12183P	12186P	12189P
DIMENSIONS (CM)	46 x 66 x 30	46 x 66 x 38	30,5 x 46 x 9	30,5 x 46 x 15	30,5 x 46 x 23
APPROX. CAPACITY	64,4 L	83,3 L	6,6 L	11,4 L	18 L
CASE PACK	4	3	6	6	6

Color: Natural White (148).

## Polyethylene Covers



CODE	1826CP FLAT LID	1218CP FLAT LID
DIMENSIONS (CM)	45,7 x 66	30,5 x 45,7

Color: Natural White (148). Case Pack: 6

Camwear and Polyethylene Lids are not interchangeable.

## Camchiller®

- Extend cold holding time or enhance safe holding below 5°C when frequent access is required.

CODE	CP814 (20 x 36 CAMCHILLER)
FITS INTO FOOD BOXES	12189CW, 12189P, 12186CW, 12186P
DIMENSIONS L x W x H	35,56 x 20,32 x 3,8 cm
Case Pack: 1	Color: Cold Blue (159).



## STORESAFE® FOOD ROTATION LABELS

- Label and adhesive dissolve in less than 30 seconds.
- Run under hot or cold water or through the dishwasher.
- Safe for all sewer and septic systems and will not build up in drains.
- Withstands freezing temperatures as low as -40°C.
- Withstands high heat temperatures up to 93°C for 4 hours.
- Microwave safe.
- Leaves behind no sticky residue which can be a breeding ground for bacteria.
- Assists in a proper First In First Out (FIFO) food storage system.
- 100% dissolvable and biodegradable.

**Label color:** White (148).

\*Available for ordering in cases only.  
No broken cartons.

100% biodegradable. FDA approved material.



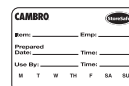
Eliminates sticky residue and prevents cross contamination! No more scraping!



Dissolves completely off all containers when placed through dishwasher or under running water.



## Retail Blister Pack



<b>CASE CODE</b>	<b>23SL</b>
<b>LABEL SIZE</b>	5 x 7,6 cm
<b>CASE PACK</b>	20 rolls, 100 labels per roll

StoreSafe Label Blister Pack is covered by U.S. Patent 690,589 S.

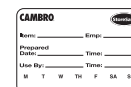
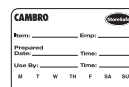


## Bulk Dispenser Pack – Half Size Labels





<b>CASE CODE</b>	<b>1252SLB250</b>	<b>1252SLINB250</b>
<b>LABEL SIZE</b>	3 x 5 cm	3 x 5 cm
<b>CASE PACK</b>	24 rolls, 250 labels per roll	24 rolls, 250 labels per roll

## Bulk Dispenser Pack



<b>CASE CODE</b>	<b>23SLB250</b>	<b>23SLB6250</b>
<b>LABEL SIZE</b>	5 x 7,6 cm	5 x 7,6 cm
<b>CASE PACK</b>	24 rolls, 250 labels per roll	6 rolls, 250 labels per roll

## Bulk Dispenser Pack – Blank Labels



<b>CASE CODE</b>	<b>23SLINB250</b>	<b>23SLINB6250</b>
<b>LABEL SIZE</b>	5 x 7,6 cm	5 x 7,6 cm
<b>CASE PACK</b>	24 rolls, 250 labels per roll	6 rolls, 250 labels per roll

## Laser Sheet



<b>BOX CODE</b>	<b>SLL30 (Avery® 5160)</b>
<b>LABEL SIZE</b>	2,54 x 6,35 cm
<b>CASE PACK</b>	100 sheets, 30 labels per sheet 21,6 x 27,9 cm sheet size



# CAMWEAR® GASTRONORM FOOD PANS



Store, transport and serve all in one pan. Camwear food pans are made from durable Camwear that will not crack, bend or dent. Precisely designed to Gastronorm GN specifications, with a bottom to reduce food waste. At half the cost of stainless steel, Camwear pans keep contents as cold as metal pans with less condensation. Pans stack neatly without wedging or sticking.

Camwear GN pans are not recommended for steam table or microwave use. See H-Pan™ section for high heat applications.

Colander Pan is covered by U.S. Patent D 528,376 S.



Uniform 1,27 cm flange ensures a smooth fit in prep tables and food bars.

Virtually unbreakable Camwear withstands temperatures from -40° to 99°C.

Molded-in graduations in standard and metric for easy inventory management.

Won't react with food; minimizes potentially hazardous chemical or acidic reaction.


Non-stick smooth interior surface increases yields and promotes easy cleaning.

Textured bottoms resist scratching.



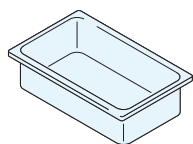
## Cold Test

Tests prove Camwear food pans keep products as cold as stainless steel. Stainless steel may feel colder, but as these test results demonstrate, Camwear food pans keep products just as cold for just as long.

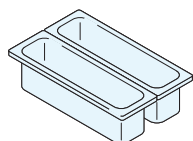




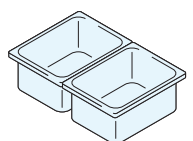
# CAMWEAR® GASTRONORM FOOD PANS SIZE, & ORDERING INFORMATION



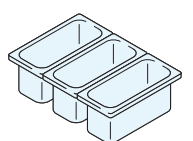
CONFIGURATIONS	PAN CODE	PAN DEPTH	APPROXIMATE CAPACITY
GN 1/1 32,5 x 53 cm	12CW	6,5 cm	8,5 L
	14CW	10	13
	16CW	15	19,5
	18CW	20	25,6
	10CWD	—	Drain shelf



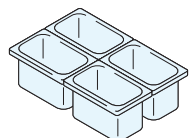
GN 1/2 Long 16,2 x 53 cm	22LPCW	6,5	3
	24LPCW	10	5
	20LPCWD	—	Drain shelf



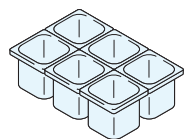
GN 1/2 26,5 x 32,5 cm	22CW	6,5	3,9
	24CW	10	5,9
	26CW	15	8,9
	28CW	20	11,7
	20CWD	—	Drain shelf




GN 1/3 17,6 x 32,5 cm	32CW	6,5	2,4
	34CW	10	3,6
	36CW	15	5,3
	38CW	20	6,9
	30CWD	—	Drain shelf



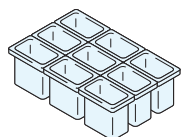
GN 1/4 16,2 x 26,5 cm	42CW	6,5	1,7
	44CW	10	2,5
	46CW	15	3,7
	40CWD	—	Drain shelf



GN 1/6 16,2 x 17,6 cm	62CW	6,5	1
	64CW	10	1,5
	66CW	15	2,2
	60CWD	—	Drain shelf



GN 1/8 16,12 x 13,17 cm	82CW*	6,5	0,7
	84CW	10	1
	86CW	15	1,5
	80CWD	—	Drain shelf



GN 1/9 10,8 x 17,6 cm	92CW	6,5	0,57
	94CW	10	0,85
	96PCW	15	1,4
	90CWD	—	Drain shelf

Case Pack: 6

Colors: Clear (135), White (148), Black (110). \*82CW is not available in Black (110). 18CW and 28CW available in Clear (135) only.

Drain Shelf Color: Clear (135).

Colander Color: Clear (135).

.....  
All Camwear GN Food Pans are made of FDA approved materials. All Camwear GN Food Pans are designed to CEN Gastronorm Standard EN 631-1.

.....  
Personalization available on non-food contact areas only. See cresting section for information and ordering.



## Drain Shelves

- Keeps products out of liquids and promotes drainage.
- Available for all food pan sizes.



96PCW

# CAMWEAR® LID SIZES & ORDERING INFORMATION



## Flat Cover

Available in all pan sizes.



## Cover with Handle

Deep molded handle provides secure grip and also includes a peg hole for sanitary drying. Available in black to help block light, reducing discoloration of meats and cheeses.



## Notched Cover with Handle

Notched cover allows utensils to remain in pan and off of potentially contaminated counters. Includes peg hole for sanitary drying.



## Seal Cover

Designed to fit Camwear and translucent food pans, Seal Covers feature an inner seal that provides superior spill resistance and extends shelf life up to 3 days.



## FlipLid®

Flip up lid to easily access contents. Food can be held without getting dried out, increasing yields. Reduces points of cross contamination.




## Notched FlipLid

Flip Lid with notch to rest spoon in contents with lid closed.



## GripLid®

Molded-in polyurethane gasket on the lid grips the side of the food pan airtight, reducing spills and points of cross contamination.



FITS PANS	LID CODE	DESCRIPTION
GN 1/1 32,5 x 53 cm	10CWC	Flat cover
	10CWCH*	Cover with handle
	10CWCHN*	Notched cover with handle
	10CWGL	GripLid
	10PPCWSC	Seal cover
GN 1/2 Long 16,2 x 53 cm	20LPCWC	Flat cover
GN 1/2 26,5 x 32,5 cm	20CWC	Flat cover
	20CWCH*	Cover with handle
	20CWCHN*	Notched cover with handle
	20CWL	FlipLid
	20CWLN	Notched FlipLid
	20CWGL	GripLid
	20PPCWSC	Seal cover
GN 1/3 17,6 x 32,5 cm	30CWC	Flat cover
	30CWCH*	Cover with handle
	30CWCHN*	Notched cover with handle
	30CWL	FlipLid
	30CWLN	Notched FlipLid
	30CWGL	GripLid
	30PPCWSC	Seal cover
GN 1/4 16,2 x 26,5 cm	40CWC	Flat cover
	40CWCH*	Cover with handle
	40CWCHN*	Notched cover with handle
	40PPCWSC	Seal cover
GN 1/6 16,2 x 17,6 cm	60CWC	Flat cover
	60CWCH*	Cover with handle
	60CWCHN*	Notched cover with handle
	60CWL	FlipLid
	60CWLN	Notched FlipLid
	60CWGL	GripLid
	60PPCWSC	Seal cover
GN 1/8 16,12 x 13,17 cm	80CWC	Flat cover
	80CWCH	Cover with handle
	80CWCHN	Notched cover with handle
	80PPCWSC	Seal cover
GN 1/9 10,8 x 17,6 cm	90CWC	Flat cover
	90CWCN	Flat notched cover
	90PPCWSC	Seal cover

Case pack for all lids: 6 \*Includes peg hole.

Color: Clear (135).

Seal Cover Color: Translucent (190).

Cover with Handle Colors: Clear (135), Black (110).

Personalization available on non-food contact areas only. See cresting section for information and ordering.

FlipLids are covered by U.S. Patent Des. 420,849,422,838 & 427,012. GripLids are covered by U.S. Patent D 446,076 & Utility Patent 6,273,288 B1.



# CAMWEAR® COLANDER PANS

- Rinse, drain and store all in one pan.
- Liquids drain easily into the food pan below for enhanced food quality and reduced handling.
- Colanders simply lift out of the food pan for safe and quick disposal of liquids.
- Ideal for prepped produce, storing seafood on ice, and defrosting and storing meats and poultry.
- Camwear flat covers, covers with handles and notched covers with handles fit on pans with colanders.

Colander Pans are covered by U.S. Patent D 569,169 S.



Drain hole dimension: 6 mm

13CLRCW with 14CW Food Pan



Rinse



Drain



Store

CONFIGURATIONS	PAN CODE	COLANDER DEPTH	FITS CAMWEAR PAN DEPTH*
GN 1/1 32,5 x 53 cm	13CLRCW	7,6 cm	10 cm
	15CLRCW	12,7	15
GN 1/2 26,5 x 32,5 cm	23CLRCW	7,6	10
	25CLRCW	12,7	15
GN 1/3 17,6 x 32,5 cm	33CLRCW	7,6	10
	35CLRCW	12,7	15
GN 1/6 16,2 x 17,6 cm	63CLRCW	7,6	10
	65CLRCW	12,7	15

Case Pack for all Pans: 6 Lids listed on previous page. \*Fits this pan depth & deeper.





# GASTRONORM HIGH HEAT H-PANS™

Reduce handling and save expense with one pan that can go from prep to cooler to oven to steam table. H-Pans are designed to Gastronorm GN specifications. Unlike metal pans, H-Pans are safe for use in heating and holding applications. Ideal for heated carts, steam tables and chafing dishes. H-Pans have both standard and metric graduation markings to promote easy inventory management.

**Colors:** Amber (150), Black (110).  
H-Pans are made of FDA approved materials and are designed to CEN Gastronorm Standard EN 631-1. Amber color may vary.  
Microwave safe.



Uniform 1,27 cm flange ensures a smooth fit in prep tables and food bars.

Cool to the touch for easy handling.

Pans stack neatly, without wedging or sticking.

Great for flash freezing and reheating.

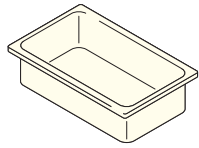
Non-stick smooth interior surface increases yields and promotes easy cleaning.

Made from FDA approved material that withstands temperatures from -40° to 190°C.

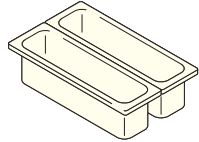


# GASTRONORM HIGH HEAT H-PANS™

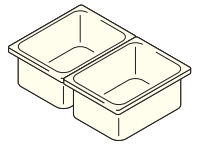
## SIZES & ORDERING INFORMATION



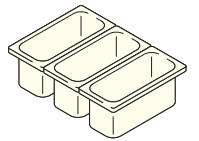
CONFIGURATIONS	PAN CODE	PAN DEPTH	APPROXIMATE CAPACITY
GN 1/1 32,5 x 53 cm	12HP	6,5 cm	8,5 L
	14HP	10	13
	16HP	15	19,5
	10HPD	—	Drain shelf



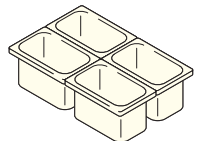
GN 1/2 Long 16,2 x 53 cm	22LPHP	6,5	3
	24LPHP	10	5
	20LPHPD	—	Drain shelf



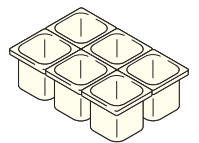
GN 1/2 26,5 x 32,5 cm	22HP	6,5	3,9
	24HP	10	5,9
	26HP	15	8,9
	20HPD	—	Drain shelf



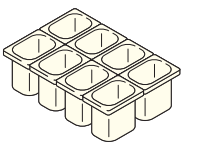
GN 1/3 17,6 x 32,5 cm	32HP	6,5	2,4
	34HP	10	3,6
	36HP	15	5,3
	30HPD	—	Drain shelf



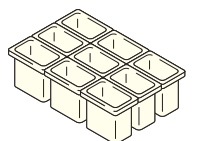
GN 1/4 16,2 x 26,5 cm	42HP	6,5	1,7
	44HP	10	2,5
	46HP	15	3,7
	40HPD	—	Drain shelf



GN 1/6 16,2 x 17,6 cm	62HP	6,5	1
	64HP	10	1,5
	66HP	15	2,2
	60HPD	—	Drain shelf



GN 1/8 16,12 x 13,17 cm	82HP	6,5	0,7
	84HP	10	1
	86HP	15	1,5
	80HPD	—	Drain shelf



GN 1/9 10,8 x 17,6 cm	92HP	6,5	0,57
	94HP	10	0,85
	96PHP	15	1,4
	90HPD	—	Drain shelf

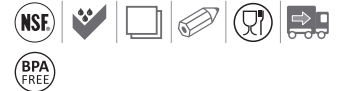
Case Pack: 6

Colors: Amber (150), Black (110).  
Drain Shelf Color: Amber (150).

H-Pans are made of FDA approved materials and are designed to CEN Gastronorm Standard EN 631-1. Amber color may vary.

Personalization available on non-food contact areas only. See cresting section for information and ordering.

Microwave safe.



### Drain Shelf

- Supports product and promotes drainage.
- Available to fit all food pan sizes.



86HP  
Shown with Optional Drain Shelf.

# LIDS FOR GASTRONORM H-PAN™ FOOD PANS AND ORDERING INFORMATION



## Flat Cover

Available in all pan sizes.



FITS PANS	LID CODE	DESCRIPTION
GN 1/1 32,5 x 53 cm	10HPC*	Flat cover
	10HPCH*	Cover with handle
	10HPCHN*	Notched cover w/handle

GN 1/2 Long 16,2 x 53 cm	20LPHPC	Flat cover
-----------------------------	---------	------------

## Cover with Handle

Deep molded handle gives secure grip.



GN 1/2 26,5 x 32,5 cm	20HPC*	Flat cover
	20HPCH*	Cover with handle
	20HPCHN*	Notched cover w/handle
	20HPL	FlipLid
	20HPLN	Notched FlipLid

## Notched Cover with Handle

Easy access for ladles or spoons.



GN 1/3 17,6 x 32,5 cm	30HPC*	Flat cover
	30HPCH*	Cover with handle
	30HPCHN*	Notched cover w/handle
	30HPL	FlipLid
	30HPLN	Notched FlipLid

GN 1/4 16,2 x 26,5 cm	40HPC	Flat cover
	40HPCH	Cover with handle
	40HPCHN	Notched cover w/handle

## FlipLid®

Flip up lid to easily access contents. Food can be held without getting dried out, increasing yields.



GN 1/6 16,2 x 17,6 cm	60HPC*	Flat cover
	60HPCH*	Cover with handle
	60HPCHN*	Notched cover w/handle
	60HPL	FlipLid
	60HPLN	Notched FlipLid

GN 1/8 16,12 x 13,17 cm	80HPC	Flat cover
	80HPCH	Cover with handle
	80HPCHN	Notched cover w/handle

## Notched FlipLid®

Flip Lid with notch to rest spoon in contents with lid closed.



GN 1/9 10,8 x 17,6 cm	90HPC*	Flat cover
--------------------------	--------	------------

**Case pack: 6** \*Includes peg hole.

**Color:** Amber (150).

**Amber color may vary.**

FlipLids are covered by U.S. Patent D 420,849, D 422,838, D 427,012 & D 6,273,288 B1.

Microwave safe.





# H-PAN™ HIGH HEAT COLANDER PANS

- Colanders drain liquids and grease away from hot foods, improving food quality.
- Ideal for reheating in microwaves and holding applications such as steam tables and buffet lines.
- Reduces handling and improves food safety.
- H-Pan High Heat Flat Covers, Covers with Handles and Notched Covers with Handles fit on pans with colanders.



**Microwave/Steam**



**Hold Hot Foods**



**Drain**

CONFIGURATIONS	PAN CODE	COLANDER DEPTH	FITS H-PAN DEPTH*
GN 1/1 32,5 x 53 cm	13CLRHP	7,6 cm	10 cm
	15CLRHP	12,7	15
GN 1/2 26,5 x 32,5 cm	23CLRHP	7,6	10
	25CLRHP	12,7	15
GN 1/3 17,6 x 32,5 cm	33CLRHP	7,6	10
	35CLRHP	12,7	15
GN 1/6 16,2 x 17,6 cm	63CLRHP	7,6	10
	65CLRHP	12,7	15

**Case Pack for all Pans: 6** \*Fits this pan depth & deeper. Lids listed on previous page.

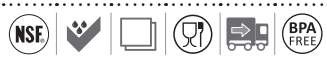


# HIGH HEAT H-PAN™ WITH HANDLE(S)



- Flat base to maximize contact with heating element.
- High Heat Material withstands temperatures from -40° to 190°C.
- Fits all leading manufacturer's hot holding bins, including single-sided and pass-through models.
- Reinforced textured handle design with finger grip feature for a secure grasp.
- Handle designed with drain holes to avoid water build-up after warewashing process.
- Two handles allow employees to reach the pan from either side of the unit for safe handling.
- Can be used with high heat lids and drain shelves.

Color: Amber (150).



32HP2H



32HP1H

CONFIGURATIONS	PAN CODE	DESCRIPTION	PAN DEPTH
1/3 17,6 x 32,5 cm	32HP1H	Single Handle	6,5 cm
	32HP2H	Double Handle	6,5
Case Pack: 6			

High Heat Flat Cover,  
Cover with Handle and  
Notched Cover with Handle  
fit on pan.

Full size 6,5 cm deep food pan  
with handles fits all leading  
manufacturers' hot holding bins.



12HPH

CONFIGURATIONS	PAN CODE	PAN DEPTH	APPROX. CAPACITY
1/1 32,5 x 53 cm	12HPH	6,5 cm	8,42 L
Case Pack: 6 Color: Amber (150). Lids listed on previous page.			

# TRANSLUCENT POLYPROPYLENE GASTRONORM FOOD PANS

- An economical choice for storing food.
- Translucent polypropylene material provides content visibility and high chemical resistance.
- Withstands temperature ranges from -40° to 70°C.
- Meets Gastronorm GN food pan specifications EN-631-1.
- Non-stick smooth interior surface promotes easy cleaning.

**Color:** Translucent (190).

Graduation marks and capacities are approximate.

Translucent food pans are made of FDA approved materials.

Translucent food pans interstack with other Cambro food pans.

Translucent pans are not designed for steam table use.



Ideal for transporting in Cambro top loading carriers. (UPC100, UPCS140, 100MPC, UPC140, UPCS160, 240MPC, UPC160, EPP160SW, EPP180SW, EPP260SW, EPP280SW)



Seal covers protect food quality while eliminating the expense of plastic wrap.



Uniform 1,27 cm flange width ensures the right fit in prep tables and food bars.



Use Cambro StoreSafe® food rotation labels on translucent food pans to manage inventory and reduce waste.

## POLYPROPYLENE GASTRONORM COLANDER PANS

- Rinse, drain and store all in one pan.
- Liquids drain easily into the food pan below for enhanced food quality and reduced handling.
- Translucent Cover w/Handle and Notched Cover with Handle fit on pans with colanders.
- Drain hole diameter is approximately 6 mm.

**Color:** Translucent (190).

Translucent food pans are made of FDA approved materials.

Translucent colander pans are made of FDA approved materials.

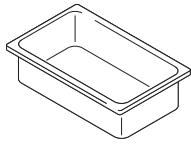


CONFIGURATIONS	PAN CODE	COLANDER DEPTH	FITS POLYPROPYLENE PAN DEPTH*
GN 1/3 17,6 x 32,5 cm	33CLRPP	7,6 cm	10 cm
	35CLRPP	12,7	15
GN 1/6 16,2 x 17,6 cm	63CLRPP	7,6	10
	65CLRPP	12,7	15

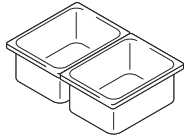
**Case Pack for all Pans:** 6 \*Fits this pan depth & deeper.  
Lids listed on following page.



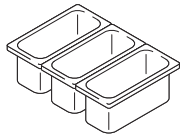
# TRANSLUCENT FOOD PANS



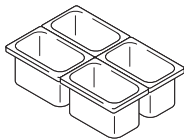
CONFIGURATIONS	PAN CODE	PAN DEPTH	APPROXIMATE CAPACITY
GN 1/1 32,5 x 53 cm	12PP*	6,5 cm	8,5 L
	14PP	10	13
	16PP	15	19,5
	18PP*	20	25,6
	10PPD	—	Drain shelf



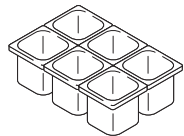
22PP*	6,5	3
24PP	10	5,9
26PP	15	8,9
28PP*	20	11,7
20PPD	—	Drain shelf



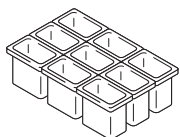
GN 1/3 17,6 x 32,5 cm	32PP	6,5	2,4
	34PP	10	3,6
	36PP	15	5,3
	38PP*	20	6,9
	30PPD	—	Drain shelf



GN 1/4 16,2 x 26,5 cm	42PP	6,5	1,7
	44PP	10	2,5
	46PP	15	3,7
	40PPD	—	Drain shelf



GN 1/6 16,2 x 17,6 cm	62PP	6,5	1
	64PP	10	1,5
	66PP	15	2,2
	60PPD	—	Drain shelf



GN 1/9 10,8 x 17,6 cm	92PP	6,5	0,57
	94PP	10	0,85
	90PPD	—	Drain shelf

**Case Pack:** 6 \*Only available from Cambro European Logistics (CEL), Germany and Cambro Özyay Turkey.

**Color:** Translucent (190).

All Translucent Gastronorm Food Pans are made of FDA approved materials.

All polypropylene GN Food Pans are designed to CEN Gastronorm Standard EN 631-1.



## Drain Shelves

- Keeps products out of liquids and promotes drainage.
- Available for all pan sizes.



# TRANSLUCENT FOOD PAN LIDS

## Seal Cover

Designed to fit Camwear® and translucent food pans, Seal Covers feature an inner seal that provides superior spill resistance and extends shelf life up to 3 days. Available for all food pan sizes.



FITS PAN	LID CODE	DESCRIPTION
GN 1/1 32,5 x 53 cm	10PPCH	Cover with handle
	10PPCWSC	Seal cover

GN 1/2 26,5 x 32,5 cm	20PPCH	Cover with handle
	20PPCWSC	Seal cover

## Cover with Handle

Deep molded handle gives secure grip. Available for all food pan sizes except 1/9.



GN 1/3 (17,6 x 32,5 cm)	30PPCH	Cover with handle
	30PPCHN	Notched cover w/handle
	30PPCWSC	Seal cover

GN 1/4 16,2 x 26,5 cm	40PPCH	Cover with handle
	40PPCWSC	Seal cover

## Notched Cover with Handle

Easy access for ladles or spoons. Available for 1/3 and 1/6 food pans.



GN 1/6 16,2 x 17,6 cm	60PPCH	Cover with handle
	60PPCHN	Notched cover w/handle
	60PPCWSC	Seal cover

## Flat Cover

Only available for 1/9 food pans.



GN 1/9 10,8 x 17,6 cm	90PPC	Flat cover
	90PPCWSC	Seal cover

**Case Pack: 6**

**Color:** Translucent (190).

.....  
All Translucent Gastronorm Food Pan lids are made of FDA approved materials.  
.....

All polypropylene GN Food Pans are designed to CEN Gastronorm Standard EN 631-1.  
.....



# COLDVEST® GASTRONORM FOOD PANS, CROCKS, COVERS & PUMPS



- Keeps contents chilled at or below HACCP guidelines of 4°C without the use of messy ice.
- Freeze upside down for eight hours or overnight before filling with pre-chilled product.
- Half and third-size pans hold contents cold for up to eight hours. Sixth size pans and crocks hold contents cold for up to six hours.
- Conforms to Gastronorm exterior dimensions to fit standard food bars or make tables.
- Stackable to save space when freezing and storing.
- Can be used for direct food contact with all types of food products.

**Colors:** Black (110), White (148).

**Flat Cover Color:** Clear (135).

**Seal Cover Color:** White (148).

**Pump with Cover Color:** Clear (135).

Suggested holding times are based on tests with ambient room conditions of up to 23°C.

ColdFest is covered under U.S. Patent D 419,364.

\*Pumps and round covers not NSF listed.

All ColdFest GN Food Pans are designed to CEN Gastronorm Standard EN 631-1.



Ideal for use with Cambro Versa Food Bars® to keep perishable items chilled.

## Pans / Crock



CODE	26CF‡	36CF‡	66CF‡	CFR18‡
CONFIGURATIONS	GN 1/2 – 26,5 x 32,5 cm	GN 1/3 – 17,6 x 32,5 cm	GN 1/6 – 16,2 x 17,6 cm	ø 17,3 cm
DEPTH	15 cm	15 cm	15 cm	17 cm
APPROX. CAPACITY	6 L	3,5 L	1,4 L	1,6 L

Case Pack: 1



ColdFest Food Pans are made with high-impact resistant ABS shells and non-toxic refrigerant gel cores.

## Covers



CODE	20CFC	30CFC	60CFC	CFRC18*	CFRSC18
DESCRIPTION	Flat cover	Flat cover	Flat cover	Flat cover	Seal cover
FITS COLDVEST	GN 1/2	GN 1/3	GN 1/6	Crock	Crock

Case Pack: 2

## Pumps with Clear Covers



CODE	CFPSRC10*	CFPMRC10*	CFPFRC10*
DESCRIPTION	Standard pump for 29,5 mL portions	Maxi pump for chunky condiments	Fixed nozzle pump for controlled dispensing
DIMENSIONS W x D x H	18,4 x 22,8 x 28,5 cm	18,4 x 26 x 31,4 cm	18,4 x 29,5 x 29,8 cm

Case Pack: 1





# PIZZA DOUGH BOXES



DB18263P

## Polypropylene

- Ideal for storing, transporting, proofing and cooling dough.
- Lightweight, durable, and break resistant.
- Chemical resistant won't absorb odors and is easy to clean.
- Boxes nest tightly together to keep out dirt and contaminants, extending product freshness.

- Each box acts as a tight lid for the box below, reducing the need and expense of covers.
- Withstands temperatures from -40° to 70°C.
- Cover can be used as an 46 x 66 cm tray.
- Available in 7,6 cm depth only.

**Color:** White (148).

Camwear & Polypropylene dough boxes do not inter stack.

**CD1826PDB Color:** Coffee Beige (157), Brown(131), Black (110), Slate Blue (401), Grey (180).

\*Polypropylene dough boxes are safe for use in high temperature dishwashers.

**Camdolly Caster:** 12,7 cm Casters: 2 fixed, 2 swivel, 1 with brake.



CD1826PDB  
Weight Capacity: 136 kg



## Camwear®

- Prevents crusting to increase the storage life of dough.
- Virtually unbreakable Camwear construction is reinforced on all sides.
- Boxes won't bend or lose their shape.

- Withstands temperatures from -40° to 99°C.
- Available in 7,62 and 15,24 cm depths.



DB18266CW

DB18263CW

CODE	OUTSIDE DIMENSIONS	INSIDE DIMENSIONS
<b>Polypropylene Pizza Dough Box</b>		
DB18263P†	46 x 66 x 7,6 cm	40,6 x 60,9 cm
<b>Polypropylene Cover</b>		
DBC1826P†	46 x 66	—
<b>Camwear Pizza Dough Boxes</b>		
DB18263CW	46 x 66 x 7,6	40,6 x 60,9
DB18266CW	46 x 66 x 15,3	40,6 x 60,9
<b>Camwear Cover</b>		
DBC1826CW	46 x 66	—

**Case Pack:** 6 **Color:** White (148).

## Camdolly® For Pizza Dough Boxes

CD1826PDB\*\* 50,5 x 71 x 26 44,5 x 64,5

**Case Pack:** 1 \*\*Optional straps (400STP or UTHSTP) sold separately.

# INGREDIENT BINS AND CAMWEAR® DRY SCOOPS



## Ingredient Bins

- Store bulk dry ingredients such as flour and grain.
- Hygienic clear sliding lid reduces handling and allows for quick content identification.
- Bin made of FDA-accepted material so no liners are needed.
- Designed to fit under standard work tables.

7,6 cm Casters: 2 rear fixed, 2 front swivel.

Color: White (148).

Scoops sold separately.



IBS20



IBS27



IBS37



IBSF27



IB32



IB36



IB44

CODE	DIMENSIONS W x L x H	LIQUID CAPACITY	LID TYPE	DRY CAPACITY (SUGAR)	DRY CAPACITY (FLOUR)
IBS20	33 x 75 x 71 cm	81 L	Two Piece Sliding Lid	77 kg	63 kg
IBS27	42 x 75 x 71	102	Two Piece Sliding Lid	103	68
IBS37	55 x 75 x 71	140	Two Piece Sliding Lid	143	102
IBSF27	33 x 76,5 x 72,5	102	Two Piece Sliding Lid	98	68
IB32	56 x 61 x 58,5	121	Single Flat Lid	98	73
IB36	39 x 75 x 74	129	Single Flat Lid	114	82
IB44	47 x 75 x 74	161	Single Flat Lid	145	104

Case Pack: 1

## Camwear Dry Scoops

- Virtually unbreakable Camwear will not dent, chip or rust.
- Molded-in sure grip handle includes a hole for hanging.
- Ideal for use with Cambro Ice Caddies and Ingredient Bins.

Color: Clear (135).

Personalization not available.



CODE	APPROX. CAPACITY	CASE PACK
SCP6CW	170 g	12
SCP12CW	340	12
SCP24CW	680	12
SCP64CW	1814	6

# SOAK AND BRINE TANK AND CAMCRISPER®




## Soak and Brine Tank

- Designed for complete submersion of meats or poultry in brining solution for enhanced moisture retention, texture and flavor.
- Can also be used as a pre-soak tank for smallwares and dishes in sanitation solution to help reduce labor in pre-scrubbing.
- Clear sliding lid always stays on to help reduce the risk of cross-contamination.
- Withstands temperatures from -40° to 70°C.

**7,6 cm Casters:** 2 rear fixed, 2 front swivel.

**Colors:** White (148), Yellow (229).  
**Cover Color:** Clear (135).

Some assembly required.



Maneuverable drain elbow can be positioned in any direction as needed. Use with or without drain hose based on available access to floor drain.

Tank drains easily in 4 minutes when completely full and features an easy to turn 45° ball valve.

Maneuverable drain elbow and clear hose allow drainage even with hard to access drains.

CODE	DIMENSIONS W x L x H	CAPACITY	CUBIC METER
IBSD37	54,6 x 74,9 x 71,7 cm	140 L	0,14

Case Pack: 1

## Camcrisper

- A self-contained system for brining or storing, washing and transporting bulk produce.
- Prevents cross contamination and minimizes unnecessary handling.
- Transfer dry produce out of cartons into bin, cover and roll into cooler for safe storage.
- Wash and rinse produce for easy and safe prep.

**7,6 cm Casters:** 2 rear fixed, 2 front swivel.

**Color:** White (148).  
**Cover Color:** Clear (135).



CODE	DIMENSIONS W x L x H	CAPACITY	CUBIC METER	LOAD CAPACITY
CC32	56 x 61 x 58,5 cm	121 L	0,123	24 lettuce heads (unfinished) 42 lettuce heads (finished)

Case Pack: 1



# HIGH HEAT MEASURING CUPS AND CAMWEAR® MEASURING CUPS



## High Heat Measuring Cups and Cover

- Use to heat liquids or sauces in the microwave, collect hot water from a dispenser, fill steam tables or chafing dishes or rehydrate food products.
- Withstands temperatures ranging from -40° to 190°C.
- Will not crack or shatter from regular use with hot liquids/ ingredients.
- Molded-in standard and metric graduations ensure accuracy and will hold up to the rigors of foodservice.

- Molded-in handle is positioned for both comfort and safety, and stays cool to the touch out of the microwave or oven.
- Optional Splatter-Proof Cover fits both 2 and 4 L measuring cups.

Color: Amber (150).



Cups shown with Optional Universal Cover.

CODE	DESCRIPTION	DIMENSIONS W x H
200MCH	2 L Measuring Cup	16,2 x 19,4 cm
400MCH	4 L Measuring Cup	26,4 x 19,4
MCCH	Universal Cover (fits both cups)	18,9 x 2,4

Case Pack: 1

## Camwear Liquid Measuring Cups

- Externally marked graduations are molded in and imprinted in red for American standard and blue for metric for easy measurement.
- Durable, virtually unbreakable Camwear will not dent, ensuring an accurate measurement every time.
- Molded-in handle will not break off.

Color: Clear (135).

Personalization available on non-food contact areas only. See cresting section for information and ordering.



Graduations are molded-in and imprinted in Blue for metric and Red for standard American measurements.

CODE	CAPACITY	CASE PACK
25MCCW	225 mL (dry measure)	12
50MCCW	0,5 L	12
100MCCW	1	12
200MCCW	2	12
400MCCW	4	1

# TABLE SERVICE





# CAMWEAR® DINNERWARE

**5** 5 YEAR PRORATED  
GUARANTEE AGAINST  
BREAKAGE

- Durable Camwear resists stains, odors and scratches.
- Textured surface on salad and dinner plates for long wear.
- Ideal for schools, cafeterias, day care centers and healthcare facilities.
- Mug and stacking cup can be personalized.

Not recommended for microwave use.





## Oval Platters & Compartment Plates



CODE	90SPCW	120CWP	93CW	HK93BCW
DIAMETER	22,9 x H 4 cm	30,5 x 22,9 cm	22,9 cm	24,1 cm
DESCRIPTION	Round, soup bowl	Oval, narrow rim	Narrow rim	Narrow rim
CASE PACK	48	24	48	12

\*HK93BCW is available in Beige (133). Not recommended for microwave use.

## Plates



CODE	10CWNR	9CWNR	825CWNR	725CWNR	65CWNR	55CWNR
DIAMETER	25,4 cm	22,9 cm	21 cm	18,4 cm	16,5 cm	14 cm
DESCRIPTION	Narrow rim	Narrow rim	Narrow rim	Narrow rim	Narrow rim	Narrow rim
CASE PACK	48	48	48	48	48	48

Not recommended for microwave use.

## Bowls



CODE	10CW*	10CWL	35CW	45CW	50CW	60CW	100CW	150CW
APPROX. CAPACITY	278 mL	—	252 mL	150 mL	452 mL	322 mL	370 mL	494 mL
DESCRIPTION	Square bowl	Lid for 10CW bowl	Bouillon	Fruit cup	Nappie bowl	Grapefruit bowl	Nappie bowl	Square bowl
CASE PACK	48	48	48	48	48	48	48	48
SHAPE	Square	Square	Round	Round	Round	Round	Round	Top/round bottom/square
OUTSIDE DIAMETER	10,2 x 10,2 cm	—	9,8 cm	11,7 cm	13,3 cm	15,2 cm	12,5 cm	Top: 13,3 cm Bottom: 6,4 x 6,4 cm
HEIGHT	4,8 cm	2,2 cm	5,4 cm	3,3 cm	5,4 cm	4 cm	4,3 cm	5,7 cm

Not recommended for microwave use. Optional lid available.

## Mug & Cup



CODE	75CW	96CW
APPROX. CAPACITY	239 mL	288 mL
DESCRIPTION	Stacking cup	Mug
CASE PACK	48	48
MAX DIA./HEIGHT	10,3* cm / 8 cm	10,6* cm / 9,5 cm
FULL SIZE CAMRACK®	16C414	16C414

\*Maximum diameter includes handles.

Not recommended for microwave use.

## Heat Keepers



CODE	HK93CW	HK39
DESCRIPTION	3 compartment base and cover	Heat keeper base and cover for 22,9 cm plate
CASE PACK	6	6

HK93CW is available in Beige (133).

HK39 is available in Antique White (148).

Not recommended for microwave use.



HK93PMC  
Camcarrier® for HK93CW available by special request. Call Cambro Customer Service for more information.

## VERSA CAMCOVERS®

Serve hot food hot with the Versa Camcover, an elegant and efficient alternative to traditional metal covers.

- Microwave safe plate covers withstands temperatures up to 149°C\*.
- Covers remain cool to the touch for easy handling.
- Lighter and quieter than metal covers.
- Elegant appearance without polishing.
- Keeps food warm longer than metal covers.

- Available in a variety of sizes in round and square.
- Made of fiberglass material.

**Colors:** Ivory (380), Granite Gray (191), Antique Parchment (101).

\*Can be used in heated carts.

Microwave safe.

For help selecting the correct size plate cover, refer to the Camcover Sizing Guide on our website at [www.cambro.com](http://www.cambro.com). Or, send one of your plates to Cambro Customer Service for sizing.



CODE	INSIDE DIAMETER	OUTSIDE HEIGHT	CASE PACK
<b>Square</b>			
85SFVS	20,91 cm	7 cm	12
978SFVS	25,4	7	12
<b>Round</b>			
68VS	16,5	5,6	12
86VS	21	6,7	12
91VS	23,2	6,8	12
913VS	24,9	6,8	12
95VS	23,7	6,8	12
99VS	24,3	6,7	12
911VS	24,6	7	12
100VS	25,4	6,8	12
103VS	25,9	6,8	12
105VS	26,2	6,8	12
106VS	26,4	7,2	12
1010VS	27	6,8	12
1012VS	27,3	6,8	12
1014VS	27,6	6,8	12
116VS	28,9	8,1	12
120VS	30,5	7,3	12
124VS	31,1	7,3	12



## CAMWEAR® CAMCOVERS®

- Food stays hot and appetizing without re-heating.
- Ideal for use in heated carts up to 99°C\*.
- Made of durable Camwear, will not dent or scratch.
- Lightweight for quiet service.
- Saves on labor with no polishing required.

**Colors:** Clear (152), Amber (153), Beige (133), Silver (486).

**MDCPC9CW Colors:** Clear (135), Amber (153), Beige (133), Silver (486).

For help selecting the correct size plate cover, refer to the Camcover Sizing Guide on our website at [www.cambro.com](http://www.cambro.com). Or, send one of your plates to Cambro Customer Service for sizing.

\*Not recommended for microwave use.



CODE	INSIDE DIAMETER	OUTSIDE HEIGHT	CASE PACK
<b>Camwear Camcovers</b>			
806CW	21,4 cm	6,8 cm	12
900CW	23,2	7	12
901CW	23,7	7,2	12
905CW	24,1	7,2	12
909CW	24,8	7	12
9011CW	25,4	7,3	12
9013CW	25,4	7	12
1000CW	25,9	6,8	12
1005CW	26,8	7,2	12
1007CW	27	7	12
1013CW	27,5	6,8	12
1101CW	27,9	6,8	12
1202CW	30,8	7	12
<b>Camwear Low Profile Camcovers</b>			
MDCPC9CW	23,2	5	12

## PROMOTE YOUR BRAND – PERSONALIZED TABLE SERVICE AND FOOD STORAGE PRODUCTS

Personalize tumblers, barware, pitchers, decanters and dinnerware to promote a brand, business or enhance customer satisfaction. Use to identify inventory for multiple service locations. Personalize food storage products to identify contents, add fill lines with recipe instructions to ensure product quality and consistency. Personalized product orders are full case quantities only, no broken cartons.



Look for this icon that identifies items that can be personalized.

### PAD PRINT PERSONALIZATION

- One color. Two color available for table service products only.
- Choose from 12 standard imprint colors.
- Print area is 6 mm to 10 cm, based on printable area specific to product. Order minimum 72 each.

### PERSONALIZATION CHARGES

- Custom Personalization Plate Charge
- \*\*\* Net (one-time charge, billed on first purchase order)
- Set Up Charge  
\*\*\* Net per order
- Color Imprint Charge  
\*\*\* Net per side, per color

### HOW TO ORDER A SAMPLE

#### 1. Request a Sample

Contact your local Cambro representative to complete and submit your sample request to Cambro. Form **MUST BE** submitted with artwork.

#### 2. Artwork

Must be ready to use, digital format only. Email to Cambro Representative or to Cambro at [letsgetpersonal@cambro.com](mailto:letsgetpersonal@cambro.com). Title email subject with logo name. Provide contact info. If artwork is incomplete, graphic services are available for \*\*\* per hour. File Dimensions: 100% reproduction size, 300 dpi resolution. File Type: Adobe® Illustrator®, Photoshop®. File Format: jpeg, tiff, eps

#### 3. Sample Turnaround

7 – 10 business days from approval of artwork.

#### 4. Sample Approval

Approval form included with each sample. Form must be completed and faxed to Cambro prior to processing purchase order.

#### 5. Sample Charge (net)

\*\*\* per sample (charge billed on sample order, credited back on first purchase order).

#### 6. Questions

Contact Kristie Patterson at 714-230-4125 direct, 800-854-7631 Ext. 4125 or email [kpatterson@cambro.com](mailto:kpatterson@cambro.com).

\*\*\*Contact your Cambro representative for pricing.



### CHOOSE ONE OR TWO STANDARD IMPRINT COLORS

Due to the catalog printing process, the colors shown may not be exact.



Red



Yellow



Light  
Blue



Dark  
Blue



Green



Orange



Violet



Black



White



Grey



Gold



Silver



# CAMWEAR® PITCHERS

- Lightweight for easy handling.
- Exclusive ice-control contoured lip and pour spout reduce spills.
- Slotted base allows for complete and sanitary drying.

**Color:** Clear (135). P600CW is also available in Amber (153).

Capacities calculated to rim.

Personalization available. See cresting section for information, ordering and pricing.

PC34CW Stackable Pitcher is covered by the following U.S. Patent D 682,002 S.



## P320CW, P480CW and P600CW

An industry standard. Broad base for stability, prevents tipping.



### P320CW

**CAPACITY:** 0,95 L

**HEIGHT WITH SPOUT:** 17 cm

**DIAMETER WITH HANDLE:** 14,5 cm

**Case Pack:** 6



### P480CW

**CAPACITY:** 1,4 L

**HEIGHT WITH SPOUT:** 20 cm

**DIAMETER WITH HANDLE:** 16 cm

**Case Pack:** 6



### P600CW

**CAPACITY:** 1,8 L

**HEIGHT WITH SPOUT:** 20,5 cm

**DIAMETER WITH HANDLE:** 17 cm

**Case Pack:** 6



### P60CW

**CAPACITY:** 1,8 L

**HEIGHT WITH SPOUT:** 23 cm

**DIAMETER WITH HANDLE:** 18,5 cm

**Case Pack:** 6



### PL60CW

**CAPACITY:** 1,8 L

**HEIGHT WITH SPOUT:** 20 cm

**DIAMETER WITH HANDLE:** 17 cm

**Case Pack:** 6

## PL60CW

Laguna® pitcher with hammered texture that hides scratches. Pour liquids from front or ice and liquid from sides. Matching tumblers available.

## PE600CW

Economy and lightweight design. Pour liquids from front or ice and liquid from sides.



### PE600CW

**CAPACITY:** 1,8 L

**HEIGHT WITH SPOUT:** 20 cm

**DIAMETER WITH HANDLE:** 18,7 cm

**Case Pack:** 6

## P64CW

Tapered design and drip-proof spout.



### P64CW

**CAPACITY:** 1,9 L

**HEIGHT WITH SPOUT:** 23,5 cm

**DIAMETER WITH HANDLE:** 18,5 cm

**Case Pack:** 6

## PC64CW

Three position lid can strain ice, free pour or close to protect contents.



### PC64CW

**CAPACITY:** 1,9 L

**HEIGHT WITH SPOUT:** 24,8 cm with lid

**DIAMETER WITH HANDLE:** 18,5 cm

**Case Pack:** 6

## PC34CW

Stackable pitchers and lid with frosted design to hide scratches.



### PC34CW

**CAPACITY:** 1 L

**HEIGHT WITH SPOUT:** 19 cm with lid

**DIAMETER WITH HANDLE:** 17 cm

**Case Pack:** 6

## P34CW

Stackable pitcher only.

## P34LCW

Stackable pitcher lid only.



### P34CW / P34LCW

**CAPACITY:** 1 L / —

**HEIGHT WITH SPOUT:** 16,8 cm / 5,1 cm

**DIAMETER WITH HANDLE:** 17 cm / 11,4 cm

**Case Pack:** 6

# CAMWEAR® ALISO® BARWARE, GOBLETS AND DESSERT GLASS

Aliso Barware replicates the look, heft and clarity of glass with durable Camwear. The smooth seamless appearance makes Aliso Barware a stylish choice for casual dining, outdoor events or for poolside service.

- Barware items have large, heavy bases for stability.
- Bases designed for fast draining and complete drying.
- Chill or frost barware without concerns of thermal shock damage.

**Color:** Clear (135).

Capacities calculated to rim.

Personalization available. See cresting section for information, ordering and pricing.



CODE	BWM10CW	BWW10CW	BWP14CW	BWB16CW	GB850CW	GB1200CW	DG3CW*
DESCRIPTION	Martini	Wine	Pilsner	Beer mug	Goblet	Goblet	Dessert glass
MAX DIAMETER	12,2 cm	7,5 cm	8,3 cm	12,1 cm	7 cm	7 cm	5,8 cm
MAX HEIGHT	17,5 cm	17,1 cm	24,3 cm	15,9 cm	15,9 cm	19,4 cm	7,7 cm
FULL SIZE CAMRACK®	9S638	25S638	25S958	16S638	36S534	36S738	49S318
CAPACITY TO RIM	310,5 mL	310,5 mL	458,4 mL	473 mL	266 mL	378 mL	100 mL
CASE PACK	12	24	24	12	24	24	72

\*Available for ordering in cases only. No broken cartons.



# TUMBLERS AND DISPOSABLE CAMLIDS®

- Reusable tumblers save operators the cost of replacing broken glass or disposable kids' cups while reducing waste.
- Reusable tumblers can be personalized with logos or exclusive designs to enhance branding.
- Ideal for fast-paced casual dining or outdoor events. Offers the look of glass without the risk.
- Prevent spills with tight fitting disposable Camlids.



## LIDO® – SAN TUMBLERS








- Easy to clean internal stacking ring promotes stable and space-efficient storage.
- Made of impact resistant SAN plastic that resists chips and breaks, minimizing replacement costs.

**Color:** Clear (152).  
**Disposable CamLid Color:** Translucent (190).  
 .....  
 Capacity is to the top fill-line.  
 .....  
 Lido Tumblers are covered by U.S. Patent D720,963 S.  
 .....



\*177 and 266 mL tumblers feature subtle graduation markings intended for use in healthcare operations.



							
<b>CODE</b>	<b>LDT5</b>	<b>LDT6</b>	<b>LDT9</b>	<b>LDT10</b>	<b>LDT12</b>	<b>LDT16</b>	<b>LDT22</b>
<b>FITS LID</b>	CLJ6	CLST6	CL900P	CLNT10	CLNT12	CLST9	CLSM8B5**
<b>DIAMETER</b>	5,9 cm	6,8 cm	8,1 cm	7,3 cm	7,6 cm	8,4 cm	8,9 cm
<b>HEIGHT</b>	9,4 cm	9,4 cm	9,4 cm	11,4 cm	12,5 cm	13,5 cm	16,8 cm
<b>FULL SIZE CAMRACK®</b>	49S318	36S318	25S318	36S418	30S434	25S534	20S638
<b>CAPACITY TO RIM</b>	150 mL	177 mL*	266 mL*	300 mL	355 mL	480 mL	650 mL
<b>CASE PACK TUMBLER / LID</b>	36 / 1,000	36 / 1,000	36 / 1,000	36 / 1,000	36 / 1,000	36 / 1,000	36 / 1,500

\*\*Excludes a cross-slot for straws.



# CAMWEAR® HUNTINGTON® & NEWPORT – SAN TUMBLERS

## Huntington Tumblers

- Feature the elegant look and feel of glass without the high replacement costs.
- Made of durable Camwear.
- Lightweight.
- Stacking lugs to prevent sticking.
- Three sided drain bottom for easy washing and drying.

Colors: Azure Blue (196), Clear (135).

Lid Color: Translucent (190).

Capacities calculated to rim.

Personalization available. See cresting section for information and ordering.

Withstands temperatures from -40° to 99°C.

\*Excludes a cross-slot for straws.



CODE	HT5CW	HT8CW	HT10CW	HT120CW	HT12CW	HT14CW	HT16CW	HT22CW
FITS LID	—	CLNT8	—	CLNT12	—	—	CLAM8B5*	CLSM8B5*
MAX DIAMETER	6 cm	6,8 cm	7,1 cm	7,6 cm	8,6 cm	8,3 cm	8,4 cm	8,9 cm
MAX HEIGHT	9 cm	11,3 cm	12,2 cm	12,8 cm	9,5 cm	12,4 cm	14 cm	17 cm
FULL SIZE CAMRACK®	49S318	36S418	36S434	25S434	25S418	25S434	25S534	25S638
CAPACITY TO RIM	148 mL	237 mL	296 mL	355 mL	355 mL	414 mL	473 mL	652 mL
CASE PACK TUMBLER / LID	36 / —	36 / 1,000	36 / —	36 / 1,000	36 / —	36 / —	36 / 1,500	36 / 1,500

## Newport Tumblers

- Fluted design features the upscale look of glass with the safety benefits and cost savings of plastic.
- Impact resistant SAN plastic resists chips and breaks.
- Stacking lugs prevent sticking.
- Sani-Rim lip provides a sanitary drinking surface.

Colors: Clear (152), Amber (153), Slate Blue (401).

Lid Color: Translucent (190).

Capacities calculated to rim.

Personalization available. See cresting section for information and ordering.

Withstands temperatures from -20° to 85°C.

\*Excludes a cross-slot for straws.



CODE	NT5	NT8	NT9	NT10	NT12	NT14	NT16	NT20
FITS LID	CLNT5	CLNT8	CLNT9	CLNT10	CLNT12	—	—	CLSM8B5*
MAX DIAMETER	6,4 cm	6,8 cm	8,3 cm	7,1 cm	7,6 cm	7,9 cm	8,3 cm	8,7 cm
MAX HEIGHT	9,4 cm	10,2 cm	8,4 cm	11,6 cm	13 cm	12,7 cm	14,6 cm	16,5 cm
FULL SIZE CAMRACK	36S318	36S418	25S318	36S434	25S434	25S434	25S534	25S638
CAPACITY TO RIM	189 mL	228 mL	275 mL	300 mL	373 mL	414 mL	485 mL	650 mL
CASE PACK TUMBLER / LID	36 / 1,500	36 / 1,000	36 / 1,000	36 / 1,000	36 / 1,000	36 / —	36 / —	36 / 1,500

# LAGUNA® – SAN & DEL MAR® TUMBLERS

## Laguna Tumblers

- Hammered texture hides water spots and scratches.
- Made of impact resistant SAN.
- Lightweight and easy to carry.

Colors: Clear (152), Spanish Green (427).  
Lid Color: Translucent (190).

Capacities calculated to rim.

Personalization available. See creasing section for information, ordering and pricing.

Withstands temperatures from -20° to 85°C.

\*Excludes a cross-slot for straws.



CODE	LT6	LT8	LT10	LT12	LT14	LT16	LT22
FITS LID	CLLT6	CLLT8	CLLT10	CLLT12	—	CLAM8B5*	—
MAX DIAMETER	6,3 cm	6,9 cm	7,4 cm	7,9 cm	8,3 cm	8,4 cm	9,3 cm
MAX HEIGHT	10,7 cm	10,9 cm	12,1 cm	12,7 cm	13,1 cm	14 cm	15,4 cm
FULL SIZE CAMRACK®	36S418	36S418	30S434	25S434	25S434	25S534	16S534
CAPACITY TO RIM	177,4 mL	236,6 mL	295,7 mL	354,9 mL	414 mL	473,2 mL	650,6 mL
CASE PACK TUMBLER / LID	36 / 1,500	36 / 2,000	36 / 1,000	36 / 1,000	36 / —	36 / 2,000	36 / —

## Del Mar Tumblers

- Crackled glass look features the lightweight handling of plastic.
- Thick sturdy base and rolled rim edge for added stability.
- Made of impact resistant SAN plastic.

Colors: Clear (152), Ruby Red (156), Sapphire Blue (608), Light Amber (609).  
Lid Color: Translucent (190).

Capacities calculated to rim.

Personalization available. See creasing section for information, ordering and pricing.

Del Mar Tumblers are covered by the following U.S. Patent D 478,778 S.

Withstands temperatures from -20° to 85°C.



CODE	D8	D12	D14	D16	D24
FITS LID	—	—	CLST9	—	—
MAX DIAMETER	6,7 cm	7,5 cm	8,3 cm	7,8 cm	8,7 cm
MAX HEIGHT	10,6 cm	12 cm	8,3 cm	15,1 cm	16,8 cm
FULL SIZE CAMRACK	36S418	25S434	25S318	25S534	25S638
CAPACITY TO RIM	237 mL	355 mL	414 mL	473 mL	710 mL
CASE PACK TUMBLER / LID	36 / —	36 / —	36 / 1,000	36 / —	36 / —

## COLORWARE – SAN TUMBLERS & COCA-COLA® TUMBLERS

- A classic value tumbler ideal for casual dining.
- Textured on the outside to resist scratching.
- Made of impact resistant SAN
- Interior stacking lugs for easy storing.
- Sani-Rim lip provides a sanitary drinking surface.

**Colors:** Slate Blue (401), Clear (152), Amber (153), Ruby Red (156).  
**Lid Color:** Translucent (190).

Capacities calculated to rim.

Personalization available. See cresting section for information and ordering.

Withstands temperatures from -20° to 85°C.



<b>CODE (72 PACK)</b>	<b>500P</b>	<b>800P</b>	<b>900P</b>	<b>950P</b>	<b>1200P</b>	<b>1600P</b>	<b>2000P</b>	<b>—</b>
<b>CODE (24 PACK)</b>	<b>500P2</b>	<b>800P2</b>	<b>900P2</b>	<b>950P2</b>	<b>1200P2</b>	<b>1600P2</b>	<b>2000P2</b>	<b>3200P2</b>
<b>FITS LID</b>	CLJ6	CL800P	CL900P	CL950P	—	—	—	—
<b>MAX DIAMETER</b>	5,7 cm	6,7 cm	8,1 cm	7 cm	7,5 cm	8 cm	8,6 cm	10 cm
<b>MAX HEIGHT</b>	9,2 cm	10,2 cm	8,25 cm	11,1 cm	13,2 cm	14,6 cm	16,5 cm	18,4 cm
<b>FULL SIZE CAMRACK®</b>	49S318	36S418	25S318	36S418	25S434	25S534	25S638	16S738
<b>CAPACITY TO RIM</b>	154 mL	231 mL	287 mL	290 mL	373 mL	485 mL	650 mL	976 mL
<b>P CODE-CASE PACK</b>	72	72	72	72	72	72	72	—
<b>P2 CODE-CASE PACK</b>	24	24	24	24	24	24	24	24
<b>LID CASE PACK</b>	1,000	1,000	1,000	1,000	—	—	—	—

### Coca-Cola® Tumblers

- Colorware Tumblers featuring the Coca-Cola trademark logo in White.
- Available only to Coca-Cola fountain customers for foodservice use.

**Color:** Clear (152).

Coca-Cola Logo is imprinted in white only.

These trademarked vessels may not be resold at retail and are available only for distribution to Coca-Cola Fountain customers for foodservice use.

Withstands temperatures from -20° to 85°C.



<b>CODE</b>	<b>20CC</b>	<b>32CC</b>
<b>MAX DIAMETER</b>	8,6 cm	10 cm
<b>MAX HEIGHT</b>	16,5 cm	18,4 cm
<b>FULL SIZE CAMRACK</b>	25S638	16S738
<b>CAPACITY TO RIM</b>	650 mL	976 mL
<b>CASE PACK</b>	72	24



# CAMWEAR® TUMBLERS AND CAMVIEW® CAMLITERS®

## Camwear Tumblers

- The look and feel of glass but made of durable Camwear.
- Textured exterior surface resists scratching.
- Smooth interior promotes easy cleaning.
- Designed with a Sani-Rim lip for sanitary drinking.

Color: Clear (152).  
Capacities calculated to rim.  
Personalization available. See cresting section for information and ordering.  
Withstands temperatures from -40° to 99°C.



CODE	500CW	800CW	850CW	950CW	1200CW	1600CW
FITS LID	—	—	—	CLNT10	—	CL900P
MAX DIAMETER	5,7 cm	6,7 cm	8,6 cm	7 cm	7,5 cm	7,9 cm
MAX HEIGHT	9,2 cm	10,2 cm	9,7 cm	11,1 cm	13,2 cm	14,6 cm
FULL SIZE CAMRACK®	49S318	36S418	25S418	36S418	36S434	25S534
CAPACITY TO RIM	160 mL	237 mL	269 mL (heavy wall)	284 mL	384 mL	503 mL
CASE PACK TUMBLER / LID	48 / —	48 / —	48 / —	48 / 1,000	48 / —	48 / 1,000

## CamView Camliter Beverage Decanters

- Ideal for serving beverages on buffet lines or table side.
- Spill-proof, snap tight flat lids included to protect content from cross contamination.
- Pour Spout Lid available to protect content while allowing free pour.
- Light-weight, dent and scratch resistant.
- Made of impact resistant material.
- NSF Listed- Camliter with Flat Lid.

Color: Clear (135).  
Lid Color: White (148).  
Personalization available. See cresting section for information and ordering.  
Withstands temperatures from -40° to 71°C.  
Lids not NSF listed.



CODE	CAPACITY	HEIGHT
Camliters complete with lids: (WW1000L, WW250L)		
WW1500	1,5 L	25,4 cm
WW1000	1	24,8
WW500	0,5	20
WW250	0,25	15,9
Lids		
WW1000LS	(lid w/pour spout for 1,5 L, 1 L, and 0,5 L)	
WW1000L	(lid for 1,5 L, 1 L and 0,5 L)	
WW250L	(lid for 0,25 L)	
Case Pack: 12 Pour Spout Lid must be ordered separately.		



# BEVERAGE DISPENSER, PAIL WITH BAIL & SWIRL BOWLS®

## 21 L Beverage Dispenser

- Perfect for mixing and serving concentrated beverages.
- Standard and metric graduations are printed on dispenser.
- Impact resistant polyethylene withstands temperatures from -40° to 70°C.

CODE	CAPACITY
DSPR6	21 L

Case Pack: 1

Color: White (148).

Personalization available. See cresting section for information and ordering.



DSPR6  
Capacity: 21 L

## Pail with Bail – Poly

- A large, multi-purpose, 21 L pail, ideal for mixing, storing and transporting.
- Durable polyethylene withstands temperatures from -40° to 70°C, and is stain resistant.
- Snap-tight, thumb tab cover sold separately.

CODE	CASE PACK
PWB22	6
RFSC12 (cover)	6

Color: White (148).



All graduations are approximate.

## Swirl Bowls

- Ideal for hot or cold side dishes, desserts, dips, or fruit.
- Fits on a plate or stacks in place on a buffet station.
- Available in durable Camwear® or break resistant SAN.

Colors:

SRB5CW and SRB13CW: Clear (135), Black (110), White (148).  
SRB5 and SRB13: Clear (152), Black (110), White (148).

Made of (P.E.T.) material.



CLSRB5  
Disposable  
lid not NSF.



Disposable  
lid available



SRB13CW

SRB5CW

CODE	CAPACITY	CASE PACK
<b>Camwear</b>		
SRB5CW	148 mL	24
SRB13CW	384	24
<b>SAN†</b>		
SRB5	148	24
SRB13	384	24
<b>Disposable Lid</b>		
CLSRB5	—	1,000

Disposable Lid Color: Clear (152).

# CAMWEAR® WINE BUCKETS, PUNCH BOWLS & BUD VASE

## Wine Buckets

- Chill and showcase wine or champagne.
- Tough Camwear won't crack or break and is easy to clean.

Color: Clear (135).

Personalization available. See cresting section for information and ordering.



CODE	DIMENSION DIA. x H
WC100CW	20,3 x 23,2 cm
WC100CWNH (w/o handles)	20,3 x 22,9

Case Pack: 1



WC100CW

## Pebbled Pedestal Punch Bowls

- Perfect for parties, weddings and receptions.
- Made of durable Camwear.
- Attractive pebbled exterior is scratch resistant and smooth interior is easy to clean.

Color: Pebbled (176).

Capacities are calculated to rim.

Personalization not available.



CODE	INSIDE DIAMETER	APPROX. CAPACITY	CASE PACK
PPB15	38,1 cm	10,6 L	1
PPB18	45,7	19,1	1
PPB23	58,4	37,8	1

## Bud Vase

- Ideal for dining rooms, cafeteria tables and patient or room service trays.
- Made of durable Camwear.
- Fill with a fresh rose bud or a colorful faux flower.

Colors: Black (110), Clear (135), White (148).



CODE	DESCRIPTION	CASE PACK
BV6CW	15,24 cm bud vase	12



Black (110)

Clear (135)

White (148)



# FOOD PRESENTATION



# DELI CROCKS & PLATTER

- Prep, store and serve all in one with contemporary style at an economical price.
- Crock and platter are made of SAN, making them impact, stain and chip resistant.
- Ideal for supermarket delis, sandwich shops, buffets and catered events.
- Handled covers are made of crystal clear, virtually unbreakable Camwear®.

**Crock and Platter Colors:** Clear (152), Black (110), White (148), Red (404).

**Crock Cover Color:** Clear (135).

Deli Crock is covered by the following U.S. Patents D 504,283 S, D 503,871 S & D 494,419 S. Scalloped Food Service Cover is covered by the following U.S. Patent D 509,705 S.

DCC5, DCC10 are NSF Component.



Prep, stack, store and serve all in one.



Interstacking saves storage space.



Avoid cross contamination and keep food fresh by using clear cover with handle.



Lid can be used as a riser to provide additional height on the buffet table or in a deli display case.



Cover doubles as a false bottom for presentation and to reduce waste.

## Crocks & Platter



CODE	DC5	DC10	DP15
DESCRIPTION	Crock	Crock	Platter
DIMENSIONS L x D x H	26 x 17,5 x 8 cm	33,5 x 26,5 x 8 cm	40 x 30,5 x 5,5 cm
APPROXIMATE CAPACITY	2 L	4,6 L	3,2 L

Case Pack: 6

## Covers



CODE	DCC5 fits DC5	DCC10 fits DC10
DIMENSIONS L x D x H	23,8 x 15 x 3,5 cm	31 x 24 x 3,5 cm
APPROXIMATE CAPACITY	0,85 L	1,9 L

Case Pack: 6





# SHOWFEST® DISPLAY BOWLS & TRAYS

- Showcase cold deli, buffet and salad bar items.
- Made from SAN for impact, stain, break & chip resistance.
- Variety of shapes & sizes to make the best use of display area.

Colors: Black (110).

Personalization not available.



## Scalloped Ovals



CODE	SFV1015
DIMENSIONS L x D x H	38 x 25,4 x 5 cm
APPROX. CAPACITY	2,8 L
Case Pack: 6	

## Scalloped Rectangles



CODE	SFR1012
DIMENSIONS L x D x H	31,8 x 25,4 x 7,6 cm
APPROX. CAPACITY	4,3 L
Case Pack: 6	



## Octagonals



CODE	SFG1012	SFG1015	SFG820	SFG1220
DIMENSIONS L x D x H	30,5 x 25,4 x 5 cm	38 x 25,4 x 5 cm	50,8 x 20,3 x 5 cm	50,8 x 30,5 x 5 cm
APPROX. CAPACITY	2,8 L	3,3 L	3,7 L	5,8 L
Case Pack: 6				



# CAMWEAR® BOWLS

## Round Pebbled Bowls

- Textured on the outside for an elegant look, smooth on the inside for easy cleaning.
- Made of virtually unbreakable Camwear for years of dependable service.
- Ideal for fruit, salads, snacks and desserts.

Color: Pebbled (176).  
Capacities are calculated to rim.



## Ribbed Bowls

- Stylish, contemporary appearance for a dramatic presentation.
- Made of virtually unbreakable Camwear that won't break like glass.
- Bowls are durable and lightweight. Will not chip and crack like acrylic.
- Resistant to stains, acids and odors.

Colors: Clear (135), Black (110), White (148).  
Rectangular Ribbed Bowls are not available in White (148).  
Capacities are calculated to rim.



## Round Pebbled Bowls

CODE	PSB6	PSB8	PSB10	PSB12
INSIDE DIAMETER	15,2 cm	20,3 cm	25,4 cm	30,5 cm
APPROXIMATE CAPACITY	556 mL	1,5 L	3 L	5,5 L
CASE PACK	12	12	12	12

## Round Pebbled Bowls



CODE	PSB15	PSB18	PSB23
INSIDE DIAMETER	38,1 cm	45,7 cm	58,4 cm
APPROXIMATE CAPACITY	10,6 L	19,1 L	37,8 L
CASE PACK	4	4	4

Color: Pebbled (176).

## Rectangular Ribbed Bowls



CODE	RSB912CW	RSB1014CW	RSB1419CW
DIMENSIONS L x D x H	30,8 x 22,9 x 7,6 cm	37 x 27,3 x 9 cm	49,2 x 36,2 x 12 cm
APPROXIMATE CAPACITY	2,7 L	4,7 L	11,3 L
CASE PACK	12	4	4

Rectangular Ribbed Bowls are not available in White (148).

## Round Ribbed Bowls



CODE	RSB6CW	RSB8CW	RSB10CW	RSB12CW
INSIDE DIAMETER	15,2 cm	20,3 cm	25,4 cm	30,5 cm
APPROXIMATE CAPACITY	564 mL	1,6 L	3 L	5,5 L
CASE PACK	12	12	12	12



CODE	RSB15CW	RSB18CW	RSB23CW
INSIDE DIAMETER	38,1 cm	45,7 cm	58,1 cm
APPROXIMATE CAPACITY	10,6 L	19,1 L	37,8 L
CASE PACK	4	4	4

# BELL SHAPED, BUDGET & FIBERGLASS BOWLS

## Camwear® Bell-Shaped Pebbled Bowls

- Perfect for showcasing fruits and salads.
- A versatile alternative to Cambro traditional Round Pebbled Bowls.
- Made from virtually unbreakable Camwear.

Color: Pebbled (176).  
Personalization not available.  
Capacities are calculated to rim.



CODE	BSB10	BSB12	BSB18
INSIDE DIAMETER	25 cm	30,5 cm	45,7 cm
APPROX. CAPACITY	2 L	3,8 L	11,8 L
CASE PACK	12	4	4

## Budget Salad Bowls

- An economical serving choice for fruit, salads, snacks and desserts.
- Impact resistant FDA approved material resists stains, acids and odors.

Colors: Birch (174), Black (110).  
Personalization not available.  
Capacities are calculated to rim.



CODE	SB55	SB60	SB80
INSIDE DIAMETER	14,5 cm	15,2 cm	20,3 cm
APPROX. CAPACITY	325 mL	375 mL	925 mL

Case Pack: 72



## Fiberglass Bowls

- Combines the look of warm wood grains with the durability of fiberglass.
- Colors won't fade even after years of service and washing.

Color: Dark Basketweave (301).  
Personalization not available.  
For a swatch of this color and pattern, see Camtray® group section.  
Capacities are calculated to rim.



CODE	6F	8F
INSIDE DIAMETER	15,6 cm	20,3 cm
APPROX. CAPACITY	425 mL	925 mL

Case Pack: 12





# CAMWEAR® DISPLAY COVERS & TRAYS

- Display covers protect freshness of pastries, breads and desserts.
- Virtually unbreakable Camwear features the upscale look of glass.
- Openings on side or end provide quick and easy access to contents without removing cover.‡

## Display Covers

**Color:** Clear (135).

Personalization available. See cresting section for information and ordering.

\*Dimensions include handle(s).  
Handle height is 2,06 cm.

## Market Trays

**Colors:** Salmon (149), Yellow (145), Blue (142), Green (140), White (148), Black (110).

**Colors NSF listed for food contact:** White (148), Blue (142), Green (140).

**Display Tray Colors:** Clear (135), Black (110).

Personalization not available.

\*\*Special order item not carried in stock – non-returnable.



Display Trays are stackable.  
Refer to Market Tray for information.



RD1220CW



RD1220CWH



RD1200CW



DD1220BECW‡



Dome with side cut – DD1220SCW‡



Display Tray – DT1220CW

CODE	APPROXIMATE DIMENSIONS W x L x H*	DESCRIPTION	CASE PACK
<b>Display Covers</b>			
RD1200CW	30,5 x 30,5 x 20,9 cm	Cake cover	1
DD1220CW	55,6 x 37,5 x 20,3	Dome cover	1
DD1220ECW	55,6 x 37,5 x 20,3	Dome w/end cut	1
DD1220BECW	55,6 x 37,5 x 20,3	Dome w/2 ends cut	1
DD1220SCW	55,6 x 37,5 x 20,3	Dome w/side cut	1
DD1826CW	67,9 x 47,9 x 22,5	Dome cover	1
RD926CW	67,2 x 25,4 x 15,9	Rectangular cover	1
RD1220CW	55,6 x 35,9 x 14,9	Rectangular cover	1
RD1220CWH	55,6 x 35,9 x 12,7	Rectangular w/hinge	1
RD1826CW	67,2 x 47,9 x 15,9	Rectangular cover	1
RD1826CWH	67,9 x 47,6 x 13	Rectangular w/hinge	1
<b>Display Tray – Fits with all 1220 covers</b>			
DT1220CW	32,5 x 53	Tray	1
<b>Market Tray – Fits with all 1826 covers</b>			
1826MT**	65,3 x 45,2 x 2,7	Tray	6

# CROCKS & LADLES

## Crocks

- Ideal for use with salad bars, on buffet tables or at food stations.
- Resists stains and odors caused by vinegar, salad oils, or mayonnaise.
- Made of high impact FDA accepted material.
- Smooth surface is easy-to-clean.
- Works in Salad Bar Holder SBH15 and Crock Holder CPH3.

**Solid Color Crock Colors:** Black (110), Beige (133), Reddish Brown (195).

**Clear Crock Color:** Clear (152).

**Lid Color:** White (148).

Personalization available.

See personalization section for details.

\*Lids for Solid Color and Clear Crocks are not interchangeable.



## Camwear® Ladles

- Portion control bowls serve the perfect amount of dressing or food ingredient.
- Angled for easy handling.
- Designed with a side rest so ladles don't slip into crocks or serving bowls.
- Made of virtually unbreakable Camwear for years of dependable service.

**Colors:** Black (110), Beige (133), Clear (135), White (148).

\*Cambro's assortment pack is available in black only. It offers 8 imprinted ladles and 4 with no imprinting. The 8 imprints include: 1 Thousand Island, 1 French, 1 House, 1 Italian, 1 Bleu Cheese, 1 Ranch, 1 Low Cal, 1 Caesar. This makes a perfect start-up set for a salad bar.

Custom Order Ladle Imprints – See crestring section for information and ordering. Maximum imprint area is 2,5 x 1,2 cm. Six dozen minimum.

No broken cartons on assortment pack or imprinted ladles. Special order item not carried in stock, non-returnable.



CODE	HEIGHT	TOP DIAMETER	CUT OUT DIAMETER
<b>Solid Color Crock with Lid</b>			
CP12	13,2 cm	12,9 cm	12,1 cm
CP15	11	16,8	15,7
CP27	17,2	16,8	15,6
<b>Clear Color Crock with Lid</b>			
CCP12	13,7	13,3	12,4
CCP15	11,1	17,2	15,9
CCP27	17,5	17,2	15,7

CODE	CAPACITY	CASE PACK
<b>Solid Color Crocks</b>		
CP12	1,1 L w/Lid	12
CP15	1,4 L w/Lid	6
CP27	2,4 L w/Lid	6
<b>Lids for Solid Color Crocks</b>		
CPL12*	Fits Colored CP12 Crock	12
CPL27*	Fits Colored CP15 & CP27	12
<b>Clear Crocks</b>		
CCP12	1,1 L w/Lid	12
CCP15	1,4 L w/Lid	6
CCP27	2,4 L w/Lid	6
<b>Lids for Clear Crocks</b>		
CCPL12*	Fits Clear CCP12 Crock	12
CCPL27*	Fits Clear CCP15 & CCP27	12



Imprinted Ladles shown.

CODE	DESCRIPTION	LENGTH	CAPACITY
LD85	Plain	21,6 cm	25 mL
LD85A*	Assortment	21,6	25
LD105	Plain	26,8	30
LD105A*	Assortment	26,8	30
LD130	Plain	33	30

Case Pack: 12

# CAMWEAR® SERVING SPOONS, TONGS & HIGH HEAT CAMTENSILS®

## Serving Spoons

- Made of virtually unbreakable Camwear, spoons won't tarnish, bend or dent.
- A wide handle and molded in thumb rest ensure a solid, ergonomic grip.
- Spoons feature a notched back to rest on pans.
- Spoon capacities are approximate and are not intended for measuring.

**Colors:** Black (110), Beige (133), Clear (135), Red (404), White (148).

Personalization available. See crestring section for information, ordering and pricing.

\*Cannot be personalized.



## Perforated



**SPOP10CW**

**DESCRIPTION:** 25,5 cm Perforated buffet spoon

**DIMENSIONS:** 26 x 4,3 cm

**Case Pack:** 12



**SPOP11CW\***

**DESCRIPTION:** 28 cm Perforated deli spoon

**DIMENSIONS:** 28,3 x 7,3 cm

**Case Pack:** 12



**SPOP13CW\***

**DESCRIPTION:** 33 cm Perforated deli spoon

**DIMENSIONS:** 33,3 x 7,3 cm

**Case Pack:** 12

## Solid



**SP08CW**

**DESCRIPTION:** 20,5 cm Salad spoon

**DIMENSIONS:** 20,6 x 3,8 cm

**Case Pack:** 12



**SP010CW**

**DESCRIPTION:** 25,5 cm Buffet spoon

**DIMENSIONS:** 26 x 4,3 cm

**Case Pack:** 12



**SP011CW\***

**DESCRIPTION:** 28 cm Deli spoon

**DIMENSIONS:** 28,3 x 7,3 cm

**Case Pack:** 12



**SP013CW\***

**DESCRIPTION:** 33 cm Deli spoon

**DIMENSIONS:** 33,3 x 7,3 cm

**Case Pack:** 12

## High Heat Camtensils, Spoons and Turners

- Ideal for preparing and serving hot and cold foods.
- Made of a durable high heat material that withstands temperatures from -40° to 190°C.
- Handle includes a hole for hanging when not in use and notches to rest on pans.

**Colors:** Amber (150), Black (110).

Personalization not available.



**SP013**

**DESCRIPTION:** 33 cm Solid spoon

**DIMENSIONS:** 33,3 x 7,3 cm

**Case Pack:** 12



**SPA14**

**DESCRIPTION:** 35,5 cm Solid turner

**DIMENSIONS:** 35,9 x 8,9 cm

**Case Pack:** 12



**SP0P13**

**PERFORATED**

**DESCRIPTION:** 33 cm Perforated spoon

**DIMENSIONS:** 33,3 x 7,3 cm

**Case Pack:** 12



**SPASL14**

**SLOTTED**

**DESCRIPTION:** 35,5 cm Slotted turner

**DIMENSIONS:** 35,9 x 8,9 cm

**Case Pack:** 12





# LUGANO® TONGS

- Colored tongs are made from a durable heat resistant material that withstands temperatures up to 99°C.
- Clear tongs are made from virtually unbreakable Camwear, which is safe to 99°C.

## Lugano Flat and Scallop Grip Tongs

- Flat Tongs are ribbed to provide a secure hold.
- Scallop Tongs feature an ergonomic design and secure finger grip.

Colors: Black (110), Beige (133), Clear (135), Red (404), White (148).



### FLAT GRIP



**TG6**  
LENGTH: 15 cm  
Case Pack: 12



**TG9**  
LENGTH: 23 cm  
Case Pack: 12

### SCALLOP GRIP



**6TGS**  
LENGTH: 15 cm  
Case Pack: 12



**9TGS**  
LENGTH: 23 cm  
Case Pack: 12



**12TGS**  
LENGTH: 30,5 cm  
Case Pack: 12



## Lugano Angled and Easy-Grasp Tongs

- Angled tongs feature an ergonomic design that makes it easy to serve a variety of foods.
- Easy-Grasp Tongs provide a secure grip for hard to hold items.

Angled Tong Color: Black (110).  
Easy-Grasp Colors: Black (110), Beige (133), Clear (135), White (148).

Angled and Easy-Grasp Lugano Tongs are covered under U.S. Patent D 530,994 S.



### ANGLED TONG



**TGA8**  
LENGTH: 21 cm  
Case Pack: 12



**TGA11**  
LENGTH: 27,5 cm  
Case Pack: 12

### EASY-GRASP



**TGG6**  
LENGTH: 17 cm  
Case Pack: 12



**TGG9**  
LENGTH: 24 cm  
Case Pack: 12



# CAMVIEW® SHAKERS/DREDGES & CAMWEAR® CONDIMENT JARS

## CamView Shakers/Dredges

- A staple in the kitchen, at the condiment station or on the dining table.
- Clear shatter-resistant CamView and color coded lids make it easy to identify contents.
- Dishwasher safe and unaffected by food acids.

Shaker Color: Clear (135).

Personalization available. See cresting section for information, ordering and pricing.



96SKRLD  
Salt & Pepper



96SKRLM  
Med. Ground



96SKRLC  
Cheese



96SKRLP  
Parsley

### CODE

### LID COLOR

Shakers complete with lids (approx. capacity 300 mL)

96SKRP (w/parsley lid)	White (148)
96SKRD (w/salt & pepper lid)	Beige (406)
96SKRC (w/cheese lid)	Yellow (405)
96SKRM (w/medium ground lid)	Rose (408)

Shaker Replacement Lids (Shaker Lids are not interchangeable with Camliter® Lids)

96SKRLP parsley lid	White (148)
96SKRLD salt & pepper lid	Beige (406)
96SKRLC cheese lid	Yellow (405)
96SKRLM medium ground lid	Rose (408)

Case Pack: 12

## Camwear Condiment Jar

- Use to hold condiments such as mustard, ketchup, dressings, jam or salsa.
- Made of clear, virtually unbreakable Camwear.
- Lids are slotted to hold serving spoons when not in use.

Color: Clear (135).

Personalization available. See cresting section for information, ordering and pricing.



### CODE

### APPROXIMATE CAPACITY

### SIZE H x DIA.

### CASE PACK

Condiment Jar Set

CJ80CW	240 mL	10,2 x 8,3 cm	24
--------	--------	---------------	----



# TRAYS





# CHOOSE THE RIGHT TRAY FOR YOUR BUSINESS

Cambro is the global leader in manufacturing trays for the food service industry, offering the largest selection of materials, sizes, colors, shapes and personalization processes. Cambro's breadth of assortment provides the clear choice for the right tray for every need and budget.

## Consider the following to select the right tray for your operation:

### Step 1: What Will the Tray Be Used For?

In order to choose the correct tray, first identify the correct application.

#### Service Tray

Used by employees to carry items to serve to guests:

#### Non-Slip Tray

#### Patron Tray

Used by customers to carry menu items:

#### Smooth Surface Tray

### Step 2: Who Will Be Using the Tray?

To determine the appropriate tray material, it is critical to identify who will be using the tray.

#### Children

#### Students

#### Military

#### Office Employees

#### Wait Staff

### Step 3: How Will the Tray Be Used and Washed?

Consider how the tray will be used, and whether it will endure mild or excessive use and abuse. Determine how often the trays will be washed per day.

#### Extensive:

Wash as often and as frequently as needed

#### Normal:

Wash up to 3 times per day

#### Minimal:

Wash once per day

### Step 4: Determine the Budget per Tray

Ensure that the correct tray has been selected for the right application. Selecting a low cost tray for a heavy application is not the most cost effective option. Tray pricing varies according to the following factors:

#### Manufacturing process

#### Material type and grade

#### Tray size

#### Personalization options

#### Warranty

### Step 5: Personalization

Cambro offers high quality personalization on most of the trays that we manufacture. Look for the personalization logo throughout the brochure. 

### Step 6: Additional Features to Consider

Evaluate the importance of the following features to determine the best tray for your operation.

#### Stacking lugs - Promote air circulation for fast drying and perfect stacking

#### Surface impact resistance

#### Edge breaking resistance

#### Scratch and stain resistance

#### Type of Warranty

### Technical test descriptions

All Cambro trays are submitted to an array of tests described to the right. The results are indicated on each tray page under Technical Test Results.



Versa Trays



Versa Trays Anitmicrobial



Versa Lite Trays



Laminated Capri Trays



Laminated Corfu Trays



Laminated Mykonos Trays



Fast Food Trays



Non-Slip Trays

## TESTS DESCRIPTIONS

### Thermal Shock Resistance Test:

Test consists of applying a radical temperature change during a short period of time to the tray, by taking out the tray from icy water (0°C) and placing it into boiling water (100°C) and measuring any deformation.

### Break Resistance Test:

Test consists of dropping a metal ball from specific heights onto the tray and measuring any deformation.

### Scratch Resistance Test:

Observe scratches and abrasions as a result of friction between porcelain dinnerware and the tray surface.

Test consists of moving a porcelain dish placed on tray from left to right under hand pressure and measuring any abrasion on tray surface.

## DISHWASHER SAFE DESCRIPTIONS

**Extensive:** Wash as often and as frequently as needed.

**Normal:** Wash up to 3 times per day.

**Minimal:** Wash once per day.

# PERSONALIZATION

## Value Added Personalization

Promote business to customers and employees alike by placing your custom logo, trademark, slogan or design on our trays.

### How to Order

- 1) Select a tray size, color, pattern, or design.
- 2) Provide complete, camera-ready artwork and indicate positioning on the tray.
- 3) According to the tray type, Cambro can produce 1, 2, 3 and 4 color artwork as well as 4 color process artwork.

We require the following:

- a. Electronic artwork file provided on CD-ROM for Mac or PC.

We accept the following file formats:

- Adobe Illustrator, Adobe Photoshop file in JPEG, TIFF or EPS formats.

- File dimensions must equal 100% of reproduction size at 300dpi resolution.

- b. Illustration on paper: The quality of the art must be crisp and scannable. Please specify PANTONE number for each color or indicate if it is a four color process.

- 4) An artist's fee of \*\*\* per hour will be charged to any order submitted

without complete, camera-ready artwork. Cambro will contact you if this fee will be charged and will give you an estimated cost.

### 5) Sample process:

- a. For any new project, a finished sample will be submitted for the customer's approval.
- b. The first sample with a firm purchase order is free. (Plus shipping cost.)
- c. Samples not accompanied by a firm purchase order or requests for more than one sample will be charged a flat rate of:

— Polyester, Fiberglass and Laminated Trays:

\*\*\* Net per sample. (Plus shipping cost.)

— Polypropylene Fast Food Trays: \*\*\* Net per sample. (Plus shipping cost.)

- d. Upon receipt and shipment of a firm purchase order, a credit will be applied to your account for the cost of one sample.

6) Personalization charges apply to both original orders and returns.

## POLYESTER TRAYS

### Versa Trays VT/GP

### Versa Lite Trays VL/GL

- Only the following tray models are suitable for personalization:

### Versa Trays:

VT1216, VT1418, VT2632, VT3253, VT3343, VT3343C, VT3646C, VT3753, VT3853, GP0540, GP1070, GP1080, GP3074, GP3980, GP4002, GP4210, GP4004, GP4701, GP4709, GP4853

### Versa Lite Trays:

VL1014, VL1216, VL1418, VL2632, VL3253, VL3343, VL3343C, VL3646C, VL3753, GL0540, GL1070, GL1080, GL3074, GL3980, GL4002, GL4210, GL4701, GL4709

- **Minimum Quantity:** 120 trays per size.
- **Sample Production Time:** 10 business days + delivery and transit time from receipt of camera ready artwork.
- **Order Production Time:** Up to 4-6 weeks + delivery and transit time from the date artwork is approved and the order is confirmed.
- Request for additional samples without a firm purchase order will be charged \*\*\* Net per sample. (Plus shipping cost).

### Printing Process Applicable:

**Digital Printing - Inside Trays Process:** allows printing of one color or multiple color artwork as well as photo reproduction.

### Tray Colors Recommended for Personalized Versa Trays VT/GP:

Speckled Mocha (A21), Sahara (A22), Light Grey (A27), Pearl White (A33), Terrazzo (A86).

For the following colors, please call Cambro Customer Service for artwork review: Magic Yellow (A25), Magic Mint (A26).

### Tray Colors Recommended for Personalized Versa Lite Trays VL/GL:

Speckled Smoke (A20), Speckled Mocha (A21), Sahara (A22), Light Grey (A27), Pearl White (A33) and Terrazzo (A86).

### Printable Area:

The artwork can cover the flat surface of tray up to 1 cm from the internal tray edge.

### Personalization Charges Per Tray:

QUANTITY EACH	ADDITIONAL NET CHARGES
120-300	***
312-996	***
1,008 and up	***

\*\*\*Contact your Cambro representative for pricing.

If you are using Thermo-Chemical Disinfection Equipment, please contact us. We will assist you finding the right tray for your application.



## FIBERGLASS TRAYS

### Camtray® Trays

- All Camtray sizes can be personalized. (Except compartment trays shown in main Cambro catalog).
- **Minimum Quantity:** 144 trays per size.
- **Sample Production Time:** 10 business days + delivery and transit time from receipt of camera ready artwork.
- **Order Production Time:** Up to 4-6 weeks + delivery and transit time from the date artwork is approved and the order is confirmed.
- Request for additional samples without a firm purchase order will be charged \*\*\* Net per sample. (Plus shipping cost).

### Printing Process Applicable:

**a. Digital Printing - Edge to Edge:** allows printing of one color or multiple color artwork as well as photo reproduction.

**Printable area:** Print area covers 100% of surface, edge to edge on top and bottom of the tray. Available for Decor Series Camtrays and select Camtrays.

**b. Digital Printing - Inside Trays:** allows printing of one color or multiple color artwork as well as photo reproduction. This process can only be used on light color trays. Darker tray color will make the artwork colors go darker.

### Tray Colors Recommended for Four Color Printing Process:

Antique Parchment (101), Light Peach (106), Dark Peach (117), White (148), Sky Blue (177), Key Lime (429), Lemon Chiffon (536), Cameo Yellow (537), Cottage White (538).

**Printable area:** The artwork can cover the flat surface of tray up to 3,5 cm from the internal tray edge.

**c. Silkscreen Printing Personalization:** allows up to four colors. This process is best used with light color artwork on dark tray color.

**Printable area:** covers 100% of surface, edge to edge on top and bottom of the tray.

### Personalization Charges Per Tray:

QUANTITY EACH	ADDITIONAL NET CHARGES
144-299	***
300 and up	Free

\*\*\*Contact your Cambro representative for pricing.



# PERSONALIZATION

## LAMINATED TRAYS

### Corfu, Capri, Mykonos, Madeira

- All Laminated tray sizes can be personalized or produced in any custom color. Custom color matching is treated as a personalization.
- Top and bottom parts of trays can be personalized with the exception of Corfu trays that can only be personalized on the backside of the tray. Personalization cost is per side of the tray.
- **Minimum Quantity:** 120 trays per size.



- **Sample Production Time:** 10 business days + delivery and transit time from receipt of camera ready artwork.
- **Order Production Time:** Up to 4-6 weeks + delivery and transit time from the date artwork is approved and the order is confirmed.

- Request for additional samples without a firm purchase order will be charged \*\*\* Net per sample. (Plus shipping cost.)

**Printing Process Applicable:** Four color process and Custom Color Matching.

#### a. Digital Printing - Inside Trays

**Process:** This process allows the printing of one color or multiple color artwork as well as photo reproduction.

**b. Custom Color Matching:** Custom color matching is treated as a personalization. To produce any color tray provide Cambro with PANTONE number.

**Printable area:** The artwork can cover the total surface of tray from one edge to the other. Artwork dimensions must be 4 cm bigger than tray sizes on each side due to trimming. (example: Tray size: 36 x 46 cm – Artwork size: 40 x 50 cm).

#### Personalization Charges Per Tray:

QUANTITY EACH	ADDITIONAL NET CHARGES
120 and up	***

\*\*\*Contact your Cambro representative for pricing.

## POLYPROPYLENE TRAYS

### Fast Food Trays

- All Fast Food trays sizes manufactured in the United States can be personalized. All Fast Food tray sizes manufactured in Europe and China cannot be personalized.
- **Minimum Quantity:** 288 trays per size.
- **Sample Production Time:** 10 business days + delivery and transit time from receipt of camera ready artwork.



- **Order Production Time:** Up to 4-6 weeks + delivery and transit time from the date artwork is approved and the order is confirmed.
- Request for additional samples without a firm purchase order will be charged \*\*\* Net per sample. (Plus shipping cost.)

#### Printing Process Applicable:

Hot stamp 1 color process. Due to the application process onto textured tray surface, white can be selected but is not recommended.

**Printable area:** Artwork cannot exceed a maximum size of 15 x 15 cm.

#### Personalization Cost:

##### One-time die charge:

\*\*\* Net per order.

#### Additional Net Charges Per Tray:

QUANTITY EACH	ADDITIONAL NET CHARGES
288-767	***
768-1,199	***
1,200-5,999	***
6,000-11,999	***
12,000 and up	***

\*\*\*Contact your Cambro representative for pricing.

## CAMTREAD TRAYS

### Tray Back Personalization and Rubber Surface Embossing

- **Camtread From USA:** Tray Back Personalization only on 1600CT. Rubber surface embossing all Camtread sizes.
- **Camtread From Europe:** Sizes Available: 1100CT, 1400CT, 1600CT and 1800CT.
- **Sample Production Time:** 10 business days + delivery and transit time from receipt of camera ready artwork.
- **Order Production Time:** Up to 4-6 weeks + delivery and transit time from the date artwork is approved and the order is confirmed.

- Request for additional samples without a firm purchase order will be charged \*\*\* Net per sample. (Plus shipping cost).

#### Tray Back Personalization Printing Process Applicable:

**Four Color Printing Process** allows printing of one color or multiple color artwork as well as photo reproduction.

Camtread From USA: White trays are recommended for tray back personalization.

**Printable area:** The artwork can cover the flat surface of tray up to 2,54 cm from the external tray edge.

#### Personalization Charges Per Tray:

QUANTITY EACH	ADDITIONAL NET CHARGES
<b>Camtread From USA</b>	
72-144	***
145-288	***
289-432	***
433 and up	Free
<b>Camtread From Europe</b>	
120 and up	***

#### Rubber Surface Embossing

- **Electronic File Format:** Adobe Illustrator EPS formats.

#### Embossing Process Printable Area:

The artwork can cover the surface of the tray up to 2,54 cm from the internal tray of edge.

#### Embossing Personalization Charge Per Tray:

QUANTITY EACH	ADDITIONAL NET CHARGES
<b>Camtread From USA</b>	
72 and up	***
<b>Camtread From Europe</b>	
156 and up	***

\*\*\*Contact your Cambro representative for pricing.



# TRAY PRODUCT GUIDE

POLYESTER TRAYS						
						
RECOMMENDED USE	   	   	    	   	   	    
TRAY DESCRIPTION	Century™ Textured Wood Trays Page 216	Century™ Fun Trays: Versa Trays VT/GP Versa Lite Trays VL/GL Page 217	Versa Trays Ecologic Series Page 215	Versa Tray Plus Page 215	Versa Trays VT/GP Pages 218-219	Versa Lite Trays VL/GL Pages 220-221
MATERIAL	SMC-High Performance Fiberglass	SMC-High or Standard Performance Fiberglass Reinforced Polyester	Natural Material + SMC-High Performance Fiberglass Reinforced Polyester	SMC-High Performance Fiberglass Reinforced Polyester	SMC-High Performance Fiberglass Reinforced Polyester	SMC-Standard Performance Fiberglass Reinforced Polyester
SURFACE	Textured / Textured Non-Slip	Smooth	Smooth	Smooth	Smooth	Smooth
PERFORMANCE	Excellent	Excellent	Excellent	Excellent	Excellent	Excellent
PERSONALIZATION	No	Yes Δ Heat resistance: 90°C	Yes Δ Heat resistance: 90°C	No	Yes Δ Heat resistance: 90°C	Yes Δ Heat resistance: 90°C
YEARS WARRANTED**	5	3	5	5	5	3
STACKING LUGS*	Yes	Yes	Yes	Yes	Yes	Yes
DISHWASHER SAFE	Yes – Extensive	Yes – Normal	Yes – Extensive	Yes – Extensive	Yes – Extensive	Yes – Normal
CHEMICAL RESISTANCE	Excellent	Good	Excellent	Excellent	Excellent	Good
DRYING TEST	Excellent	Excellent	Excellent	Excellent	Excellent	Excellent
THERMAL SHOCK RESISTANCE	Excellent	Good	Excellent	Excellent	Excellent	Good
BREAK RESISTANCE	Excellent	Good	Excellent	Excellent	Excellent	Good
SCRATCH RESISTANCE	Excellent	Good	Excellent	Excellent	Excellent	Good
STAIN RESISTANCE	Excellent	Good	Excellent	Excellent	Excellent	Good
HEAT RESISTANCE	-40° to +90°C ±	-40° to +90°C ±	-40° to +140°C ±	-40° to +140°C ±	-40° to +140°C ±	-40° to +130°C ±
NUMBER OF SIZES	4	2	5	5	22	15
NUMBER OF SHAPES	1	1	4	4	9	7
NUMBER OF COLORS	7	4	2	1	12	7

\*Stacking lugs allow free air circulation and perfect stacking.

\*\*Prorated warranty against manufacturer's defects.

±Not recommended for heated cart.

ΔContact your Cambro representative for pricing.

If you are using Thermo-Chemical Disinfection Equipment, please contact us. We will assist you finding the right tray for your application.

## POLYESTER TRAYS

- Versa Tray Ecologic Series
- Versa Tray Plus
- Versa Trays
- Century™ Textured Wood Trays
- Versa Century Fun

High performance polyester trays are made of rugged reinforced mat with long fibers and additional fiberglass to provide extremely high shock-resistance. Colored isophthalic polyester resin offers high chemical and UV-resistance.

- (1) Personalized Versa Trays and Versa Trays with Décor have a Melamine Resin Layer on top increasing protection against stains, abrasions and scratches.

## VERSA LITE TRAYS

- VL/GL Century Fun
  - VL/GL Trays
  - VL/GL Trays with Non-Slip Surface
- Standard performance polyester trays are made of fiberglass and standard polyester resin.



Canteens /  
Cafeterias /  
Self-serve



Catering /  
Banquet Service



Educational



Hospitals



Hotel /  
Room service



































Military



Restaurants /Cafes /  
Brasseries /  
Pubs / Bars / Clubs

# TRAY PRODUCT GUIDE

	POLYESTER TRAYS		FIBERGLASS TRAYS			
						
RECOMMENDED USE		    	    	    	    	    
TRAY DESCRIPTION	Versa Lite Trays with Non-Slip Rubber Surface VL/GL Page 222	Decór Series Camtrays Pages 223	Camtray® Pages 224-227	EpicTread™ Trays Page 228	Dietary Trays Page 229	Camlite® Trays Page 229
MATERIAL	SMC-Standard Performance Fiberglass Reinforced Polyester + Non-Slip Rubber Surface	Fiberglass Layers + Polyester Resin	Fiberglass Layers + Polyester Resin	Fiberglass Layers + Non-Slip, Water Repellent Surface	Fiberglass Layers + Polyester Resin	Fiberglass Layers + Polyester Resin
SURFACE	Non-Slip Rubber	Smooth	Smooth	Non-Slip	Smooth	Smooth
PERFORMANCE	Excellent	Excellent	Excellent	Good	Excellent	Excellent
PERSONALIZATION	No	Yes Δ Heat resistance: 100°C	Yes Δ Heat resistance: 100°C	Yes Δ Heat resistance: 90°C	No	No
YEARS WARRANTED**	3	5	5	2	1	3
STACKING LUGS*	Yes	Yes	Yes	Yes	Yes	Yes
DISHWASHER SAFE	Yes – Normal	Yes – Extensive	Yes – Extensive	Yes – Normal	Yes – Extensive	Yes – Extensive
CHEMICAL RESISTANCE	Good	Good	Good	Good	Good	Good
DRYING TEST	Excellent	Excellent	Excellent	Good	Excellent	Excellent
THERMAL SHOCK RESISTANCE	Good	Excellent	Excellent	Good	Excellent	Excellent
BREAK RESISTANCE	Good	Excellent	Excellent	Good	Good	Good
SCRATCH RESISTANCE	Good	Excellent	Excellent	Good	Good	Good
STAIN RESISTANCE	Good	Excellent	Excellent	Good	Excellent	Excellent
HEAT RESISTANCE	-40° to +100°C ‡	-10° to +100°C ‡	-10° to +100°C ‡	-10° to +90°C ‡	-10° to +100°C ‡	-10° to +100°C ‡
NUMBER OF SIZES	7	3	40	6	6	6
NUMBER OF SHAPES	3	1	7	2	1	2
NUMBER OF COLORS	2	5	52	6	52	9

\*Stacking lugs promote air circulation and perfect stacking.

\*\*Prorated warranty against manufacturer's defects.

ΔContact your Cambro representative for pricing.

‡Not recommended for heated cart.

## VERSA LITE TRAYS

- VL/GL Century Fun
- VL/GL Trays
- VL/GL Trays with Non-Slip Surface
- VL/GL Trays with Non-Slip Rubber Surface

Standard performance polyester trays are made of fiberglass and standard polyester resin.

## FIBERGLASS TRAYS

- Camtray
- Decór Series Camtrays
- EpicTread Trays
- Dietary Trays
- Camlite Trays

Made of rugged fiberglass interior to provide a tough inner foundation and smooth surface, coupled with polyester resin to resist impact and stains.



Canteens /  
Cafeterias /  
Self-serve



Educational



Food courts /  
Snack shops /  
Quick serve



Hospitals



Catering /  
Banquet Service



Hotel /  
Room service
























Military



Restaurants /Cafes /  
Brasseries /  
Pubs / Bars / Clubs

# TRAY PRODUCT GUIDE

	CAMWEAR® TRAYS		FIBERGLASS TRAYS		POLYPROPYLENE
					
RECOMMENDED USE	   	      	 		 
TRAY DESCRIPTION	Camwear Trays Page 230	Camwear Trays with Non-Slip Surface Page 230	Camtread® Trays Page 232	Treadlite™ Trays Page 233	Polytread® Trays Page 233
MATERIAL	Camwear	Camwear + Non-Slip Surface	Fiberglass Layers + Polyester Resin + Non-Slip Rubber Surface	Fiberglass Layers + Polyester Resin + Non-Slip Rubber Surface	Polypropylene + Non-Slip Rubber Surface
SURFACE	Textured	Non-Slip	Non-Slip Rubber	Non-Slip Rubber	Non-Slip Rubber
PERFORMANCE	Excellent	Excellent	Excellent	Good	Good
PERSONALIZATION	No	No	Yes Δ	No	No
YEARS WARRANTIED**	3	3	5	1	1
STACKING LUGS*	Yes	Yes	Yes	Yes	Yes
DISHWASHER SAFE	Yes – Extensive	Yes – Extensive	Yes – Extensive	Yes – Extensive	Yes – Minimal
CHEMICAL RESISTANCE	Good	Good	Good	Good	Good
DRYING TEST	Excellent	Excellent	Excellent	Good	Good
THERMAL SHOCK RESISTANCE	Excellent	Excellent	Excellent	Good	Good
BREAK RESISTANCE	Excellent	Excellent	Good	Good	Good
SCRATCH RESISTANCE	Very Good	Good	Excellent	Good	Good
STAIN RESISTANCE	Very Good	Good	Good	Good	Good
HEAT RESISTANCE	-40° to +99°C ‡	-40° to +82°C ‡	-10° to +100°C ‡	-10° to +80°C ‡	-10° to +80°C ‡
NUMBER OF SIZES	2	2	16	2	6
NUMBER OF SHAPES	3	2	5	1	2
NUMBER OF COLORS	5	3	2	2	2

\*Stacking lugs promote air circulation and perfect stacking.

\*\*Prorated warranty against manufacturer's defects.

ΔContact your Cambro representative for pricing.

‡Not recommended for heated cart.

## CAMWEAR TRAYS

### – Camwear Trays

Made of highly durable, virtually unbreakable Camwear.

### – Camwear Trays with Non-Slip Surface

Made of highly durable, virtually unbreakable Camwear. The non-slip, clear textured, surface is scratch resistant.

## FIBERGLASS TRAYS

### – Camtread Trays

### – Treadlite Trays

Made of rugged fiberglass interior to provide a tough inner foundation and smooth surface, coupled with polyester resin to resist impact and stains.

## POLYPROPYLENE TRAYS

### – Polytread Trays

Polytread trays have non-slip rubber surface bonded directly into the tray.



Canteens /  
Cafeterias /  
Self-serve



Educational



Food courts /  
Snack shops /  
Quick serve



Hospitals



Catering /  
Banquet Service



Hotel /  
Room service














Military



Restaurants /Cafes /  
Brasseries /  
Pubs / Bars / Clubs



# TRAY PRODUCT GUIDE

	WOOD TRAYS		LAMINATED TRAYS			
						
RECOMMENDED USE			 	  		 
TRAY DESCRIPTION	Wood Trays with Smooth Surface Page 234	Wood Trays with Non-Slip Surface Page 235	Corfu Laminated Trays with Non-Slip Rubber Surface Page 235	Capri Laminated Trays with Smooth Surface Pages 236-237	Mykonos Laminated Trays with Non-Slip Surface Page 238	Madeira Laminated Trays with Textured Wood Surface Page 239
MATERIAL	Veneer Beechwood	Veneer Beechwood Mahogany + Non-Slip Surface	Laminate + Non-Slip Rubber Surface	Laminate	Laminate + Non-Slip Surface	Laminate
SURFACE	Smooth	Non-Slip	Non-Slip Rubber	Smooth	Non-Slip	Textured
PERFORMANCE	Good	Good	Excellent	Good	Good	Good
PERSONALIZATION	No	No	Yes†	Yes	Yes	No
YEARS WARRANTIED**	3	3	3	3	3	3
STACKING LUGS*	No	No	No	No	No	No
DISHWASHER SAFE	Yes – Normal	Yes – Minimal	Yes – Minimal	Yes – Minimal	Yes – Minimal	Yes – Minimal
CHEMICAL RESISTANCE	Excellent	Good	Excellent	Excellent	Good	Excellent
DRYING TEST	Good	Good	Good	Good	Good	Good
THERMAL SHOCK RESISTANCE	Good	Good	Good	Good	Good	Good
BREAK RESISTANCE	Good	Good	Good	Good	Good	Good
SCRATCH RESISTANCE	Good	Good	Good	Good	Good	Good
STAIN RESISTANCE	Good	Good	Good	Excellent	Good***	Excellent
HEAT RESISTANCE	-10° to +100°C ‡	-10° to +100°C ‡	-10° to +100°C ‡	-10° to +100°C ‡	-10° to +100°C ‡	-10° to +100°C ‡
NUMBER OF SIZES	14	7	8	22	15	11
NUMBER OF SHAPES	4	3	2	5	3	4
NUMBER OF COLORS	1	1	1	13	6	6

\*Stacking lugs allow free air circulation and perfect stacking.

\*\*Prorated warranty against manufacturer's defects.

\*\*\*Limited stain resistance for Birch (E75).

‡Not recommended for heated cart.

†Only back side of Corfu trays can be personalized.

## WOOD TRAYS

- Smooth Surface
- Clear Non-Slip Surface

Made of several layers of genuine beechwood veneer / mahogany combined with synthetic resin

molded under high pressure and temperature. The surface is sealed with a double layer of high pressure melamine to allow regular washing.

## LAMINATED TRAYS

- Corfu\*
- Capri
- Mykonos
- Madeira

Made of compressed layers of melamine saturated paper combined with synthetic resin molded under high pressure and temperature.

The surface is sealed with a double layer of high pressure melamine to allow regular washing.

\* Laminated trays have a non-slip rubber surface bonded directly into the tray.

**Note:** All laminated trays must be dried before stacking.



Canteens /  
Cafeterias /  
Self-serve



Catering /  
Banquet Service



Hotel /  
Room service



Restaurants /Cafes /  
Brasseries /  
Pubs / Bars / Clubs

# TRAY PRODUCT GUIDE



	POLYPROPYLENE	COMPARTMENT TRAYS			DISPLAY TRAYS	
RECOMMENDED USE						
TRAY DESCRIPTION	Fast Food Trays Page 240	Camwear® Trays Pages 241-244	ABS Page 241	Heat Resistant Trays Page 244	Co-Polymer Trays Pages 245	Market Trays Page 245
MATERIAL	Polypropylene	Camwear	ABS	Heat Resistant Plastic	Co-Polymer	Fiberglass Layers + Polyester Resin
SURFACE	Textured	Textured	Textured	Textured	Textured	Smooth
PERFORMANCE	Good	Excellent	Excellent	Excellent	Excellent	Excellent
PERSONALIZATION	Yes Δ Heat Resistance: 80°C	No	No	No	No	No
YEARS WARRANTIED**	3	3	2	2	2	3
STACKING LUGS*	Yes	Yes	Yes	Yes	Yes	Yes
DISHWASHER SAFE	Yes – Minimal	Yes – Extensive	Yes – Extensive	Yes – Extensive	Yes – Minimal	Yes – Extensive
CHEMICAL RESISTANCE	Excellent	Good	Excellent	Very Good	Excellent	Good
DRYING TEST	Good	Excellent	Excellent	Very Good	Excellent	Excellent
THERMAL SHOCK RESISTANCE	Good	Excellent	Good	Very Good	Good	Excellent
BREAK RESISTANCE	Good	Excellent	Good	Very Good	Good	Good
SCRATCH RESISTANCE	Good	Very Good	Very Good	Very Good	Very Good	Good
STAIN RESISTANCE	Good	Very Good	Very Good	Very Good	Very Good	Excellent
HEAT RESISTANCE	-10° to +80°C ‡	-40° to +99°C ‡	-10° to +82°C ‡	-40° to +149°C	-10° to +80°C ‡	-10° to +100°C ‡
NUMBER OF SIZES	4	8	1	1	8	19
NUMBER OF SHAPES	2	7	1	1	8	2
NUMBER OF COLORS	14	10***	6	1	7	5

\*Stacking lugs promote air circulation and perfect stacking.

\*\*Prorated warranty against manufacturer's defects.

\*\*\*Not available for all tray styles.

ΔContact your Cambro representative for pricing.

‡Not recommended for heated cart.

## POLYPROPYLENE TRAYS

### – Fast Food Trays

Fast food trays have a textured surface to hide scratches and provides an additional grip to prevent slipping.

## COMPARTMENT TRAYS

### – Camwear Trays

Made of highly durable, virtually unbreakable Camwear.

### – ABS Trays

Made of high impact resistance and heat and chemical resistance ABS.

### – Co-Polymer Trays

Made of economical pliable and break-resistant co-polymer.

### – Heat resistant Trays

Made of heat resistant material.

## DISPLAY TRAYS

### – Market Trays

Made of high-impact resistant fiberglass that resists odors.



Deli /  
Buffet displays



Educational



Food courts /  
Snack shops /  
Quick serve



Home meal delivery



Military



Prisons /  
Corrections

# CENTURY™ TEXTURED WOOD TRAYS



## SPECIFICATIONS

Material	SMC – high performance fiberglass
Surface Characteristic	Textured / Textured Non-Slip
Performance	Excellent
Stacking Lugs	Yes
Dishwasher Safe	Yes – Extensive
Chemical Resistance	Excellent
Drying Test	Excellent
Shock Resistance	Excellent
Break Resistance	Excellent
Scratch Resistance	Excellent
Stain Resistance	Excellent
Heat Resistance	-40° to +90°C±



PRORATED

‡Not for use in heated carts.

If you are using Thermo-Chemical Disinfection Equipment, please contact us. We will assist you finding the right tray for your application.

## RECOMMENDED USE

### High Traffic / Frequent Use

- Hospitals
- Schools
- Universities
- Canteens / Cafeterias / Self-Serve
- Military
- Hotel Room Service

**Only available from Cambro European Logistics (CEL), Germany.**

**Minimum quantity order from CEL:**  
Non-stock item 288 pieces.  
No broken carton.

CODE	SIZE	CASE PACK
<b>Century Textured Smooth Surface</b>		
VTC3343T	33 x 43 cm	12
VTC3646T	35,5 x 45,7	12
VTC3253T	32,5 x 53	12
VTC3753T	37 x 53	12

CODE	SIZE	CASE PACK
<b>Century Textured Clear Non-Slip Surface</b>		
VTC3343TNS	33 x 43 cm	12
VTC3646TNS	35,5 x 45,7	12
VTC3253TNS	32,5 x 53	12
VTC3753TNS	37 x 53	12

CODE	SIZE	CASE PACK
<b>Century Tread Textured Non-Slip Surface</b>		
VTCT3343T	33 x 43 cm	12
VTCT3646T	35,5 x 45,7	12
VTCT3253T	32,5 x 53	12
VTCT3753T	37 x 53	12

**Color:** Black Mat (110).



Light Oak (F86)

Brown Oak (F87)

Dark Oak (F88)

Light Olive (F89)

Brown Olive (F90)

Gray Oak (F91)

Black Mat (110)



# CENTURY™ FUN TRAYS — CREATE A VIBRANT TABLE TOP WITH COLOURFUL TRAYS

## SPECIFICATIONS

	Versa Tray	Versa Lite Tray
Material	SMC – high performance fiberglass	SMC – standard performance reinforced polyester fiberglass reinforced polyester
Surface Characteristic	Smooth	Smooth
Performance	Excellent	Excellent
Stacking Lugs	Yes	Yes
Dishwasher Safe	Yes – Extensive	Yes – Normal
Chemical Resistance	Excellent	Good
Drying Test	Excellent	Excellent
Shock Resistance	Excellent	Good
Break Resistance	Excellent	Good
Scratch Resistance	Excellent	Good
Stain Resistance	Excellent	Good
Heat Resistance*	-40° to +90°C‡	-40° to +90°C‡

‡Not for use in heated carts.

Personalization, see page 208.

\*Personalization Heat Resistance: 90°C.



Reinforced polyester corners provide superior corner and edge protection against impact.

VT3646C

Century Fun Trays are made for intensive use. Scratch, stain, chemical and break-resistant, Century Fun trays are available on a pure white tray. Match the tray colour to your décor (dishes, furniture, walls, etc.).

Stacking lugs keep trays stacked securely in place and ensure proper air flow.

Innovative low profile and low corner design increases space utilization of tray surface and customer comfort while eating.

## RECOMMENDED USE

### High Traffic / Frequent Use

- Hospitals
- Schools
- Universities
- Canteens / Cafeterias / Self-Serve
- Military

Only available from Cambro European Logistics (CEL), Germany.

**Minimum quantity order from CEL:**  
Stock item one case, Non-stock item 120 pieces. No broken carton.

## Personalization

Possibility to personalize to any PMS colors of your choice.

Minimum quantity: 120 pieces.

Please refer to personalization procedure and color availability in the Personalization section.

For assistance please contact your Cambro representative.

Raspberry on White Tray (F02)

Pearl Grey on White Tray (F04)

Light Oak (F86)

Brown Olive (F90)

CODE	DIMENSIONS	CASE PACK
<b>Versa Trays</b>		
VT1418	35,5 x 45,7 cm	12
VT3343C	33 x 43	12
VT3646C	35,5 x 45,7	12
<b>Versa Lite Trays</b>		
VL1418	35,5 x 45,7	12
VL3343C	33 x 43	12
VL3646C	35,5 x 45,7	12

# POLYESTER VERSA TRAYS –

## ECOLOGIC SERIES SPECIFICATIONS

Material	Natural material + polyester
Surface Characteristic	Smooth
Performance	Excellent
Stacking Lugs	Yes
Dishwasher Safe	Yes – Extensive
Chemical Resistance	Excellent
Drying Test	Excellent
Shock Resistance	Excellent
Break Resistance	Excellent
Scratch Resistance	Excellent
Stain Resistance	Excellent
Heat Resistance	-40° to +140°C‡



‡Not for use in heated carts.

### RECOMMENDED USE

#### High Traffic / Frequent Use

- Hospitals
- Schools
- Universities
- Canteens / Cafeterias / Self-Serve
- Military

Only available from Cambro  
European Logistics (CEL), Germany.

Minimum quantity order from CEL:  
Non-stock item 240 pieces.  
No broken carton.

### Environmentally Friendly



#### Tray Colors:



CODE	SIZE
<b>Versa Trays – High Profile Shape</b>	
VTE1418	35,5 x 45,7 cm
VTE3343	33 x 43
<b>Versa Trays – Low Profile Shape</b>	
VTE3253	32,5 x 53
VTE3753	37 x 53
<b>Versa Century™ – Low Profile Design Shape</b>	
VTE3646C	35,5 x 45,7
<b>Versa Trays – Flat Edge Shape</b>	
GPE0540	34,4 x 46
GPE3980	37 x 53
GPE4002*	32,5 x 53
GPE4004**	32,5 x 53

**Case Pack:** 12 \*Designed with reinforced corners for automatic off-stacking onto conveyor belt dishwashers. \*\*Textured top surface to reduce sliding of dishes. Not available in (A72).

# POLYESTER VERSA TRAYS PLUS

## SPECIFICATIONS

Material	SMC – high performance fiberglass reinforced polyester
Surface Characteristic	Smooth
Performance	Excellent
Stacking Lugs	Yes
Dishwasher Safe	Yes – Extensive
Chemical Resistance	Excellent
Drying Test	Excellent
Shock Resistance	Excellent
Break Resistance	Excellent
Scratch Resistance	Excellent
Stain Resistance	Excellent
Heat Resistance	-40° to +140°C‡



‡Not for use in heated carts.

### RECOMMENDED USE

#### High Traffic / Frequent Use

- Hospitals
- Schools
- Universities
- Canteens / Cafeterias / Self-Serve
- Military


Only available from Cambro  
European Logistics (CEL), Germany.

Minimum quantity order from CEL:  
Stock item one case, Non-stock item  
240 pieces. No broken carton.

### Long Lasting



#### Tray Color:



CODE	SIZE
<b>Versa Trays – High Profile Shape</b>	
VT1418	35,5 x 45,7 cm
VT3343	33 x 43
<b>Versa Trays – Low Profile Shape</b>	
VT2632	32,5 x 26,5
VT3253	32,5 x 53
VT3753	37 x 53
<b>Versa Century™ – Low Profile Design Shape</b>	
VT3646C	35,5 x 45,7
<b>Versa Trays – Flat Edge Shape</b>	
GP1070	32,5 x 26,5
GP3980	37 x 53
GP4002*	32,5 x 53
GP4004**	32,5 x 53

**Case Pack:** 12 \*Designed with reinforced corners for automatic off-stacking onto conveyor belt dishwashers. \*\*Textured top surface to reduce sliding of dishes.

# POLYESTER VERSA TRAYS WITH SMOOTH SURFACE

## SPECIFICATIONS

Material	SMC – High Performance Fiberglass Reinforced Polyester
Surface Characteristic	Smooth
Performance	Excellent
Stacking Lugs	Yes
Dishwasher Safe	Yes – Extensive
Chemical Resistance	Excellent
Drying Test	Excellent
Shock Resistance	Excellent
Break Resistance	Excellent
Scratch Resistance	Excellent
Stain Resistance	Excellent
Heat Resistance*	-40° to +140°C‡



‡Not for use in heated carts.  
Personalization, see page 208.  
\*Personalization Heat Resistance: 90°C.

## RECOMMENDED USE

### High Traffic / Frequent Use

- Hospitals
- Schools
- Universities
- Canteens / Cafeterias / Self-Serve
- Military



High Profile Shape

Low Profile Shape



Low Profile Design Shape

Flat Edge Shape

Only available from Cambro European Logistics (CEL), Germany.

CODE	SIZE	CASE PACK
<b>Versa Trays – High Profile Shape</b>		
VT1216	30,5 x 41,5 cm	12
VT1418	35,5 x 45,7	12
VT1418TR - Trapezoid	35,5 x 45,7	12
VT1520	38 x 51,5	12
VT1520TR – Trapezoid	38 x 51,5	12
VT3343	33 x 43	12

## Versa Trays – High Profile Shape



CODE	SIZE	CASE PACK
<b>Versa Trays – Low Profile Shape</b>		
VT2632	32,5 x 26,5 cm	12
VT3253	32,5 x 53	12
VT3753	37 x 53	12
VT3853	37,5 x 53	12

## Versa Trays – Low Profile Shape



CODE	SIZE	CASE PACK
<b>Versa Century™ Trays – Low Profile Design Shape</b>		
VT3646C	35,5 x 45,7 cm	12
VT3343C	33 x 43	12

## Versa Century Trays – Low Profile Design Shape



VT3646C

Innovative low profile and low corner design increases space utilization of tray surface and customer comfort while eating.



# POLYESTER VERSA TRAYS WITH SMOOTH SURFACE

CODE	SIZE	CASE PACK
<b>Versa Trays – Flat Edge Shape</b>		
GP0540*	46 x 34,4 cm	12
GP1070*	32,5 x 26,5	12
GP1080*	37 x 26,5	12
GP3074	45 x 32	12
GP3788	39 x 51	12
GP3980*	53 x 37	12
GP4002*	53 x 32,5	12
GP4004**	53 x 32,5	12
GP4701	42,5 x 32,5	12
GP4709	46 x 32,5	12
GP4856*	34,5 x 23	12


\*Designed with reinforced corners for automatic off-stacking onto conveyor belt dishwashers.

\*\*Textured top surface to reduce sliding of dishes. Not available in (A72).

Only available from Cambro European Logistics (CEL), Germany.

CODE	SIZE	CASE PACK
<b>Versa Trays – Café Trays</b>		
GP55653	40 x 27 cm	12
GP55702	26 x 20	12
GP55703	29 x 21	12

CODE	SIZE	CASE PACK
<b>Versa Trays – Space Saver Trays</b>		
GP4210 – Trapezoid	48 x 34 cm	12
GP4410 – Trapezoid	32,5 x 42,5	12
GP4853	42,4 x 32,5	12



Hexagonal table  
Lateral side:  
70 cm GP4210



Square table  
80 x 80 cm  
GP4210



Round table  
Diam. 135 cm  
GP4853




Square Table  
95 x 95 cm  
GP4853


## Versa Trays – Flat Edge Shape



### Tray Colors:




A19  
Pebbled Grey\*




A21  
Speckled Mocha




A22  
Sahara



A25  
Magic Yellow




A26  
Magic Mint



A27  
Light Grey



A33  
Pearl White



A36  
Speckled Blue



A72  
Charcoal\*



A83  
Granite



A86  
Terrazzo

## Versa Trays – Café Trays



## Versa Trays – Space Saver Trays



Polyester Versa Trays VT/GP are not recommended for use in heated meal delivery carts. Please contact Cambro Customer Service or Presswerk Köngen GmbH, with any questions related to proper usage or any special application. Cambro will provide you with clear instructions on correct usage of our trays to ensure you get the maximum life out of our products.

\*Colors Pebbled Grey A19 and Charcoal A72 will show scratches if not handled properly.

# POLYESTER VERSA LITE TRAYS WITH SMOOTH SURFACE

## SPECIFICATIONS

Material	SMC – standard performance fiberglass reinforced polyester
Surface Characteristic	Smooth
Performance	Excellent
Stacking Lugs	Yes
Dishwasher Safe	Yes – Normal
Chemical Resistance	Good
Drying Test	Excellent
Shock Resistance	Good
Break Resistance	Good
Scratch Resistance	Good
Stain Resistance	Good
Heat Resistance*	-40° to +130°C‡




‡Not for use in heated carts.  
Personalization, see page 208.  
\*Personalization Heat Resistance: 90°C.

## RECOMMENDED USE

### Moderate Traffic / Economic Priority

- Schools
- Universities
- Canteens / Cafeterias / Self-Serve
- Military
- Hotel Room Service

Only available from Cambro European Logistics (CEL), Germany.



High Profile Shape

Low Profile Shape



Low Profile Design Shape

Flat Edge Shape



Low Profile Flat Edge Shape

CODE	SIZE
<b>Versa Lite Trays – Flat Edge Shape</b>	
GL0540†	46 x 34,4 cm
GL1070†	32,5 x 26,5
GL1080†	37 x 26,5
GL3074	45 x 32
GL3980†	53 x 37
GL4002†	53 x 32,5
GL4060	40 x 60
GL4701	42,5 x 32,5

### Case Pack: 12

†Designed with reinforced corners for automatic off-stacking onto conveyor belt dishwashers.

## Versa Lite Trays – Flat Edge Shape



GL4002

GL4002

CODE	SIZE
<b>Versa Lite Trays – Space Saver Trays</b>	
GL4210 – Trapezoid	48 x 34 cm

### Case Pack: 12

## Versa Lite Trays – Space Saver Trays



Hexagonal table  
Lateral side:  
70 cm GL4210



Square table  
80 x 80 cm  
GL4210



GL4210

# POLYESTER VERSA LITE TRAYS WITH SMOOTH SURFACE

CODE	SIZE
<b>Versa Lite Trays – High Profile Shape</b>	
VL1014	27 x 35 cm
VL1216	30,5 x 41,5
VL3343	33 x 43
VL1418	35,5 x 45,7
VL1418TR – Trapezoid	35,5 x 46
VL1520	38 x 51,5
VL1520TR – Trapezoid	38 x 51,5
<b>Case Pack: 12</b>	

## Versa Lite Trays – High Profile Shape



VL1418

Only available from Cambro European Logistics (CEL), Germany.

CODE	SIZE
<b>Versa Lite Trays – Low Profile Flat Edge Shape</b>	
GL220P	32,5 x 53 cm
GL210P	37 x 53
<b>Case Pack: 12</b>	

## Versa Lite Trays – Low Profile Flat Edge Shape



GL210P

GL220P

CODE	SIZE
<b>Versa Lite Trays – Low Profile Shape</b>	
VL2632	32,5 x 26,5 cm
VL3253	32,5 x 53
VL3753	37 x 53
<b>Case Pack: 12</b>	

## Versa Lite Trays – Low Profile Shape



VL3753

## Tray Colors:



A20  
Speckled Smoke



A21  
Speckled Mocha



A22  
Sahara




A27  
Light Grey



A33  
Pearl White



A83  
Granite



A86  
Terrazzo

CODE	SIZE
<b>Versa Lite Century™ Trays – Low Profile Design Shape</b>	
VL3646C	35,5 x 45,7 cm
VL3343C	33 x 43
<b>Case Pack: 12</b>	

## Versa Lite Century Trays – Low Profile Design Shape



VL3646C



Innovative low profile and low corner design increases space utilization of tray surface and customer comfort while eating.



# POLYESTER VERSA LITE TRAYS WITH NON-SLIP RUBBER SURFACE

## SPECIFICATIONS

Material	SMC – standard performance fiberglass reinforced polyester + non-slip rubber
Surface Characteristic	Non-Slip Rubber
Performance	Excellent
Stacking Lugs	Yes
Dishwasher Safe	Yes – Normal
Chemical Resistance	Good
Drying Test	Excellent
Shock Resistance	Good
Break Resistance	Good
Scratch Resistance	Good
Stain Resistance	Good
Heat Resistance	-40° to +100°C‡




‡Not for use in heated carts.

## RECOMMENDED USE

### Moderate Traffic / Economic Priority

- Banquet Service
- Restaurant / Cafes
- Bars / Clubs / Pubs
- Catering
- Brasseries

Only available from Cambro European Logistics (CEL), Germany and Cambro Özyay Bulgaria.



High Profile Shape

Flat Edge Shape



CODE	DIA / SIZE	CASE PACK
<b>Versa Lite Trays – High Profile Shape</b>		
VL1418RNS	35,5 x 45,7 cm	12
<b>Versa Lite Trays – Flat Edge Shape</b>		
GL1070RNS*	32,5 x 26,5	12
GL4002RNS*	53 x 32,5	12
GL3980RNS*	53 x 37	12
<b>Versa Lite Tray – Cafe Trays</b>		
VL2129RNS	21 x 29	12
VL3200RNS	ø 32	12
VL3600RNS	ø 36	12

\*Designed with reinforced corners for automatic off-stacking onto conveyor belt dishwashers.

## Patterns and Tray Base Colors:



A87  
Black



A83  
Grey on  
Granite Tray

## DÉCOR SERIES CAMTRAYS®

New!

- Woodgrain textured surface creates the look feel of real wood.
- Durability of the classic Camtray.
- Ideal for upscale employee feeding, restaurant, cafeteria, schools, food courts and hospitals.
- Personalize a portion or an entire tray surface with a full color logo or design.
- Commercial dish washer safe.

**Colors:** Stonewash Gray (810), Charcoal Gray (815), Light Olive (820), Dark Oak (825), Light Oak (830).

Personalization with a minimum order of 144 trays.



PRORATED



CODE	DIMENSIONS	CASE PACK
1216DC	30,5 x 41,5 cm	12
1418DC	35,5 x 45,7	12
1520DC	38 x 51	12

Stonewash Grey (810)

Charcoal Grey (815)

Light Olive (820)

## DÉCOR SERIES EPICTREAD™ CAMTRAYS

- The Décor Series design and texture with our clear EpicTread non-slip surface.
- Perfect for busy cafeterias to reduce food and dish spills.
- An excellent solution for hospital foodservice to provide a beautiful patient tray presentation without a paper tray mat.
- Personalize a portion or an entire tray surface with a full color logo or design.
- Commercial dish washer safe.

**Colors:** Stonewash Grey (810), Charcoal Grey (815), Light Olive (820), Dark Oak (825), Light Oak (830).

Personalization with a minimum order of 144 trays.



PRORATED



Dark Oak (825)

Light Oak (830)

CODE	DIMENSIONS	CASE PACK
1216DCET	30,5 x 41,5 cm	12
1418DCET	35,5 x 45,7	12
1520DCET	38 x 51	12

# CAMTRAYS® FIBERGLASS TRAYS WITH SMOOTH SURFACE

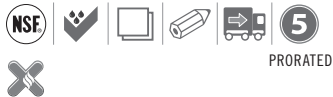
## SPECIFICATIONS

Material	Fiberglass layers + polyester resin
Surface Characteristic	Smooth
Performance	Excellent
Stacking Lugs	Yes
Dishwasher Safe	Yes – Extensive
Chemical Resistance	Good
Drying Test	Excellent
Shock Resistance	Excellent
Break Resistance	Excellent
Scratch Resistance	Excellent
Stain Resistance	Excellent
Heat Resistance	-10° to +100°C‡

†Available in Group I colors and patterns and Group III patterns.

ΔAvailable in Group I colors and patterns except Dolly.


\*Special order item not carried in stock – non-returnable.



## RECOMMENDED USE

### High Traffic / Frequent Use

- Hospitals
- Schools
- Universities
- Canteens / Cafeterias / Self-Serve
- Military
- Hotel Room Service



CODE	SIZE	CASE PACK
<b>Rectangular – High Profile Shape</b>		
810†	20,5 x 25 cm	12
915†	22 x 38	12
926*†	22,5 x 65 x 2,5	12
1014†	Made in USA/China 27 x 35	12
1015*Δ	26 x 38	24
1116*	27,5 x 40,5	24
1216†	Made in USA/China 30,5 x 41,5	12
1313†	33 x 33	12
1318*†	32 x 45 x 3	12
1418†	Made in USA/China 35,5 x 45,7	12
1520†	Made in USA/China 38 x 51,5	12
1622†	40,5 x 56	12
16225*†	42 x 57	12
1826†	45,5 x 65,5	6
<b>Rectangular – Low Profile Shape</b>		
46†	11 x 15	12
57*†	12,5 x 18	12
2025*†	53 x 65	6
3253	Made in USA/China 32 x 53	12





# CAMTRAYS® FIBERGLASS TRAYS WITH SMOOTH SURFACE

CODE	SIZE	CASE PACK
<b>Metric Rectangular – High Profile Shape</b>		
3242	31,9 x 41,9 cm	12
3853*	37,5 x 53	12
<b>Metric Rectangular – Low Profile Shape</b>		
2632*	26,5 x 32,5	12
3046*	30 x 46	12
3343	33 x 43	12
3753*	37 x 53	12
<b>Camtray with Handles</b>		
1418H*❖	35,5 x 45,7	12
1520H*❖	38 x 51,5	12

## Metric Rectangular



\*Special order item not carried in stock – non-returnable.

❖Available in Group I colors only.

1418H and 1520H available in Group I colors only and covered by 2 Year prorated warranty against manufacturer's defects.

NSF listed for non-direct food contact only.



PRORATED



## Camtray with Handles



1418H

Personalization, see page 208.

1418H and 1520H available in four color printing process only. Please refer to Fiberglass Tray Personalization section for details.

## Trapezoid



†Available in Group I colors and patterns and Group III patterns.

ΔAvailable in Group I colors and patterns except Doily.

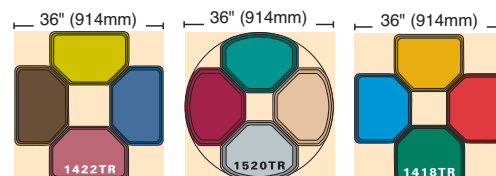
\*Special order item not carried in stock – non-returnable.



PRORATED



CODE	DIA / SIZE	CASE PACK
<b>Trapezoid – High Profile Shape</b>		
1418TR*†	35,5 x 45,7 cm	12
1422TR*†	35,5 x 56	12
<b>Trapezoid – Low Profile Shape</b>		
1520TR*†	37 x 49,5	12
<b>Oval – Low Profile Shape</b>		
2500*Δ	49 x 61	6
2700*Δ	56 x 68,5	6
<b>Round – High Profile Shape</b>		
900*Δ	ø 23	12
1000*Δ	ø 25,5	12
1100Δ	ø 28	12
1200*Δ	ø 30,5	12
1300*Δ	ø 33	12
1400Δ	ø 35,5	12
1600Δ	ø 40,5	12
<b>Round – Low Profile Shape</b>		
1550*Δ	ø 40,5	12
1950*Δ	ø 49,5	12



## Oval and Round



# CAMTRAY® GROUP I COLORS

Colors listed alphabetically. See numerical reference on following page.



Amazon Blue



Antique Parchment



Bay Leaf Brown



Black



Blush



Brazil Brown



Burgundy Wine



Cambro Red



Cameo Yellow



Cherry Red



Citrus Orange



Cottage White



Dark Peach



Desert Tan



Earthen Gold



Ever Red



Grape



Horizon Blue



Key Lime



Lemon Chiffon



Light Peach



Lime-ade



Mustard



Olive Green



Orange Pizazz



Pearl Grey



Raspberry Cream



Real Rust



Robin Egg Blue



Sherwood Green



Signal Red



Sky Blue



Slate Blue



Suede Brown




Taupe



Teal



Tuscan Gold




White

Due to the catalog printing process, the colors & patterns shown may not be exact.  
Contact Cambro or a Cambro representative for a color chip.

## CAMTRAY® GROUP I PATTERNS

### Galaxy



526, 531  
Antique Parchment  
(526 Gold), (531 Silver)

### Swirl



270  
Black & Gold



277  
Grey

### Doily



241  
Antique Parchment

### Abstract



214  
Tan



215  
Grey

**NR** Trays are non-returnable.



## CAMTRAY GROUP III – WOOD

### Wood



308  
Burma Teak



304  
Country Oak



301  
Dark Basketweave



309  
Java Teak

### Linen



329  
Toffee



302  
Light Basketweave



303  
Light Butcher Block



307  
Light Elm



204  
Rattan

**NR** Trays are non-returnable.

## CAMTRAY GROUP I COLORS – NUMERICAL REFERENCE BY COLOR CODE

Antique Parchment (101),  
Desert Tan (104), Horizon Blue (105),  
Light Peach (106), Pearl Gray (107),  
Black (110), Lime-ade (113),  
Brazil Brown (116), Dark Peach (117),  
Sherwood Green (119),  
Amazon Blue (123), White (148),

Tuscan Gold (171), Sky Blue (177),  
Taupe (199), Citrus Orange (220),  
Ever Red (221) Orange Pizazz (222),  
Slate Blue (401), Blush (409),  
Raspberry Cream (410),  
Teal (414), Olive Green (428),  
Key Lime (429), Real Rust (501),

Mustard (504), Cherry Red (505),  
Suede Brown (508), Signal Red (510),  
Bayleaf Brown (513),  
Earthen Gold (514),  
Robin Egg Blue (518),  
Cambro Red (521),  
Burgundy Wine (522),

Lemon Chiffon (536),  
Cameo Yellow (537),  
Cottage White (538), Grape (551).

Due to the catalog printing process, the colors & patterns shown may not be exact.  
Contact Cambro or a Cambro representative for a color chip.



# EPICTREAD™ TRAYS

## SPECIFICATIONS

Material	Fiberglass Layers + Non-Slip, Water Repellent Surface
Surface Characteristic	Non-Slip Surface
Performance	Good
Stacking Lugs	Yes
Dishwasher Safe	Yes – Normal
Chemical Resistance	Good
Drying Test	Good
Shock Resistance	Good
Break Resistance	Good
Scratch Resistance	Good
Stain Resistance	Good
Heat Resistance	-10° to +90°C‡



‡Not for use in heated carts.  
Made in China

## RECOMMENDED USE

Mild Use / Emphasis on style with limited washing
– Banquet Service
– Restaurants / Cafes
– Bars / Clubs / Pubs
– Catering
– Brasseries



1600ET



1520ET

CODE	DIA / SIZE	CASE PACK
<b>Rectangular</b>		
1014ET	27 x 35 cm	12
1216ET	30,5 x 41,5	12
1418ET	35,5 x 45,5	12
1520ET	38 x 51,5	12
<b>Round</b>		
1400ET	ø 39	12
1600ET	ø 43,7	12

Black (110)

Dark Brown (167)

Dark Green (206)

Dark Burgundy Wine (207)

Spanish Blue (503)

Cambro Red (521)



# DIETARY TRAYS

## SPECIFICATIONS

Material	Fiberglass layers + polyester resin
Surface Characteristic	Smooth
Performance	Excellent
Stacking Lugs	Yes
Dishwasher Safe	Yes – Extensive
Chemical Resistance	Good
Drying Test	Excellent
Shock Resistance	Excellent
Break Resistance	Good
Scratch Resistance	Good
Stain Resistance	Excellent
Heat Resistance	-10° to +100°C‡

‡Not for use in heated carts.

## RECOMMENDED USE

### High Traffic / Frequent Use

- Hospitals
- Schools
- Universities
- Canteens / Cafeterias / Self-Serve
- Military
- Hotel Room Service

Available in Group I colors and patterns and Group III Patterns.

\*Special order item not carried in stock – non-returnable.



PRORATED



Low Profile Shape



CODE	SIZE	CASE PACK
<b>Dietary Trays – Low Profile Shape</b>		
1216D*	30,5 x 41,5 cm	12
1219D*	30,5 x 48,3	12
1220D*	30,5 x 51	12
1222D*	30,5 x 56	12
1418D*	35,5 x 45,7	12
1520D*	38 x 51,3	12

# CAMLITE® TRAYS

## SPECIFICATIONS

Material	Fiberglass layers + polyester resin
Surface Characteristic	Smooth
Performance	Excellent
Stacking Lugs	Yes
Dishwasher Safe	Yes – Extensive
Chemical Resistance	Good
Drying Test	Excellent
Shock Resistance	Excellent
Break Resistance	Good
Scratch Resistance	Good
Stain Resistance	Excellent
Heat Resistance	-10° to +100°C‡

‡Not for use in heated carts.

## RECOMMENDED USE

### High Traffic / Frequent Use


- Hospitals
- Schools
- Universities
- Canteens / Cafeterias / Self-Serve
- Military
- Hotel Room Service

Colors: Rose Red (163), Yellow (145), Green (162), Blue (142), Tan (161), Steel White (676), Steel Red (675), Steel Blue (674), Black (110).

12 dozen minimum order required for any special color orders.



PRORATED



High Profile Shape

Low Profile Shape



CODE	SIZE	CASE PACK
<b>Rectangular Camlite Trays – High Profile Shape</b>		
1014CL	27 x 35 cm	12
1216CL	30,5 x 41,5	12
1418CL	35,5 x 45,7	12
1520CL	38 x 51,5	12
1826CL	45,5 x 65,5	12
<b>Rectangular Camlite Trays – Low Profile Shape</b>		
3253CL	32,5 x 53	12

# CAMWEAR® TRAYS

## SPECIFICATIONS

Material	Camwear
Surface Characteristic	Textured
Performance	Excellent
Stacking Lugs	Yes
Dishwasher Safe	Yes – Extensive
Chemical Resistance	Good
Drying Test	Excellent
Shock Resistance	Excellent
Break Resistance	Excellent
Scratch Resistance	Very Good
Stain Resistance	Very Good
Heat Resistance	-40° to +99°C‡



‡Not for use in heated carts.

# CAMWEAR TRAYS WITH NON-SLIP SURFACE SPECIFICATIONS

Material	Camwear
Surface Characteristic	Non-Slip
Performance	Excellent
Stacking Lugs	Yes
Dishwasher Safe	Yes – Extensive
Chemical Resistance	Good
Drying Test	Excellent
Shock Resistance	Excellent
Break Resistance	Excellent
Scratch Resistance	Good
Stain Resistance	Good
Heat Resistance	-40° to +82°C‡



‡Not for use in heated carts.

## RECOMMENDED USE

### Moderate Traffic / Economic Priority

- Schools
- Universities
- Canteens / Cafeterias / Self-Serve
- Military
- Quick Serve Restaurants
- Food Courts / Snack Shops

**1418CW, 1520CW, 1418TRCW Colors:** Blue (168), Beige (133).

**1520CWH Colors:** Black (110), Smoked Metal (485), Dark Cranberry (488).

NSF listed for non-direct food contact only.

## RECOMMENDED USE

### Moderate Traffic / Economic Priority

- Schools / Universities
- Canteens / Cafeterias / Self-Serve
- Military
- Quick Serve Restaurants
- Food Courts / Snack Shops
- Restaurants / Cafes
- Brasseries
- Hotels / Room Service
- Hospitals

**Colors:** Black (110), Smoked Metal (485), Dark Cranberry (488).

NSF listed for non-direct food contact only.



Black (110)

Dark Cranberry (488)

Smoked Metal (485)



CODE	SIZE	CASE PACK
<b>Rectangular – High Profile Shape</b>		
1418CW	35,5 x 45,7 cm	12
1520CW	38 x 51	12
<b>Rectangular With Handles – High Profile Shape</b>		
1520CWH	38 x 51	12
<b>Trapezoid – High Profile Shape</b>		
1418TRCW	35,5 x 45,7	12

CODE	SIZE	CASE PACK
<b>Rectangular – High Profile Shape</b>		
1418CWNS	35,5 x 45,7 cm	12
1520CWNS	38 x 51	12
<b>Rectangular With Handles – High Profile Shape</b>		
1418CWNSH	35,5 x 45,7	12
1520CWNSH	38 x 51	12







# CAMTREAD® FIBERGLASS TRAYS WITH NON-SLIP RUBBER SURFACE

## SPECIFICATIONS

Material	Fiberglass layers + polyester resin + non-slip rubber surface molded from edge-to-edge
Surface Characteristic	Non-Slip Rubber
Performance	Excellent
Stacking Lugs	Yes
Dishwasher Safe	Yes – Extensive
Chemical Resistance	Good
Drying Test	Excellent
Shock Resistance	Excellent
Break Resistance	Good
Scratch Resistance	Excellent
Stain Resistance	Good
Heat Resistance	-10° to +100°C‡

Orders for non-standard Camtread Tray colors will be handled by special quotation only.

\*Special order item not carried in stock – non-returnable.

Not for use in heated carts.

Personalization see page 209 for size and detail.



PRORATED



## RECOMMENDED USE

### High Traffic / Frequent Use

- Banquet Service
- Restaurants / Cafes
- Bars / Clubs / Pubs
- Catering
- Brasseries



High Profile Shape

Low Profile Shape



Low Profile Shape Oval



CODE	DIA / SIZE	CASE PACK
<b>Round – High Profile Shape</b>		
900CT*	ø 23 cm	12
1100CT	ø 28	12
1400CT	ø 35,5	12
1600CT	ø 40,5	12
1800CT	ø 45	6
<b>Round – Low Profile Shape</b>		
1550CT*	ø 40,5	12
1950CT*	ø 49,5	12
<b>Oval – Low Profile Shape</b>		
2500CT	49 x 59	6
2700CT	56 x 68,5	6
2900CT	73,5 x 60	6
<b>Rectangular – High Profile Shape</b>		
1014CT*	27 x 35	12
1216CT	30,5 x 41,5	12
1418CT	35,5 x 45,7	12
1520CT*	38 x 51,5	12
1622CT*	40,5 x 56	12
1826CT	45 x 65	6
<b>Rectangular – Low Profile Shape</b>		
3253CT	32,5 x 53	12

## Tray Colors:



110

Black Satin



138

Tavern Tan



# TREADLITE™ TRAYS

## SPECIFICATIONS

Material	Fiberglass layers + polyester resin + Non-slip rubber surface
Surface Characteristic	Non-Slip rubber surface
Performance	Good
Stacking Lugs	Yes
Dishwasher Safe	Yes – Extensive
Chemical Resistance	Good
Drying Test	Good
Shock Resistance	Good
Break Resistance	Good
Scratch Resistance	Good
Stain Resistance	Good
Heat Resistance	-10° to +80°C±



±Not for use in heated carts.

## RECOMMENDED USE

### Moderate Traffic / Economic Priority

- Brasseries
- Restaurants / Cafes
- Bars / Clubs / Pubs

# POLYTREAD® TRAYS

## SPECIFICATIONS

Material	Polypropylene + Non-Slip rubber surface
Surface Characteristic	Non-Slip rubber surface
Performance	Good
Stacking Lugs	Yes
Dishwasher Safe	Yes – Minimal
Chemical Resistance	Good
Drying Test	Good
Shock Resistance	Good
Break Resistance	Good
Scratch Resistance	Good
Stain Resistance	Good
Heat Resistance	-10° to +80°C±



±Not for use in heated carts.

## RECOMMENDED USE

### Moderate Traffic / Economic Priority

- Brasseries
- Restaurants / Cafes
- Bars / Clubs / Pubs




### Tray Colors:



CODE	DIA	CASE PACK
<b>Round – High Profile Shape</b>		
1400TL	ø 35,5 cm	12
1600TL	ø 40,5	12



### Tray Colors:



CODE	DIA / SIZE	CASE PACK
<b>Round – High Profile Shape</b>		
PT1100	ø 28 cm	12
PT1400	ø 35,5	12
PT1600	ø 40,5	12
<b>Rectangular – High Profile Shape</b>		
PT1014	27 x 34,5	24
PT1216	30 x 41,5	24
PT1418	36 x 46	12



## BEECHWOOD TRAYS WITH SMOOTH SURFACE SPECIFICATIONS

Material	Veneer Beechwood
Surface Characteristic	Smooth
Performance	Good
Stacking Lugs	No
Dishwasher Safe	Yes – Normal
Chemical Resistance	Good
Drying Test	Good
Shock Resistance	Good
Break Resistance	Good
Scratch Resistance	Good
Stain Resistance	Good
Heat Resistance	-10° to +100°C‡



‡Not for use in heated carts.

### RECOMMENDED USE

Mild Use / Emphasis on style with limited washing

- Banquet Service
- Restaurants / Cafes
- Catering

Only available from Cambro European Logistics (CEL), Germany.



Tray Color:



## BEECHWOOD TRAYS WITH NON-SLIP SURFACE SPECIFICATIONS

Material	Veneer Beechwood
Surface Characteristic	Non-Slip Surface
Performance	Good
Stacking Lugs	No
Dishwasher Safe	Yes – Minimal
Chemical Resistance	Good
Drying Test	Good
Shock Resistance	Good
Break Resistance	Good
Scratch Resistance	Good
Stain Resistance	Good
Heat Resistance	-10° to +100°C‡



‡Not for use in heated carts.

### RECOMMENDED USE

Mild Use / Emphasis on style with limited washing

- Banquet Service
- Restaurants / Cafes
- Bars / Clubs / Pubs
- Catering
- Brasseries

Only available from Cambro European Logistics (CEL), Germany.



Tray Color:



CODE	DIA / SIZE	CASE PACK
<b>Rectangular – 60 Series</b>		
PH556010	45 x 32 cm	12
PH556020	58 x 38	12
PH556030	63 x 40	12
PH556040	70 x 45	12
PH556050	75 x 48	12
<b>Rectangular – 65 Series</b>		
PH556510	27 x 20	12
PH556520	33 x 23	12
<b>Oval</b>		
PH557010	23 x 16	24
PH557020	26 x 20	24
PH557030	29 x 21	24
PH557040	33 x 24	24
<b>Round Beer Tray</b>		
PH558510	ø 32	12
PH558520	ø 36	12
PH558530	ø 42	12

CODE	DIA / SIZE	CASE PACK
<b>Rectangular – 60 Series</b>		
PH556016	45 x 32 cm	12
PH556026	58 x 38	12
PH556036	63 x 40	12
PH556046	70 x 45	12
PH556056	75 x 48	12
<b>Rectangular – 65 Series</b>		
PH556516	27 x 20	12
PH556526	33 x 23	12
<b>Oval</b>		
PH557016	23 x 16	24
PH557026	26 x 20	24
PH557036	29 x 21	24
PH557046	33 x 24	24
<b>Round Beer Tray</b>		
PH558516	ø 32	12
PH558526	ø 36	12
PH558536	ø 42	12

## MAHOGANY WOOD TRAYS WITH NON-SLIP SURFACE SPECIFICATIONS

Material	Mahogany Veneer
Surface Characteristic	Non-Slip Surface
Performance	Good
Stacking Lugs	No
Dishwasher Safe	Yes – Minimal
Chemical Resistance	Good
Drying Test	Good
Shock Resistance	Good
Break Resistance	Good
Scratch Resistance	Good
Stain Resistance	Good
Heat Resistance	-10° to +100°C‡



‡Not for use in heated carts.

### RECOMMENDED USE

Mild Use / Emphasis on style with limited washing

- Banquet Service
- Restaurants / Cafes
- Bars / Clubs / Pubs
- Catering
- Brasseries

Only available from Cambro European Logistics (CEL), Germany and Cambro Üzay Bulgaria.



CODE	DIA / SIZE	CASE PACK
<b>Rectangular</b>		
MW3245	32 x 45 cm	12
MW3858	37,5 x 57,5	12
MW3646	36 x 46	12
<b>Oval</b>		
MW2129	21 x 29	12
<b>Round Beer Tray</b>		
MW3200	ø 32	12
MW3600	ø 36	12
MW4200	ø 42	12

## CORFU – LAMINATED TRAYS WITH NON-SLIP RUBBER SURFACE SPECIFICATIONS

Material	Laminate + non-slip rubber surface
Surface Characteristic	Non-Slip rubber surface
Performance	Excellent
Stacking Lugs	No
Dishwasher Safe	Yes – Minimal
Chemical Resistance	Excellent
Drying Test	Good
Shock Resistance	Good
Break Resistance	Good
Scratch Resistance	Good
Stain Resistance	Good
Heat Resistance	-10° to +100°C‡



‡Not for use in heated carts.

Note: All laminated trays must be dried before stacking.

Personalization, see page 209.

### RECOMMENDED USE

Normal Use / Emphasis on style with limited washing

- Canteens / Cafeterias / Self-Serve
- Banquet Service
- Restaurants / Cafes
- Bars / Clubs / Pubs
- Catering

Only available from Cambro European Logistics (CEL), Germany and Cambro Üzay Bulgaria.

Tray Color:



Black on Grey



CODE	DIA / SIZE	CASE PACK
<b>Rectangular</b>		
C02632	26,5 x 32,5 cm	12
C03253	32,5 x 53	12
C03343	33 x 43	12
C03646	36 x 46	12
C03753	37 x 53	12
<b>Round</b>		
C03200	ø 32	12
C03800	ø 38	12
C04300	ø 43	12

# CAPRI – LAMINATED TRAYS WITH SMOOTH SURFACE

## SPECIFICATIONS

Material	Laminate
Surface Characteristic	Smooth
Performance	Good
Stacking Lugs	No
Dishwasher Safe	Yes – Minimal
Chemical Resistance	Excellent
Drying Test	Good
Shock Resistance	Good
Break Resistance	Good
Scratch Resistance	Good
Stain Resistance	Excellent
Heat Resistance	-10° to +100°C‡



‡Not for use in heated carts.

Note: All laminated trays must be dried before stacking.

Personalization, see page 209.



Capri – Rectangular



Capri – Round



**Tray Pattern:**  
Thank You (E01)  
available in  
CA1300 only.

## RECOMMENDED USE

### Moderate Traffic / Economic Priority

- Canteens / Cafeterias / Self-Serve
- Hotel Room Service
- Restaurants / Cafes
- Bars / Clubs / Pubs
- Catering
- Brasseries

Only available from Cambro European Logistics (CEL), Germany and Cambro Özyay Bulgaria.

CODE	DIMENSIONS	CASE PACK
<b>Rectangular</b>		
CA2028	20 x 28 cm	24
CA2632	26,5 x 32,5	24
CA2738	27 x 38	24
CA2836	28 x 36	24
CA3244	32 x 44	24
CA3253	32,5 x 53	24
CA3343	33 x 43	24
CA3446	34 x 46	24
CA3646	36 x 46	24
CA3748	37 x 48	24
CA3753	37 x 53	24
CA3952	39 x 52	24
CA4361	43 x 61	12
<b>Round</b>		
CA1300	ø 13	24
CA3200	ø 32	24
CA3800	ø 38	24
CA4300	ø 43	24
<b>Trapezoid</b>		
CA3247TR	32 x 47	24
<b>Oval</b>		
CA1623	16 x 23	24
CA2026	20 x 26,5	24
CA2129	21 x 29	24
<b>Rectangular with Handles</b>		
CA4064H*	40 x 64	12

\*Only available in Walnut (E76), Venge (E84) and Brushed Steel (E85).




## CAPRI – LAMINATED TRAYS WITH SMOOTH SURFACE



Walnut  
(E76)



Teak  
(E77)



Mahogany  
(E73)



Birch  
(E75)



White  
(E78)



Black  
(E79)



Grey  
(E81)



Charcoal  
Granite (E82)



Venge  
(E84)



Brushed  
Steel (E85)



Light  
Oak (E86)



Brown  
Oak (E87)



Dark  
Oak (E88)



Light  
Olive (E89)



Brown  
Olive (E90)



# MYKONOS – LAMINATED TRAYS WITH NON-SLIP SURFACE

## SPECIFICATIONS

Material	Laminate + Non-Slip Surface
Surface Characteristics	Non-Slip Surface
Performance	Good
Stacking Lugs	No
Dishwasher Safe	Yes – Minimal
Chemical Resistance	Good
Drying Test	Good
Shock Resistance	Good
Break Resistance	Good
Scratch Resistance	Good
Stain Resistance	Good*
Heat Resistance	-10° to +100°C‡



Personalization,  
see page 209.

PRORATED

‡Not for use in heated carts.

Note: All laminated trays must be dried  
before stacking.

\*Limited stain resistance for Birch (E75).

## RECOMMENDED USE


Moderate Use / Emphasis on Style  
with Limited Washing

- Banquet Services
- Restaurants / Cafes
- Bars / Clubs / Pubs
- Catering


Only available from Cambro European  
Logistics (CEL), Germany and Cambro  
Ōzay Bulgaria.




## Tray Colors:



E73  
Mahogany



E75  
\*Birch



E76  
Walnut



E77  
Teak



E79  
Black



E82  
Charcoal Granite



CODE	DIA / SIZE	CASE PACK
<b>Rectangular</b>		
MY2632	26,5 x 32,5 cm	24
MY2738	27 x 38	24
MY3244	32 x 44	24
MY3253	32,5 x 53	24
MY3343	33 x 43	24
MY3446	34 x 46	24
MY3646	36 x 46	24
MY3753	37 x 53	24
MY3952	39 x 52	24
MY4361	43 x 61	12
<b>Oval</b>		
MY2026	20 x 26,5	24
MY2129	21 x 29	24
<b>Round</b>		
MY3200	ø 32	24
MY3800	ø 38	24
MY4300	ø 43	24

# MADEIRA — LAMINATED TRAYS WITH TEXTURED WOOD SURFACE

## SPECIFICATIONS

Material	Laminate
Surface Characteristics	Textured — Top and Bottom
Performance	Good
Stacking Lugs	No
Dishwasher Safe	Yes — Minimal
Chemical Resistance	Excellent
Drying Test	Good
Shock Resistance	Good
Break Resistance	Good
Scratch Resistance	Good
Stain Resistance	Excellent
Heat Resistance	-10° to +100°C‡



Personalization,  
see page 209.

‡Not for use in heated carts.

Note: All laminated trays must be dried  
before stacking.

## RECOMMENDED USE

Moderate Traffic / Economic Priority

- Canteens / Cafeterias / Self-Serve
- Hotel Room Service
- Restaurants / Cafes
- Bars / Clubs / Pubs

Only available from Cambro European Logistics (CEL), Germany and Cambro Üzay Bulgaria.



## Tray Colors:



E86  
Light Oak



E87  
Brown Oak




E88  
Dark Oak



E89  
Light Olive



E90  
Brown Olive



New! E91  
Grey Oak

CODE	DIA / SIZE	CASE PACK
<b>Rectangular</b>		
MA2028	20 x 28 cm	24
MA2435	24 x 35	24
MA3343	33 x 43	24
MA3646	36 x 46	24
MA3753	37 x 53	24
MA4361	43 x 61	12
<b>Rectangular with handle</b>		
MA3142H	31 x 42	24
<b>Trapezoid</b>		
MA3652TR	36 x 52	24
<b>Round</b>		
MA3200	ø 32	24
MA3800	ø 38	24
MA4300	ø 43	24





# FAST FOOD TRAYS

## SPECIFICATIONS

Material	Polypropylene
Surface Characteristic	Textured
Performance	Good
Stacking Lugs	Yes
Dishwasher Safe	Yes-Minimal**
Chemical Resistance	Excellent
Drying Test	Good
Shock Resistance	Good
Break Resistance	Good
Scratch Resistance	Good
Stain Resistance	Good
Heat Resistance	-10° to +80°C‡



‡Not for use in heated carts.

\*\*Wash once per day for 60 seconds at a maximum temperature of 80°C.

## RECOMMENDED USE

Moderate Traffic / Economic Priority

- Quick Serve Restaurants
- Food Courts / Snack Shops



High Profile Shape



High Profile Shape with handles



1217FFH



1418FF



## Available Colors:

104 Desert Tan	106 Light Peach	107 Pearl Gray	108 Primrose Yellow
110 Black	119 Sherwood Green	163 Red	166 Orange
167 Brown	168 Blue	186 Navy Blue	409 Blush
414 Teal	416 Cranberry		

CODE	SIZE	CASE PACK
<b>Rectangular – High Profile Shape</b>		
1014FF	26,5 x 34,5 cm	24
1216FF	30 x 41	24
1418FF	35,5 x 45,7	12
<b>Rectangular – High Profile Shape with Handles</b>		
1217FFH*	30 x 43	24

\*Available in the following colors: Black (110), Sherwood Green (119), Orange (166), Brown (167), Cranberry (416). All Fast Food trays sizes manufactured in the United States can be personalized. All Fast Food trays sizes manufactured in Europe and China cannot be personalized.



# COMPARTMENT TRAYS

## SPECIFICATIONS

Code	10146CW	BCT1014	PS1014
Material	Camwear®	ABS	Co-Polymer
Surface Characteristic	Textured	Textured	Textured
Performance	Excellent	Excellent	Excellent
Stacking Lugs	Yes	Yes	Yes
Dishwasher Safe	Yes – Extensive	Yes – Extensive	Yes – Minimal
Chemical Resistance	Good	Excellent	Excellent
Drying Test	Excellent	Excellent	Excellent
Shock Resistance	Excellent	Good	Good
Break Resistance	Excellent	Good	Excellent
Scratch Resistance	Very Good	Very Good	Very Good
Stain Resistance	Very Good	Very Good	Very Good
Heat Resistance	-40° to +99°C‡	-10° to +82°C‡	-10° to +80°C‡

‡Not for use in heated carts.



PS1014

150CW, 100CW, 50CW, 45CW, 35CW, 10CW and SRB5CW reusable bowls fit in this tray and can be used to serve cereal, soup & salads.



BCT1014



PS1014 on OETR314 Open End Tray Rack.

CODE	SIZE	CASE PACK
<b>Camwear</b>		
10146CW	25,4 x 36,5 cm	24
<b>ABS - BPA FREE</b>		
BCT1014	25,4 x 36,5	24
<b>Co-Polymer - BPA FREE</b>		
PS1014	25,4 x 36,5	24



BCT1014, PS1014 & 10146CW

## RECOMMENDED USE

Moderate Traffic / Economic Priority

- School
- Universities
- Military

ABS and Co-Polymer trays are not NSF listed.



## Camwear

NSF 3 PRORATED



119 Sherwood Green




145 Yellow



416 Cranberry



133 Beige



186 Navy Blue




110 Black

## ABS

2 PRORATED



119 Sherwood Green



161 Tan



186 Navy Blue



163 Red



414 Teal



416 Cranberry

## Co-Polymer

2 PRORATED



437 Grass Green



161 Tan



414 Teal



145 Yellow



186 Navy Blue



416 Cranberry

# COMPARTMENT TRAYS

## SPECIFICATIONS

Material	Camwear®	Co-Polymer
Surface Characteristic	Textured	Textured
Performance	Excellent	Excellent
Stacking Lugs	Yes	Yes
Dishwasher Safe	Yes – Extensive	Yes – Minimal
Chemical Resistance	Good	Excellent
Drying Test	Excellent	Excellent
Shock Resistance	Excellent	Good
Break Resistance	Excellent	Excellent
Scratch Resistance	Very Good	Very Good
Stain Resistance	Very Good	Very Good
Heat Resistance	-40° to +99°C‡	-10° to +80°C‡

‡Not for use in heated carts.

## RECOMMENDED USE

Moderate Traffic / Economic Priority
– School
– Universities
– Military

100CW, SRB13CW and 50CW bowls fit in round compartment. 10CW and 150CW bowls fit in square compartment. See Dinnerware and Swirl Bowl sections.


ABS and Co-Polymer trays are not NSF listed.




915CP



1596CW



915CW & 915CP



1596CW & 1596CP

CODE	SIZE	CASE PACK
<b>Camwear</b>		
1596CW	22,9 x 38 cm	24
915CW	22,2 x 38	24
<b>Co-Polymer - BPA FREE</b>		
1596CP	22,9 x 38	24
915CP	22,2 x 38	24

## Camwear



119 Sherwood Green	404 Red
133 Beige	414 Teal
168 Blue	416 Cranberry
186 Navy Blue	110 Black
431 Translucent Blue	

## Co-Polymer



416 Cranberry	186 Navy Blue
------------------	------------------



915CW and 1596CW inside two PR314 Camracks.



## MEAL DELIVERY TRAYS

- Three deep-dish food compartments for large portions.
- Snap-on cover fits securely.
- Textured surface minimizes scratching.

**Camwear Colors:**  
Beige (133), Teal (414).  
**Lid Color:** Clear (135).


**Co-Polymer Colors:**  
Teal (414), Brown (167), Tan (161).  
**Lid Color:** White (148).

Co-Polymer is not NSF Listed.


Not for use in heated carts.



### Camwear®



133  
Beige




414  
Teal

### Co-Polymer



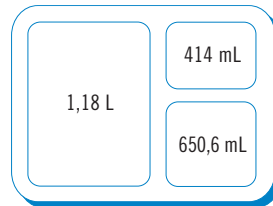
161  
Tan



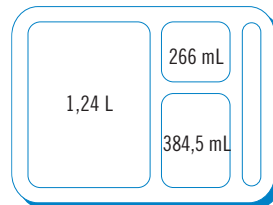
167  
Brown



414  
Teal



9113CW/9113CP



9114CW/9114CP

CODE	DESCRIPTION	DIMENSIONS W x L x D
<b>Camwear</b>		
9113CW	3 Compartments	22,8 x 27,9 x 6,8 cm
9114CW	4 Compartments	22,8 x 27,8 x 6,7
911CWC	Lid fits both trays	22,9 x 28 x 1,4
<b>Co-Polymer - BPA FREE</b>		
9113CP	3 Compartments	22,5 x 27,2 x 6,6
9114CP	4 Compartments	22,6 x 27,2 x 6,6
911CPC	Lid fits both trays	22,6 x 27,4 x 1,4

Case Pack: 24

## SEPARATOR® COMPARTMENT TRAYS

- Six compartment tray designed specifically for in-cell feeding programs.
- Serve both hot and cold food from the same tray.
- Tray with cover separates each compartment to retain food temperature and reduce spills.
- Locking ridges on top of cover and bottom of tray ensure more secure stacking.

**Camwear Color:** Beige (133).  
**Lid Color:** Clear (135).


**Co-Polymer Colors:**  
Teal (414), Brown (167), Tan (161).  
**Lid Color:** Translucent (190).

Co-Polymer is not NSF Listed.

Not recommended for heated cart.




### Camwear



133  
Beige


### Co-Polymer



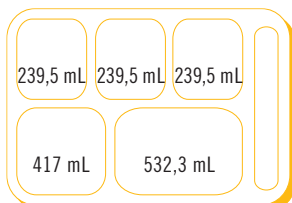
161  
Tan



167  
Brown



414  
Teal



10146DCW/10146DCP

CODE	DESCRIPTION	DIMENSIONS W x L x D
<b>Camwear</b>		
10146DCW	6 Compartments	25,4 x 36,1 x 3,3 cm
10146DCWC	Lid fits 10146DCW	26 x 36,2 x 3,5
<b>Co-Polymer - BPA FREE</b>		
10146DCP	6 Compartments	25,4 x 36 x 2,9
10146DCPC	Lid fits 10146DCP	25,6 x 35,6 x 3,6

Case Pack: 24

# TRAY ON TRAY MEAL DELIVERY SYSTEM

## Base Tray

- Combine hot and cold food portions into a reusable, single service unit.
- Works as a tray or for in-cell feeding with the insert tray.
- Base tray has 5 compartments with 1 compartment for resting the insert tray.

Camwear Color: Beige (133).

Co-Polymer Colors:  
Brown (167), Tan (161).

Co-Polymer is not NSF Listed.

Not for use in heated carts.




1411CW



1411CW base tray with 853FH insert tray

### Camwear®


NSF 3 PRORATED



133  
Beige

### Co-Polymer

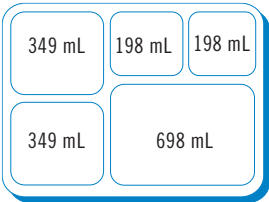
2 PRORATED



161  
Tan



167  
Brown



1411CW/1411CP

CODE	DESCRIPTION	DIMENSIONS W x L x D
<b>Camwear</b>		
1411CW	Compartments	26,8 x 36,5 x 3,3 cm
<b>Co-Polymer - BPA FREE</b>		
1411CP	Compartments	26,8 x 36,5 x 3,3
<b>Case Pack: 24</b>		

## Insert Tray

- Eight trays efficiently fit on a standard sheet pan or in an 45,5 x 65,5 cm wire rack.

Camwear Color: Beige (133).

Lid Color: Clear (135).

Co-Polymer Colors:  
Brown (167), Tan (161).

Lid Color: Translucent (190).

Heat Resistant Plastic  
Tray and Lid Color: Amber (150).

Co-Polymer is not NSF Listed.

Not for use in heated carts.



### Camwear


NSF 3 PRORATED



133  
Beige

### Co-Polymer

2 PRORATED




161  
Tan



167  
Brown

### Heat Resistant Plastic

NSF 3 PRORATED



150  
Amber



853FCW/853FCP/853FH

CODE	DESCRIPTION	DIMENSIONS W x L x D
<b>Camwear</b>		
853FCW	Compartments	16 x 22,1 x 4,8 cm
853FCWC	Lid for 853FCW	17,1 x 22,4 x 0,6
<b>Co-Polymer - BPA FREE</b>		
853FCP	Compartments	16 x 22,1 x 4,8
853FCPC	Lid for 853FCP	17,1 x 22,4 x 0,6
<b>Heat Resistant Plastic</b>		
853FH	Compartments	16 x 22,1 x 4,8
853FHC	Lid for 853FH	17,1 x 22,4 x 0,6
<b>Case Pack: 24</b>		

## COMPARTMENT SERVING TRAYS

- For cafeteria-style feeding in high security environments.
- Compartment configurations designed to meet all menu requirements.
- Trapezoid Compartment Trays space saving for self serve correctional facility feeding.

**Camwear 6-Compartment Colors:**  
Navy (186), Cranberry (416), Yellow (145),  
Sherwood Green (119), Beige (133),  
Black (110).

**7 & 5-Compartment Color:** Beige (133).  
**Co-Polymer Color:** Tan (161).

14105CP is not NSF Listed.

Trapezoid Compartment Trays are covered  
by the following U.S. Patent D 508,634.



**Camwear®**



**Co-Polymer**




NT9CP Co-Polymer Cup:  
For details contact your  
Cambro representative.



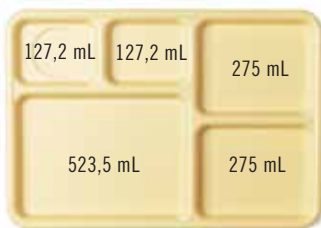
10146CW



14187TRCW



10146CW



10145CW



14105CW / 14105CP

CODE	DESCRIPTION	DIMENSIONS W x L x D	CASE PACK
<b>Camwear</b>			
14187TRCW	7 compartments, trapezoid	45,6 x 35,4 x 4 cm	12
10146CW	6 compartments	25,4 x 36,8 x 2,4	24
14105CW	5 compartments	27,2 x 35,2 x 2,9	24
10145CW	5 compartments	25,4 x 36,8 x 2,4	24
<b>Co-Polymer - BPA FREE</b>			
14105CP	5 compartments	27,2 x 35,2 x 2,9	24

## MARKET TRAYS AND PANS

### SPECIFICATIONS

Material	Fiberglass layers + polyester resin
Surface Characteristic	Smooth
Performance	Excellent
Stacking Lugs	Yes
Dishwasher Safe	Yes – Extensive
Chemical Resistance	Good
Drying Test	Excellent
Shock Resistance	Excellent
Break Resistance	Good
Scratch Resistance	Good
Stain Resistance	Excellent
Heat Resistance	-10° to +100°C‡

‡Not for use in heated carts.

### RECOMMENDED USE


Moderate Traffic /  
Economic Priority

– Deli / Buffet Displays

**Colors:** Yellow (145)\*\*, Blue (142),  
Green (140), White (148), Black (110).

\*Special order item not carried in stock –  
non-returnable.

\*\*NSF listed for non-direct food  
contact only.



CODE	DIMENSIONS W x L x D	CASE PACK
<b>Market Trays</b>		
630MT*	16,4 x 76,2 x 1,9 cm	12
826MT*	21,6 x 64,1 x 1,9	12
830MT*	21,4 x 76,2 x 1,9	12
913MT*	22 x 31,6 x 2,1	12
918MT*	22 x 45,7 x 2,1	12
926MT*	22,5 x 64,9 x 2,5	12
1015MT*	25,7 x 38,1 x 1,9	24
1030MT*	26,5 x 76,2 x 1,9	12
1218MT*	29,2 x 45,1 x 2,5	12
1224MT*	31,6 x 61 x 1,9	12
1230MT*	31,6 x 76,2 x 1,9	12
1318MT*	32,1 x 45,1 x 2,7	12
1826MT*	45,2 x 65,2 x 2,7	6
2025MT*	52,7 x 64,9 x 2,1	6
<b>Market Pans</b>		
6302MT*	16,7 x 76,2 x 5,1	12
8262MT*	21,5 x 64,1 x 5,1	12
8302MT*	21,4 x 76,2 x 5,1	12
92615MT*	22,5 x 64,8 x 3,8	12
10302MT*	26,5 x 76,2 x 5,1	12




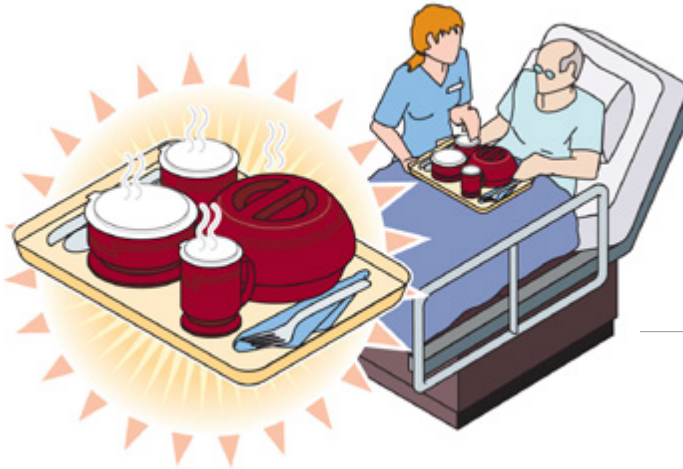
# HEALTHCARE



# Why Cambro® Healthcare?

For over 60 years Cambro has been focused on developing innovative solutions to the toughest challenges in the foodservice industry. Cambro Healthcare products are designed to perform consistently under the most demanding conditions of healthcare foodservice.

## The Components for Successful Meal Service and Patient Satisfaction



### Hot Food

The goal of any meal delivery system is to keep food hot and fresh. Safe food handling and preparation are the first steps.



### Hot Plate

Hot plate needs a plate heated to 85°-90°C. A plate that is not heated diminishes food quality for patients.



### Temperature Maintenance System

Innovative Camduction® heat retention system charges the bases to 75°-85°C fast and efficiently for any facility with a hot tray line system.



### Meal Transportation

From meal delivery carts to individual Tablotherm meal transport systems, these products can extend the heat retention of the meal to the patient's bedside.

.....  
Tablotherm Pellet System achieves temperature retention of 64°C for 2 hours.

# CAMDUCTION® COMPLETE HEAT SYSTEM – HOT MEAL DELIVERY SYSTEM

Camduction innovative hot meal delivery system is fast and efficient. Camduction is perfect for any facility with a hot tray line system. One charger can accommodate up to 300 meals per service.

Camduction Charger covered by U.S. Patent 8,263,906 B2.  
Camduction Base covered by U.S. Patent D630,897 S.  
.....  
Camduction Charger comes with 1 year warranty.  
.....

1



Quickly and efficiently heats up to 20 Camduction bases at one time. Initial start-up takes approximately 4 - 6 minutes.

Supports up to 5 trays per minute, improving operational efficiency.

Holds hot foods safe at 60°C or higher for up to 60 minutes. Based on voltage supply.



Energy efficient unit turns off after 60 minutes of inactivity.

Camduction charger is made of high-grade, durable stainless steel that remains cool to the touch.

Easy to operate: amber slot LED indicates bases are heating. Green light indicates ready.

Independent functionality of each compartment reduces the risk of service interruption.

Specify cord and plug for country of usage.


## Camduction Charger and Base



The Camduction Base provides reliable hot temperature retention.

CODE	MDSCDC9X5EU24V
DESCRIPTION	Camduction base charger, three phase
CAPACITY	20 Bases
OVERALL DIMENSIONS W x D x H	76,2 x 47,9 x 87,9 cm
VOLTAGE / PHASE	PE AC 380-480V, three phase
AMPS / HERTZ	16, 50/60
PLUG TYPE	Available in multiple plug types
ELECTRICAL CORD	2 m
INITIAL HEAT UP TIME	4 - 6 minutes
ALL INDICATOR LIGHTS	LED
UNIT WEIGHT	52,6 kg
CASE PACK	1

Color: Stainless Steel (000).

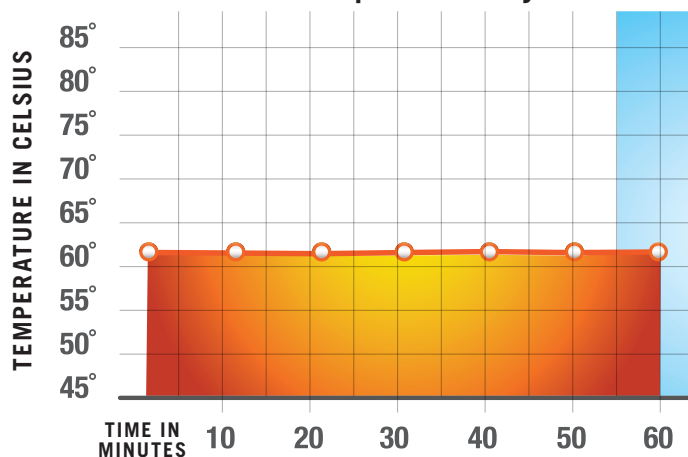
CODE	MDSCDB9EU24V 
DESCRIPTION	Camduction base holds 22,86 cm plate
OUTSIDE DIAMETER	24,31 cm
OUTSIDE HEIGHT	2,26 cm
FULL-SIZE CAMRACK®	PR59314
CASE PACK	12



# CAMDUCTION® COMPLETE HEAT SYSTEM — HOT MEAL DELIVERY SYSTEM

- Cool rims are safe to touch.
- Bases are durable and dishwasher safe.
- Resistant to chips, cracks, and breaks.
- Bases and Domes are available in navy blue and cranberry.
- Energy Efficient Unit goes in to heat retention mode. Keeps bases hot and saves energy.

**The Results of the Camduction Complete Heat System**



Results based on heated plate between 90°-100°C and hot food at approximately 85°C.

**NOTE:** Operator results may vary based on menu items and starting temperatures.

## The Camduction Base System

A heated Camduction Base, combined with a properly heated 22,8 cm Cambro Ceramic Plate, covered with a Cambro Shoreline Insulated Dome will hold hot food at safe temperatures 65°C or higher for up to 60 minutes.



**2** 2 year pro-rated warranty on Bases.



Cranberry



Navy Blue



Safe to the touch even when fully charged.

# TEMPERATURE RETENTION SYSTEMS

Cambro offers an array of products that support a variety of temperature retention systems. As each facility has its own separate needs and challenges, different serving solutions are needed.

**MDSCDB9, HK39B, MDSD9 and MDSL9**  
**Colors:** Meadow (447), Wheat (457), Speckled Gray (480), Cranberry (487), Navy Blue (497), Black (110), Smoked Metal (485)\*.

**MDSPC9 Color:** Black (110).

**MDSP9 Color:** Dark Gray (477).

**MDSPL Color:** (000).

\*Only available for Harbor Dome and Camduction Base.

MDSPL not NSF listed.

MDSCDB9 is covered by U.S. Patent D 630, 8975 S and 8,263,906 B2.



## Camduction®




- A. Insulated Dome
- B. 22,86 cm Ceramic Plate
- C. Camduction Base

## Insulated Base




- A. Insulated Dome
- B. 22,86 cm Ceramic Plate
- C. Heat Keeper Insulated Base

## Thermal Pellet



- A. Insulated Dome
- B. 22,86 cm Ceramic Plate
- C. Hot Thermal Pellet
- D. Underliner

## Cold Pellet



- A. Insulated Dome
- B. 22,86 cm Ceramic Plate
- C. Cold Pellet
- D. Underliner

## Camduction Complete Heat System

The most efficient heat retention solution, holds hot food at safe temperatures 60°C or higher for 60 minutes.

- Camduction Bases are durable and dishwasher safe.
- Resistant to chips, cracks and breaks.
- Revolutionary technology eliminates errors or issues with spikes in voltage.



**MDSCDB9EU24V**

Camduction base holds 22,86 cm plate

**OUTSIDE DIAMETER:** 24,31 cm

**OUTSIDE HEIGHT:** 2,26 cm

**FULL-SIZE CAMRACK®:** PR59314

**Case Pack:** 12

## Heat Keeper Insulating Base System

The cost-effective solution for heat retention, holds temperature for 20 minutes or more.

- Resists stains, odors and scratches.



**HK39B**

Insulating base holds 22,86 cm plate

**OUTSIDE DIAMETER:** 24,48 cm

**OUTSIDE HEIGHT:** 4,07 cm

**FULL-SIZE CAMRACK:** PR59314

**Case Pack:** 12

# MEAL DELIVERY WARE SYSTEM — THE HARBOR COLLECTION

- Attractive design provides a pleasant dining experience.
- Supports temperature maintenance.
- Available in six popular colors to complement any decor.
- Mugs and bowls fit existing line of Cambro disposable CamLids® for Shoreline Collection.
- Made of polypropylene, won't chip or break.
- High temperature dishwasher safe.
- Dome fits 22,86 cm plate.
- Works with all Cambro Temperature Retention Systems, Camduction® Complete Heat System, Camtherm® Thermal Pellet System, Heat Keeper Insulating Base System and Camchiller® Pellet System.

Cambro insulated ware is not recommended for use in a microwave oven as this will increase the likelihood of staining and cracking, neither of which is covered under the manufacturers warranty.

Insulated Harbor bowl is covered by U.S. Patent D795,017 S.



CODE	MDSHD9	MDSHB5	MDSHB9	MDSHM8
DESCRIPTION	Insulated dome covers 22,86 cm plate	Insulated small bowl	Insulated large bowl	Insulated mug
LID CODE	—	CLSM8B5, CLRSM8B5	CLSB9, CLRSB9	CLSSM8B5, CLSM8B5, CLRSM8B5
APPROX. CAPACITY	—	150 mL	270 mL	240 mL
OUTSIDE DIAMETER	25,94 cm	8,89 cm	11,11 cm	11,43 cm
HEIGHT	8,17 cm	6,1 cm	6,1 cm	10,16 cm
FULL-SIZE CAMRACK®	PR59314	16C414	9S318	16C414
CASE PACK	12	48	48	48

## Harbor Meal Delivery Ware Colors:











# MEAL DELIVERY WARE SYSTEM – THE SHORELINE COLLECTION

- Classic design, high performance, and unequalled safety at a budget-friendly price.
- Works with all Cambro Temperature Retention Systems, Camduction® Complete Heat System, Camtherm® Thermal Pellet System, Heat Keeper Insulating Base System and Camchiller® Pellet System.
- Mugs and bowls fit Cambro disposable CamLids®.
- Domes and delivery ware are made of durable polypropylene.

Cambro insulated ware is not recommended for use in a microwave oven as this will increase the likelihood of staining and cracking, neither of which is covered under the manufacturers warranty.



## Insulated Meal Delivery Ware




						
CODE	MDSB9	MDSB16	MDSM8	MDSB5	MDSB9	MDSB16
DESCRIPTION	Insulated dome covers 22,86 cm plate	Low profile insulated dome covers 22,86 cm plate	Insulated mug	Insulated sm. Bowl	Insulated lg. Bowl	Insulated entree bowl
LID CODE	—	—	CLSSM8B5, CLSM8B5, CLRSMB5	CLSSM8B5, CLSM8B5, CLRSMB5	CLSB9, CLRSB9	CLRSB16
APPROX. CAPACITY	—	—	240 mL	150 mL	270 mL	500 mL
OUTSIDE DIAMETER	25,94 cm	25,94 cm	8,89 cm*	8,89 cm	11,11 cm	13,65 cm
HEIGHT	8,17 cm	6,99 cm	10,16 cm	6,1 cm	6,1 cm	6,1 cm
FULL-SIZE CAMRACK®	PR59314	PR59314	16C414	16C414	9S318	9S318
CASE PACK	12	12	48	48	48	48

\*MDSM8 Diameter 11,43 cm with Handle.

### Shoreline Meal Delivery Ware Colors:



## Disposable Lids for Meal Delivery Ware

			
LID CODE	CLSM8B5	CLSB9	CLSSM8B5
DESCRIPTION	Sm. disp. lid	Lg. disp. lid	Disp. sip lid
FITS	MDSB5, MDSM8, MDSHB5	MDSB9, MDSHB9	MDSB5, MDSM8, MDSHM8
OUTSIDE DIAMETER	9,1 cm	11,28 cm	9,1 cm
HEIGHT	0,76 cm	0,76 cm	1,9 cm
CASE PACK	1,500	1,000	1,000

CLSM8B5, CLSB9 Color: Translucent (190). CLSSM8B5 Color: White (148).  
Sold in full cases only. No broken cartons.



# TEMPERATURE RETENTION SYSTEMS

## Camtherm® Thermal Pellet System

The perfect choice for maximum heat retention, holds temperature for 60 minutes or more.

- Holds heat at its core to keep hot foods at safe temperatures.
- Stays 11°C cooler on the edge than metal pellets to protect staff and patients from burns.
- Is a high-density plastic material that won't dent like metal pellets.



### MDSP9

Thermal pellet holds 22,86 cm plate

**OUTSIDE DIAMETER:** 24 cm

**OUTSIDE HEIGHT:** 4,45 cm

**FULL-SIZE CAMRACK®:** PR59314

**Case Pack:** 12



### MDSL9

Pellet underliner holds 24,13 cm pellet

**OUTSIDE DIAMETER:** 24,29 cm

**OUTSIDE HEIGHT:** 4,6 cm

**FULL-SIZE CAMRACK:** PR59314

**Case Pack:** 12



### MDSPL

Camtherm thermal pellet lifter

**OUTSIDE DIAMETER:** 8 cm

**OUTSIDE HEIGHT:** 7,6 cm

**Case Pack:** 1

## Camchiller® Pellet System

Keeps cold food below or at 4°C for up to 45 minutes when used with a chilled plate and insulated dome.

- Shatter-resistant at freezing temperature.
- Stackable for easy transport and storage.
- Can be used with or without an underliner.
- High-temperature dishwasher safe.



### MDSPC9

Camchiller pellet holds 22,86 cm plate

**OUTSIDE DIAMETER:** 24,31 cm

**OUTSIDE HEIGHT:** 3,42 cm

**FULL-SIZE CAMRACK:** PR59314

**Case Pack:** 12



### MDSL9

Pellet underliner holds 24,13 cm pellet

**OUTSIDE DIAMETER:** 24,29 cm

**OUTSIDE HEIGHT:** 4,6 cm

**FULL-SIZE CAMRACK:** PR59314

**Case Pack:** 12

## Domes, Plate Cover and Plate for all Cambro Temperature Retention Systems



**MDSD9**



**MDSL9**



**MDSHD9**



**909CW**



**MDSPLT9**

CODE	MDSD9	MDSL9	MDSHD9	909CW	MDSPLT9
DESCRIPTION	Insulated dome covers 22,86 cm plate	Low profile insulated dome covers 22,86 cm plate	Insulated dome cover for 22,86 cm plate	Camwear Camcover	Ceramic plate
OUTSIDE DIAMETER	25,94 cm	25,94 cm	25,94 cm	26,2 cm	22,86 cm
OUTSIDE HEIGHT	8,17 cm	6,99 cm	8,17 cm	6,99 cm	2,54 cm
FULL-SIZE CAMRACK	PR59314	PR59314	PR59314	PR59314	PR314
CASE PACK	12	12	12	12	24

**MDSD9, MDSL9 and MDSHD9 Colors:** Meadow (447), Wheat (457), Speckled Gray (480), Cranberry (487), Navy Blue (497), Black (110), Smoked Metal (485)\*. **909CW Colors:** Clear (152), Amber (153), Beige (133), Silver (486). **MDSPLT9 Color:** White (148). \*Smoked Metal (485) only available for Harbor Dome. MDSPLT9 Sold in full cases only.



# REUSABLE CAMLIDS® FOR MEAL DELIVERY SYSTEMS

- Save up to 75% in lid costs each year.
- Reduce your waste-stream significantly each year when you switch from disposables to reusables.
- Dishwasher safe.
- Made of durable polypropylene.
- Fits both Shoreline and Harbor Collection mugs and bowls.
- Contact your Cambro Sales Representative for a Customized Savings Calculator!

**Reusable CamLid Color:**  
Speckled Gray (480).

**Camrack Wash and Store Rack Color:**  
Kelly Green (452).

**Camrack Base Full Size Color:**  
Soft Grey (151).

**Full Rack Cover Color:** Grey (180).

CLRWSR36 is covered under U.S. patent D 617,069.

Full Rack Cover not NSF certified.




Visit [www.cambro.com/savemoney](http://www.cambro.com/savemoney) for a Customized Savings Calculator!



## Camrack® Wash and Store Rack

- Designed for safe and secure washing and storing of Reusable CamLids, CLRSB9 and CLRSM8B5 only.
- Each Camrack Wash and Store Rack holds 36 Reusable CamLids.
- 2 Wash and store Racks fit in a Full Size Base Rack.



CODE	DESCRIPTION	DIMENSIONS	CASE PACK
<b>Reusable CamLids</b>			
CLRSM8B5	Fits 240 mL mug and 150 mL bowl	H x Dia. 0,71 x 9,05 cm	240
CLRSB9	Fits 270 mL bowl	0,71 x 11,32	240
CLRSB16	Fits 500 mL bowl	0,71 x 13,97	240
<b>Accessories for CLRSM8B5 and CLRSB9</b>		<b>L x W x H</b>	
CLRWSR36	Camrack wash and store rack to wash 36 reusable lids	20,96 x 45,4 x 13,97	4
BR578	Camrack full size base rack with 2 extenders	50 x 50 x 18,4	4
DRC2020	Full rack cover	50 x 50 x 2,4	1
<b>Accessories for CLRSB16</b>		<b>L x W x H</b>	
PR500	9 x 9 peg rack with 1 extender	50,17 x 50,17 x 14,29	5
E3	Full size open extender	50,17 x 50,17 x 2	12
CRPHDG2878	Full size square hold down grid	46,67 x 46,67	6

Reusable CamLids sold in cases only. No broken cartons.



# HEALTHCARE TUMBLER, SWIRL BOWL AND DISPOSABLE CAMLIDS®

## Lido® Tumblers with Disposable Lids



<b>TUMBLER CODE</b>	<b>LDT6</b>	<b>LDT9</b>
<b>LID CODE</b>	<b>CLST6</b>	<b>CL900P</b>
<b>TUMBLER CAPACITY</b>	177 mL	266 mL
<b>CASE PACK TUMBLER / LID</b>	36 / 1,000	36 / 1,000

**Color:** Translucent (190). Sold in full cases only. No broken cartons.

The 6 & 9 ounce Lido tumblers are marked with 2 ounce increments from the top down for easy patient liquid intake recording.

## Laguna® Tumblers with Disposable Lids



<b>TUMBLER CODE</b>	<b>LT6</b>	<b>LT10</b>	<b>LT12</b>
<b>LID CODE</b>	<b>CLLT6</b>	<b>CLLT10</b>	<b>CLLT12</b>
<b>TUMBLER CAPACITY</b>	177,4 mL	295,7 mL	354,9 mL
<b>CASE PACK TUMBLER / LID</b>	36 / 1,500	36 / 1,000	36 / 1,000

**Color:** Translucent (190). Sold in full cases only. No broken cartons.

## Swirl Bowl with Disposable Lids



<b>SWIRL BOWL CODE</b>	<b>SRB5CW / SRB5</b>
<b>LID CODE</b>	<b>CLSRB5</b>
<b>SWIRL BOWL CAPACITY</b>	148 mL
<b>CASE PACK BOWL / LID</b>	24 / 1,000

**Color:** Clear (152). Made of (P.E.T.). Sold in full cases only. No broken cartons.

## Colorware Tumblers with Disposable Lids



<b>TUMBLER CODE</b>	<b>500P / 500P2</b>	<b>800P / 800P2</b>	<b>900P / 900P2</b>	<b>950P / 950P2</b>
<b>LID CODE</b>	<b>CLJ6</b>	<b>CL800P</b>	<b>CL900P</b>	<b>CL950P</b>
<b>TUMBLER CAPACITY</b>	154 mL	236,6 mL	287 mL	290 mL
<b>CASE PACK TUMBLER / LID</b>	72 / 24 / 1,000	72 / 24 / 1,000	72 / 24 / 1,000	72 / 24 / 1,000

**Color:** Translucent (190). Sold in full cases only. No broken cartons.

## Newport Tumblers with Disposable Lids



<b>TUMBLER CODE</b>	<b>NT5</b>	<b>NT8</b>	<b>NT9</b>	<b>NT10</b>	<b>NT12</b>
<b>LID CODE</b>	<b>CLNT5</b>	<b>CLNT8</b>	<b>CLNT9</b>	<b>CLNT10</b>	<b>CLNT12</b>
<b>TUMBLER CAPACITY</b>	189 mL	228 mL	266 mL	300 mL	373 mL
<b>CASE PACK TUMBLER / LID</b>	36 / 1,500	36 / 1,000	36 / 1,000	36 / 1,000	36 / 1,000

**Color:** Translucent (190). Sold in full cases only. No broken cartons.

# CAMSHELVING® HYGIENIC DRYING RACKS



- Keep tray line and warewashing areas organized and prevent wet stacking by storing newly washed products upright for faster drying before storing.
  - Non-corrosive, break resistant and easy to assemble.
  - Mobile racks allow for easy floor clean up and maneuverability.
  - Drying cradles are removable and are high temperature dishwasher safe.
  - Combine individual drying cradles to build custom drying racks on 610 mm deep Camshelving units.
- Lifetime warranty against rust and corrosion on posts and traverses.
  - Drying Cradles are made of high impact ABS material.

**\*Camshelving Premium Series Color:**  
Speckled Gray (480).  
**\*\*Drying Cradle Color:** Soft Gray (151).





**Casters:**  
4 Premium Casters: (2 swivel with total locking brake, 2 swivel with no brake).



## Vertical Drying and Storage Rack

- Securely holds various sizes of trays, cutting boards, baking sheet pans, lids and plates 20,5 to 34,3 cm.
- Drying Cradles are installed directly onto shelf traverses.
- Fits 610 mm shelves.

7-Slot Drying Cradle is covered by U.S. Patent D 663,912 S.



CSDR7  
7-Slot Drying Cradle  
Width Per Slot: 3,3 cm

CODE	DESCRIPTION	DIMENSIONS D x L x H	HOLDING CAPACITY	CASE PACK
<b>Camshelving Premium*</b>				
CPMU244875DRPKG	Vertical drying rack	610 x 1220 x 1980 mm	84 Trays	1
CPMU246075DRPKG	Vertical drying rack	610 x 1530 x 1980	105	1
<b>Drying Cradles**</b>				
CSDR7	7-Slot drying cradle	597 x 260 x 95	—	1
CSDR73	7-Slot drying cradle	597 x 260 x 95	—	3

Drying Cradles fit on Camshelving Premium Series, mobile or stationary 610 mm deep shelves to 1830 mm in length. **Package Includes:** Pre-assembled mobile post kits, 6 traverses for each model, 12 or 15 drying cradles and premium swivel casters with total locking brake. Assembly required.



CPMU244875DRPKG  
Camshelving Premium


# CAMSHELVING® HYGIENIC DRYING RACKS

## Angled Drying and Storage Rack

- Securely holds up to 128 meal delivery Pellets/Bases or a variety of food pan sizes, pots and kitchen wares.
- Drying Cradles are installed directly onto shelf traverses.
- Fits 610 mm shelves.

\*Camshelving Premium Series Color: Speckled Gray (480).  
 \*\*Drying Cradle Color: Soft Gray (151).

8-Slot Drying Cradle is covered by U.S. Patent D739,989 S.




CSDR8  
 8-Slot Drying Cradle  
 Width Per Slot: 6 cm

CODE	DESCRIPTION	DIMENSIONS D x L x H	HOLDING CAPACITY	CASE PACK
<b>Camshelving Premium*</b>				
CPMU244875PDPKG	Angled drying rack	610 x 1220 x 1980 mm	128 Pellets and bases or 16 GN 1/1 food pans	1
<b>Drying Cradles**</b>				
CSDR8	8-Slot drying cradle	592 x 263 x 160	—	1
CSDR84	8-Slot drying cradle	592 x 263 x 160	—	4

Individual Drying Cradles fit on Camshelving Premium Series 610 mm deep shelves only, mobile or stationary.

**Package Includes:** Units ship complete with 2 mobile post kits, 8 traverses, 16 angled drying cradles and premium swivel casters with total locking brake. Assembly required.




CPMU244875PDPKG  
 Camshelving Premium

## Dome Drying and Storage Rack

- Securely holds 100 meal delivery domes.
- Drying Cradles are installed directly onto shelf traverses.
- Fits 610 mm shelves.

\*Camshelving Premium Series Color: Speckled Gray (480).  
 \*\*Drying Cradle Color: Soft Gray (151).

10-Slot Drying Cradle is covered by U.S. Patent D 736,488 S.



CSDDC24  
 10-Slot Drying Cradle  
 Width Per Slot: 7,8 cm

CODE	DESCRIPTION	DIMENSIONS D x L x H	HOLDING CAPACITY	CASE PACK
<b>Camshelving Premium*</b>				
CPMU243675DDPKG	Dome drying rack	610 x 980 x 1790 mm	100 Domes	1
<b>Drying Cradles**</b>				
CSDDC24	10-Slot drying cradle	597 x 415 x 86	—	1
CSDDC245	10-Slot drying cradle	597 x 415 x 86	—	5

Individual Drying Cradles fit on Camshelving Premium Series 610 mm deep shelves only, mobile or stationary.

**Package Includes:** Pre-assembled mobile post kits, 10 traverses, 10 drying cradles and premium swivel casters with total locking brake. Assembly required.



CPMU243675DDPKG  
 Camshelving Premium



# TABLOTHERM CAM GOBOX® MEAL DELIVERY SYSTEM

The Tablotherm Cam GoBox is the cost-effective solution for delivering single-served meals. This lightweight insulated tray separates hot and cold foods, keeping meals at safe temperatures for up to 60 minutes. Extra compartments can be used for beverages and snacks for a convenient and complete meal delivery.

Lids 122701118, 122700021 and 122700023 are BPA Free.  
.....



Excellent insulation and temperature retention.

Made of expanded polypropylene.

Maintains hot and cold foods safe in one unit for up to 60 minutes.

Stackable, lightweight individual meal delivery system for easy transportation and storage.

# TABLOTHERM CAM GOBOX® MEAL DELIVERY SYSTEM



## ITENEPP

EPP Tablotherm without dishes

**EXTERIOR DIM.** L x W x H:  
37 x 53 x 11,8 cm

**UNIT WEIGHT:** 0,55 kg

**Case Pack:** 1 **Color:** Grey (107).



## ITENEPP118

EPP Tablotherm with dishes -  
2 rectangular dishes 11 x 18 cm,  
2 bowls 14 cm, reusable covers

**EXTERIOR DIM.** L x W x H:  
37 x 53 x 11,8 cm

**UNIT WEIGHT:** 2,53 kg

**Case Pack:** 1 **Color:** Grey (107).



## ITENEPP21

EPP Tablotherm with dishes -  
1 plate 21 cm, 2 bowls 14 cm,  
reusable covers

**EXTERIOR DIM.** L x W x H:  
37 x 53 x 11,8 cm

**UNIT WEIGHT:** 2,27 kg

**Case Pack:** 1 **Color:** Grey (107).



## ITENEPP23

EPP Tablotherm with dishes -  
1 two-compartment plate 23 cm,  
bowls 14 cm, reusable covers

**EXTERIOR DIM.** L x W x H:  
37 x 53 x 11,8 cm

**UNIT WEIGHT:** 2,32 kg

**Case Pack:** 1 **Color:** Grey (107).



## ITENEPP118H

EPP Tablotherm with dishes - 2  
rectangular dishes 11 x 18, 2  
Shoreline bowls MDSB16 (13,6 cm)  
(500 mL), 2 reusable covers CLRSB16

**EXTERIOR DIM.** L x W x H:  
37 x 53 x 11,8 cm

**UNIT WEIGHT:** 1,82 kg

**Case Pack:** 1 **Color:** Grey (107).



## ITENEPP21H

EPP Tablotherm with dishes - 1 plate  
21 cm, 2 Shoreline bowls MDSB16  
(13,6 cm) (500 mL), 2 reusable  
covers CLRSB16

**EXTERIOR DIM.** L x W x H:  
37 x 53 x 11,8 cm

**UNIT WEIGHT:** 1,57 kg

**Case Pack:** 1 **Color:** Grey (107).



## ITENEPP23H

EPP Tablotherm with dishes - 1  
two-compartment plate 23 cm, 2  
Shoreline bowls MDSB16 (13,6 cm)  
(500 mL), 2 reusable covers CLRSB16

**EXTERIOR DIM.** L x W x H:  
37 x 53 x 11,8 cm

**UNIT WEIGHT:** 1,62 kg

**Case Pack:** 1 **Color:** Grey (107).

## Ceramicware



CODE	122401118	122701118	122400021	122700021	122400023	122700023	122500014	122700014	MDSB16
DESCRIPTION	Porcelain rectangular dish	Rectangular dish cover for 122400018	Porcelain plate	Plate cover for 122400021	2-compartment porcelain plate	Plate cover for 122400023	Porcelain bowl 14 cm	Bowl cover	Insulated Shoreline bowl - 500 mL
EXTERIOR DIM. (CM)	11 x 18	11 x 18	Ø 21	Ø 21,5	Ø 23	Ø 23,5	Ø 14 x 0,7	Ø 14,5	Ø 13,6 x 6
UNIT WEIGHT (KG)	0,45	0,06	0,58	0,18	0,6	0,2	0,44	0,04	0,13
<b>Case Pack:</b> 1 <b>Color:</b> (000).									

# TABLOTHERM MEAL DELIVERY SYSTEM

## The ideal single-serve meal delivery system for in-home service

- Transport and serve hot and cold food in one complete unit.
- Maintain safe food temperatures for over 1 hour.\*
- Lightweight design makes transportation easy and convenient.
- Two sizes accommodate a variety of meal options.
- Dishwasher safe.



Tablotherms stack for easy transportation and storage.

Molded-in dimples secure the sealed lids on dishware to prevent spills and enhances temperature retention.


Compact design makes transport easy.

Break-resistant china dishware.

Safely hold hot and cold meals in one unit.



Meal set-up is convenient with Tablotherm trays and dishes.



\*With heated pellet. Not for use in heated carts.



# TABLOTHERM INSULATED TRAYS

Minimum Food & Plate  
Temperature before Plating: 85° - 90°C



Only available from Cambro  
European Logistics (CEL), Germany.



ITPD3253 - Gastronorm size



ITPD3753T - Euronorm size



Light gray polypropylene lid with integrated rubber seal. Lids cannot be used in microwave oven.

CODE	DESCRIPTION	DIMENSIONS W x L x H
<b>Tablotherm – Insulated Tray with Porcelain Dishes, seal covers and pellet</b>		
ITPD3753T	<b>Euronorm insulated tray including:</b> 1 ea. two-compartment plate (122 400 050), 1 ea. reusable cover (122 600 050), 1 ea. Pellet (165PW), 3 ea. multi-purpose bowls: 2 ea. 400 mL (122 500 050), 1 ea. 500 mL (122 450 050) and 3 ea. reusable covers: 2 ea. (122 700 050) and 1 ea. (122 650 050)	37 x 53 x 10,5 cm
ITPD3253	<b>Gastronorm insulated tray including:</b> 1 ea. two-compartment plate (122 400 050), 1 ea. reusable cover (122 600 050), 1 ea. pellet (165PW) 2 ea. multi-purpose bowl (122 500 050) and 2 ea. reusable cover (122 700 050)	32,5 x 48 x 10,5
<b>Tablotherm – Insulated Tray without porcelain dishes, seal covers and pellet</b>		
IT3753T	Euronorm insulated tray – empty	37 x 53 x 10,5
IT3253	Gastronorm insulated tray – empty	32,5 x 48 x 10,5
<b>Porcelain dishes</b>		
122 400 050	Two compartment plate. Outside ø 254 mm capacity 750 mL (white)	—
122 450 050	Multi-purpose bowl. Outside ø 142,2 mm capacity 500 mL (white)	—
122 500 050	Multi-purpose bowl. Outside ø 120 mm capacity 400 mL (white)	—
<b>Reusable polypropylene covers, light gray with integrated rubber seal</b>		
122 600 050	For two compartment plate	—
122 650 050	For multi-purpose bowl – 500 mL	—
122 700 050	For multi-purpose bowl – 400mL	—
<b>Pellet System</b>		
165PW	SMC pellet ø 16,5 cm	—
<b>Menu card</b>		
112 430 000	Yellow menu cards 100 x 70 mm	—
<b>Latches</b>		
122 201 050	Latches with menu card holder (IT3253, ITPD3253)	—
122 200 050	Latches without menu card holder (IT3253, ITPD3253)	—
122 260 050	Latches and screw kit: 1 ea. latch, 4 ea. screws (IT3753T, ITPD3753T)	—
<b>Tablotherm with Insulated Dishware</b>		
ITPD3753TH	1 ea. two-compartment plate (122 400 050), 1 ea. reusable cover (122 600 050), 1 ea. Pellet (165PW), 3 ea. multi-purpose bowls: 2 ea. 270 mL (MDSB9), 1 ea. 500 mL (MDSB16) and 3 ea. reusable covers: 2 ea. (CLRSB9T) and 1 ea. (CLRSB16T)	37 x 53 x 10,5
<b>Insulated Dishware for ITPD3753TH</b>		
MDSB9	Insulated large bowl. Outside ø 111,1 mm – 270 mL	—
MDSB16	Insulated entree bowl. Outside ø 136,5 mm – 500 mL	—
CLRSB9T	Reusable CamLid® – 270 mL	—
CLRSB16T	Reusable CamLid – 500 mL	—

ITPD3753T, IT3753T, ITPD3753TH Color: Gray and Blue. ITPD3253, IT3253 Color: Two Tone Gray. 165PW Color: (A42).  
MDSB16, MDSB9 Color: Speckled Gray (480). CLRSB16T, CLRSB9T Color: Speckled White (490). 165PW Case Pack: 1 Each.  
For a complete guide to maximizing heat retention, contact your Cambro representative.


# ANTIMICROBIAL CAMGUARD® VERSA TRAYS

- High performance polyester tray for ultra-intensive use.
- Built-in antibacterial protection eliminates bacteria between tray washings and will not wash off or wear away for the life of the tray.
- Reinforced polyester corners provide superior corner and edge protection against impact.
- Stacking lugs allow air circulation for fast drying and perfect stacking.
- Temperature range resistance from -40° to 140°C.‡
- Dishwasher safe – Wash as often and as frequently as needed.

‡ Not for use in heated carts.



Only available from Cambro  
European Logistics (CEL), Germany.



High Profile Shape

Low Profile  
Design Shape



Flat Edge Shape



**camguard**

ANTIMICROBIAL TRAYS

Trays have built-in antimicrobial properties to protect against mildew growth and bacterial odors. This protection will not wash or wear off.

Unprotected Surface versus Camguard Treated Surface 24 Hour Test.



Unprotected



Protected with Camguard

CODE	DIMENSIONS
<b>Versa Trays – High Profile Shape</b>	
VT1418AB	35,5 x 45,7 cm
VT3343AB	33 x 43
<b>Versa Century™ Trays – Low Profile Design Shape</b>	
VT3646CAB	35,5 x 45,7
VT3343CAB	32,9 x 42,9
<b>Versa Trays – Flat Edge Shape</b>	
GP1070AB*	26,5 x 32,5
GP1080AB*	26,5 x 37
GP3980AB*	37 x 53
GP4002AB*	32,5 x 53

**Case Pack: 12**

\*Designed with reinforced corners for automatic off-stacking onto conveyor belt dishwashers.



Innovative low profile and low corner design increases space utilization of tray surface and customer comfort while eating.



Reinforced polyester corners provide superior corner and edge protection against impact.



Stacking lugs keep trays stacked securely in place and ensure proper air flow.

**Tray Color:**



A83

Granite

# POLYESTER DECORATED VERSA TRAYS WITH SMOOTH OR NON-SLIP SURFACE

- Reduce waste, save money and provide a stable tray surface for meal delivery.
- Switching from paper tray mats will generate annual savings of over 50%.
- Your Green Initiatives will get rapid results with the elimination of up to 10 tons of trash each year.
- High performance polyester tray for ultra-intensive use.
- Reinforced polyester corners provide superior corner and edge protection against impact.
- Stacking lugs allow air circulation for fast drying and perfect stacking.
- Dishwasher safe – Wash as often and as frequently as needed.

‡ Not for use in heated carts.

\*Designed with reinforced corners for automatic off-stacking onto conveyor belt dishwashers.

If you are using Thermo-Chemical Disinfection Equipment, please contact us. We will assist you finding the right tray for your application


**Personalization:** Contact your Cambro representative for pricing.



Flat Edge Shape

**Only available from Cambro European Logistics (CEL), Germany.**

**Minimum quantity order from CEL:**  
Stock item one case, Non-stock item 120 pieces. No broken carton.



Non-Slip Trays grip firmly providing safer meal delivery service.



CODE	SIZE	CASE PACK
<b>Smooth surface – Flat Edge Shape</b>		
GP0540*	46 x 34,4 cm	12
GP3980*	53 x 37	12
GP4002*	53 x 32,5	12
GP4004	53 x 32,5	12

Temperature range resistance from -40° to 90°C.‡



PRORATED

CODE	SIZE	CASE PACK
<b>Non-slip surface – Flat Edge Shape</b>		
GP3980NS*	53 x 37 cm	12
GP4002NS*	53 x 32,5	12
GP0540NS*	46 x 34,4	12
GP1080NS*	37 x 26,5	12

**Only available in colors:** B22, B93, B99, B100.

Temperature range resistance from -40° to 80°C.‡



PRORATED


## Patterns and Tray Base Colors:




**B101**  
Brushed Steel on Light Grey Tray



**B27**  
Light Grey on Light Grey Tray



**B95**  
Pebbled White on Light Grey Tray



**B93**  
Titan on Granite Tray



**B100**  
Pebbled Black on Terrazzo Tray



**B22**  
Sahara on Sahara Tray



**B99**  
Pebbled Black on Light Grey Tray



**B96**  
Pebbled White on Terrazzo Tray



# POLYESTER NON-SLIP VERSA LITE TRAYS

- Non-Slip surface provides a better grip for safer meal delivery.
- Reduce your environmental waste-stream each year when you switch from paper tray mats to Non-Slip Versa Lite Trays.
- Standard performance polyester tray for intensive use.
- Reinforced polyester corners provide superior corner and edge protection against impact.
- Stacking lugs allow air circulation for fast drying and perfect stacking.
- Temperature range resistance from -40° to 80°C.‡
- Dishwasher safe – Wash up to 3 times per day.


**Colors:** Sahara on Sahara Tray (B22), Titan on Speckled Smoke Tray (B14), Sahara on Pearl White Tray (B11), Pebbled Black on Light Grey Tray (B99).

**Personalization:** Contact your Cambro representative for pricing.

‡ Not for use in heated carts.



Only available from Cambro European Logistics (CEL), Germany.



High Profile Shape

Low Profile Design Shape



Flat Edge Shape



Versa Lite Century Trays have low edges and ergonomic corners that enhance comfort.



Stacking lugs keep trays stacked securely in place and ensure proper air flow.




Reinforced polyester corners provide superior corner and edge protection against impact.

CODE	DIMENSIONS
<b>Versa Lite Trays – High Profile Shape</b>	
VL1418NS	35,5 x 45,7 cm
VL3343NS	33 x 43
<b>Versa Lite Century™ Trays – Low Profile Design Shape</b>	
VL3646CNS	35,5 x 45,7
VL3343CNS	33 x 43
<b>Versa Lite Trays – Flat Edge Shape</b>	
GL3980NS*	37 x 53
GL4002NS*	32,5 x 53

**Case Pack:** 12

\*Designed with reinforced corners for automatic off-stacking onto conveyor belt dishwashers.

## Tray Colors:



B22  
Sahara on Sahara Tray



B99  
Pebbled Black on Light Grey Tray



Non-Slip Trays grip firmly providing safer meal delivery service.

## NON-SLIP VERSA CAMTRAYS®

- Non-Slip Trays reduce waste, save money and provide a stable tray surface for meal delivery.
- Switching from paper tray mats will generate annual savings over 50%.
- Green Initiatives will get rapid results with the elimination of tons of trash each year.
- Non-Slip Camtrays provide a better grip for safer meal delivery.
- Dishwasher safe in low and high temperatures.
- Stacking lugs allow for quick drying.
- Temperature range resistance from -40° to 80°C.‡

**Camtray and Dietary Tray Colors:**  
Black with Pebbled Black (382),  
Pearl Gray with Titan (381),  
Ivory with Sahara (380).

**Personalization:** Contact your Cambro representative for pricing.

‡ Not recommended for heated carts.

NSF Listed for non-direct food contact only.



Non-Slip trays grip table top items firmly.

CODE	DESCRIPTION	DIMENSIONS
1418VC	Non-Slip Versa Camtray	35,5 x 45,7 cm
1520VC	Non-Slip Versa Camtray	38 x 51

Case Pack: 12

## NON-SLIP VERSA CAMTRAYS FOR ROOM SERVICE

- Ergonomic handles allow for safe and elegant meal delivery.
- Trays fit within existing meal delivery carts that accommodate 35,5 x 45,7 or 38 x 51 cm trays.
- Non-Slip surface eliminates the need for tray mats saving time and money.
- Dishwasher safe at high and low temperatures.
- Stacking lugs allow for quick drying.
- Temperature range resistance from -40° to 80°C.‡
- 38 x 51 cm tray is ideal for room service.


**Room Service Tray Colors:**  
Black with Pebbled Black (382),  
Pearl Gray with Titan (381),  
Ivory with Sahara (380).

**Personalization:** Contact your Cambro representative for pricing.

‡ Not recommended for heated carts.

Non-Slip Versa Camtrays for Room Service is covered by U.S. Patent D 683,191 S.

NSF Listed for non-direct food contact only.



High Profile Shape

Flat Edge Shape



Black with Pebbled Black (382)

Pearl Gray with Titan (381)

Ivory with Sahara (380)

CODE	DESCRIPTION	DIMENSIONS
1418VCH	Non-Slip Versa Camtray with handles	35,5 x 45,7 cm
1520VCRST	Non-Slip Versa Camtray with handles	38 x 51

Case Pack: 12



# CAMWEAR® NON-SLIP TRAY

- Ideal for healthcare patient meal delivery and in high-traffic cafeterias.
- Scratch-resistant, made of durable Camwear.
- Non-Slip eliminates the need for tray mats, saving time and money.
- Enhances stability, providing safer transport and service.
- Stacking lugs keep trays in place and ensure proper airflow between trays.
- Commercial dishwasher safe at high and low temperatures.
- Trays with handles are also available without non-slip surface.

Colors: Black (110), Dark Cranberry (488), Smoked Metal (485).

\*Not recommended for use in heated carts.

NSF Listed for non-direct food contact only.



Black (110)

Dark Cranberry (488)

Smoked Metal (485)

CODE	DESCRIPTION	DIMENSIONS
<b>Non-Slip Surface</b>		
1418CWNS	Camwear non-slip tray	35,5 x 45,7 cm
1520CWNS	Camwear non-slip tray	38 x 51
1418CWNSH*	Camwear non-slip tray with handles	35,5 x 45,7
1520CWNSH*	Camwear non-slip tray with handles	38 x 51
<b>Non-Slip Surface</b>		
1520CWH	Camwear tray with Handles	38 x 51

Case Pack: 12



1520CWNS

1520CWNSH

# CAMTRAYS® WITH HANDLES

- Enhance your tray presentation with these easy-to-grip, ergonomic, contoured handles.
- Stain, Scratch and odor resistant.
- Made of durable lightweight and high-impact fiberglass.
- Stacking lugs keep trays in place and ensure proper airflow between trays.
- Dishwasher safe at high and low temperatures.

Available in Group I colors.

Special order item not carried in stock, non-returnable. One case order minimum.

NSF listed for non-direct food contact only.

Personalization through digital printing process only. Please refer to Camtray Personalization section for details.



1520H

CODE	DESCRIPTION	DIMENSIONS
1418H	Camtray with handles	35,5 x 45,7 cm
1520H	Camtray with handles	38 x 51

Case Pack: 12



## MEAL DELIVERY CARTS FOR TRAY SERVICE

- Transport meal trays from the kitchen to acute care patients, nursing home residents or correctional facility inmates.
- Enhance patient satisfaction with high quality, room service style meals served quietly and efficiently.
- Tough, one-piece, double-wall polyethylene carts are easy to clean and won't rust, dent, crack, chip or break.
- Non-electric and requires no assembly.
- Features light-weight non-insulated ABS doors.
- Features four total locking quiet, non-marking nylon casters (2 rigid, 2 swivel with brake). MDC1411T60 comes standard with plated casters.
- Features a latching mechanism to secure the doors closed during transport and a magnetic device to hold doors open 270° when loading or serving.

Single door 10-Tray Meal Delivery Cart is covered by U.S. Patent D 723,237 S.



## 10-TRAY DUAL ACCESS ROOM SERVICE CART – LOW PROFILE



<b>CODE</b>	<b>MDC1520S10D</b>
<b>TRAY SIZE</b>	38 x 51 / 37 x 53 cm
<b>TRAYS PER COMPARTMENT/ RAIL SPACING</b>	5 / 13,3 cm
<b>EXTERNAL DIMENSIONS W x D x H</b>	77,5 x 97,5 x 109 cm
<b>INTERNAL DIMENSIONS W x D x H</b>	53,6 x 78,7 x 66,6 cm
<b>CASTER TYPE</b>	Nylon, 12,7 cm 2 rigid, 2 swivel with brake
<b>UNIT WEIGHT</b>	42 kg

Case Pack: 1 Colors: Granite Gray (191), Granite Sand (194).



# AIRPOT AND CONDIMENT STATION

- Holds three airpots for safe transport and service.
- Compartments are designed for stir sticks, napkins and a variety of condiments.
- Stain and odor resistant.
- Made of durable ABS material.
- Fits Cambro's 10-tray room service carts.

BSACS patent pending.



CODE	DIMENSIONS W x D x H	CASE PACK
BSACS	59 x 39 x 15,2 cm	1

Color: Black (110). Airpots not included.



# 10-TRAY SINGLE DOOR ROOM SERVICE CART – LOW PROFILE



One louvered vent on the back supports air circulation.

Large, molded-in ergonomic handle makes it easy to transport and maneuver.

Molded-in marine rail creates additional work surface during service. Marine rail is designed for use during service, not transport.

Polyurethane insulation ensures quiet meal delivery and provides structural strength.

Molded-in full-perimeter bottom bumper protects the cart, walls & furniture.

Molded-in rails ensure quiet meal delivery, rail spacing up to 13,34 cm.



Menu clip holds routing directions or content lists.

Lightweight, self-venting, ABS door is non-insulated and opens a full 270°.

Shown with four, 13 cm non-marking, offset, durable stainless steel casters (2 fixed and 2 swivel with brake). Heavy duty casters are available.

CODE	MDC1520S10	MDC1520S10HD
TRAY SIZE	38 x 51,5 cm & 37 x 53 cm	38 x 51,5 cm & 37 x 53 cm
TRAYS PER RAIL / RAIL SPACING	2 / 13,3 cm	2 / 13,3 cm
EXTERNAL DIMENSIONS W x D x H	77,5 x 97,5 x 109 cm	77,5 x 97,5 x 110,5 cm
INTERNAL DIMENSIONS W x D x H	53,7 x 78,7 x 66,7 cm	53,7 x 78,7 x 66,7 cm
CASTER TYPE	Nylon, standard casters 12,7 x 3,2 cm	Heavy Duty casters 15,2 x 5,1 cm
UNIT WEIGHT	35,4 kg	40,8 kg

Case Pack: 1 Colors: Granite Gray (191), Granite Sand (194).

## 20-TRAY MEAL DELIVERY CART – LOW PROFILE



**Colors:** Slate Blue (401), Granite Grey (191), Granite Green (192), Granite Sand (194).  
(All carts with cream door.)

MDC1520T16 and MDC1418T16 are covered by U.S. Patent D 398,727.



Marine rail is designed for use during service, not transport.



MDC1520S20  
Back view with louvered vents



### Low Profile

CODE	MDC1520S20	MDC1418S20
TRAY SIZE	38 x 51,5 cm	36 x 46 cm
TRAYS PER CART	20	20
TRAYS PER COMPARTMENT	10	10
RAILS PER COMPARTMENT	5	5
TRAYS PER RAIL	2	2
RAIL SPACING	13,9 cm	13,9 cm
NUMBER OF DOORS	2	2
NUMBER OF COMPARTMENTS AND VENTS	2	2
NUMBER OF MENU CLIPS	2	2
MENU CLIPS - LOCATION	1 per door	1 per door
HANDLES - TYPE AND LOCATION	Molded in, each end	Molded in, each end
CASTER TYPE	Nylon, 15,2 cm, 2 swivel w/brake, 2 rigid, offset	Nylon, 12,7 cm, 2 swivel w/brake, 2 rigid, offset
LATCHES	2 internal nylon friction	2 internal nylon friction
EXTERNAL DIMENSIONS W x L x H	96,5 x 140 x 112,4 cm	82,6 x 123,2 x 111,8 cm
INTERNAL DIMENSIONS W x D x H	53,5 x 77 x 70 cm	47 x 71,5 x 74 cm
UNIT WEIGHT	70,31 kg	64,18 kg

Case Pack: 1



# 16 AND 30 TRAY MEAL DELIVERY CARTS – TALL PROFILE



Marine rail is designed for use during service, not transport.



## Tall Profile

CODE	MDC1520T30	MDC1520T16	MDC1418T30	MDC1418T16
TRAY SIZE	38 x 51,5 cm	38 x 51,5 cm	36 x 46 cm	36 x 46 cm
TRAYS PER CART	30	16	30	16
TRAYS PER COMPARTMENT	10	8	10	8
RAILS PER COMPARTMENT	10	4	10	4
TRAYS PER RAIL	1	2	1	2
RAIL SPACING	12,7 cm	13,3 cm	12,7 cm	13,3 cm
NUMBER OF DOORS	3	1	3	1
NUMBER OF COMPARTMENTS	3	2	3	2
NUMBER OF MENU CLIPS	5	1	5	1
MENU CLIPS - LOCATION	Each door, each end	Back of cart	Each door, each end	Back of cart
HANDLES - TYPE AND LOCATION	Heavy-duty nylon, mounted 1 per end	Molded-in, 1 per end	Heavy-duty nylon, mounted 1 per end	Molded-in, 1 per end
CASTER TYPE	Nylon, 15,2 cm, 2 rigid, 4 swivel w/brake, offset	Nylon, 15,2 cm, 2 rigid, 2 swivel w/brake	Nylon, 15,2 cm, 2 rigid, 4 swivel w/brake, offset	Nylon, 15,2 cm, 2 rigid, 2 swivel w/brake
LATCHES	Friction catch, transit latch*	Large paddle latch external security latches	Friction catch, transit latch*	Large paddle latch
EXTERNAL DIMENSIONS W x L x H	74,3 x 152,4 x 161,6 cm	99,4 x 77,8 x 147,6 cm	74,3 x 152,4 x 161,6 cm	92,7 x 71,1 x 147,6 cm
INTERNAL DIMENSIONS W x D x H	39 x 53,34 x 127 cm	52,5 x 55 x 77,5 cm	37 x 55 x 127 cm	46,5 x 55 x 74,6 cm
REQUIRED DOOR WIDTH	77 cm	79 cm	77 cm	73 cm
UNIT WEIGHT	95,25 kg	62,37 kg	97,07 kg	54,88 kg

Case Pack: 1 Colors: Slate Blue (401), Granite Grey (191), Granite Green (192), Granite Sand (194). (All carts with cream door.)

\*Stainless steel transit latch at top of each door. MDC1520T16 and MDC1418T16 are covered by U.S. Patent D 398,727.

For lighter-duty applications, 30-tray carts may be ordered without the steel transit latches by using product code MDC1520T30NL or MDC1418T30NL.

# 60-TRAY MEAL DELIVERY CART FOR CORRECTIONAL TRAY SERVICE

- For use in correctional facilities.
- Holds 60 each 1411CW or 1411CP Cambro Base Trays with 853 Insert Trays or 60 each 10146DCW or 10146DCP Separator Compartment Trays.
- Security features include security screws on handles, stop locks on door knuckles, security bolts for transit latches and caster carriage bolts with lock nuts.



1411CP base tray with 853FH insert tray

CODE	MDC1411T60
TRAY SIZE	36,5 x 26,8 cm base tray 1411CW and 1411CP
TRAYS PER CART	60
TRAYS PER COMPARTMENT	20
RAILS PER COMPARTMENT	10
TRAYS PER RAIL	2
RAIL SPACING	12,7 cm
NUMBER OF COMPARTMENTS	3
MENU CLIPS	None
HANDLES - TYPE AND LOCATION	Heavy-duty aluminum with security screws, black finish, 1 per end
CASTER TYPE	15,2 cm heavy-duty casters, 5 cm wide tread, 2 swivel no brake, 2 rigid
LATCHES	Internal friction catch, 2 per door, transit latch*
EXTERNAL DIMENSIONS W x L x H	74,3 x 152,4 x 161,6 cm
INTERNAL DIMENSIONS W x D x H	37 x 55 x 127 cm
REQUIRED DOOR WIDTH	76,2 cm
UNIT WEIGHT	97,98 kg

**Case Pack:** 1 **Colors:** Slate Blue (401), Granite Grey (191), Granite Green (192), Granite Sand (194). All carts with cream door.

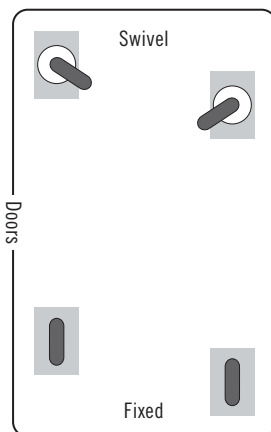
\*Stainless steel transit latch at top of each door.

## MEAL DELIVERY CARTS FEATURES AND CASTER CONFIGURATIONS

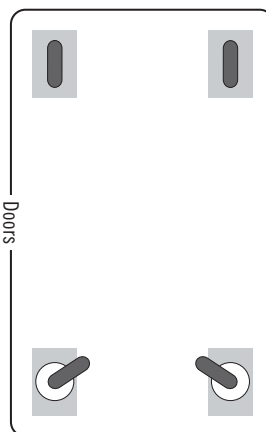
### Standard Caster Configurations:

These caster configurations are designed to provide stability and maneuverability over uneven surfaces.

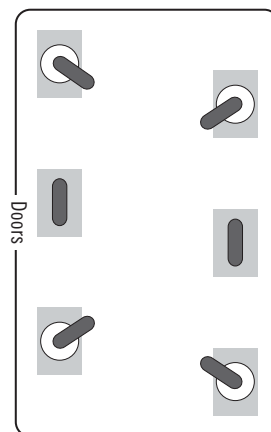
For optional caster configurations, contact your Cambro representative.



MDC1520S20, MDC1418S20, MDC1411T60



MDC1520S10, MDC1520S10D, MDC1520T16, MDC1418T16



MDC1520T30, MDC1418T30

### Handles

MDC1520S20, MDC1418S20



Molded in handles on each end for smooth transporting.

MDC1520T16, MDC1418T16



Molded in handles for easy transporting.

MDC1520T30, MDC1418T30, MDC1411T60\*\*



Heavy duty nylon handles are securely mounted and nested into each end.  
\*\*MDC1411T60 has tamper resistant heavy duty aluminum tubing handles.

### Lead in Casters



Castors are offset to ease movement over uneven surfaces. This is standard on MDC1520S10, MDC1520S10D, MDC1520S20, MDC1418S20, MDC1520T30, MDC1418T30 and MDC1411T60.

# ALPHA NUMERICAL LISTING

CODE	PAGE	CODE	PAGE	CODE	PAGE	CODE	PAGE
1000	225	10CWL	183	1216DC	223	12HP	169
1000CW	184	10CWNR	183	1216DCET	223	12HPH	172
1000LCD	45	10HC258	78	1216ET	228	12PP	174
1000LCDCVR	45	10HC414	78	1216FF	240	12RS12	62
1005CW	184	10HE1	83	1217FFH	240	12SFSCW	152
1007CW	184	10HE2	83	12183CW	160	12SFSP	154
100CW	183	10HPC	170	12183P	162	12SFSPPP	154
100LCD	45,47	10HPCCH	170	12186CW	160	12TGS	204
100MCCW	180	10HPCHN	170	12186P	162	1300	225
100MPC	27	10HPD	169	12189CW	61,160	1313	224
100MPCHL	27	10HS1114	77	12189P	162	1313 (Group 3)	224
100VS	184	10HS318	77	1218CCW	160	1318	224
1010VS	184	10HS434	77	1218CP	162	1318 (Group 3)	224
1012VS	184	10HS638	77	1218DSCW	161	1318CC	49
1013CW	184	10HS800	77	1218MT	245	1318MT	245
1014	224	10HS958	77	1218SCCW	61,160	13CLRCW	167
1014 (Group 3)	224	10PPCH	175	1219D	229	13CLRHP	171
10145CW	245	10PPCWSC	166,175	1220D	229	1400	225
10146CW	241	10PPD	174	122200050	261	1400CT	232
10146DCP	243	1100	225	122201050	261	1400ET	228
10146DCPC	243	1100CT	232	1222D	229	1400TL	233
10146DCW	243	1101CW	184	122400021	259	14105CP	245
10146DCWC	243	1116	224	122400023	259	14105CW	245
1014CL	229	1120CBP	95	122400050	261	1411CP	244
1014CT	232	1120CBR	95	122401118	259	1411CW	244
1014ET	228	112430000	261	122450050	261	1418	224
1014FF	240	116VS	184	1224MT	245	1418 (Group 3)	224
1014VS	184	1200	225	122500014	259	14187TRCW	245
1015	224	1200CW	192	122500050	261	1418CL	229
1015MT	245	1200DIV	28,35	122600050	261	1418CT	232
10302MT	245	1200P	191	122650050	261	1418CW	230
1030MT	245	1200P2	191	122700014	259	1418CWNS	230,266
103VS	184	1202CW	184	122700021	259	1418CWNSH	230,266
105VS	184	120CWP	183	122700023	259	1418D	229
106VS	184	120VS	184	122700050	261	1418DC	223
10CW	183	1210PW	28,31,32,33,35	122701118	259	1418DCET	223
10CWC	166	1216	224	1230MT	245	1418ET	228
10CWCH	166	1216 (Group 3)	224	124VS	184	1418FF	240
10CWCHN	166	1216CL	229	1252SLB250	163	1418H	225,266
10CWD	165	1216CT	232	1252SLINB250	163	1418TR	225
10CWGL	166	1216D	229	12CW	165	1418TR (Group 3)	225



# ALPHA NUMERICAL LISTING

CODE	PAGE	CODE	PAGE	CODE	PAGE	CODE	PAGE
1418TRCW	230	1600P	191	17HS800	77	1950	225
1418VC	265	1600P2	191	17HS958	77	1950CT	232
1418VCH	265	1600TL	233	1800CT	232	2000P	191
1422TR	225	1621CBP	95	1826	224	2000P2	191
1422TR (Group 3)	225	1622	224	1826 (Group 3)	224	200MCCW	180
14CW	165	1622 (Group 3)	224	182612CW	160	200MCH	180
14HP	169	16225	224	182612P	162	2025	224
14PP	174	16225 (Group 3)	224	182615CW	160	2025 (Group 3)	224
150CW	183	1622CT	232	182615P	162	2025MT	245
1520	224	165PW	261	18263CW	160	2030UT	88
1520 (Group 3)	224	16C258	78	18263P	162	20C258	78
1520CBCP	95	16C414	78	18266CW	160	20C414	78
1520CBP	95	16C578	78	18266P	162	20CC	191
1520CBPF	95	16CW	61	18268CLRCW	161	20CFC	176
1520CBR	95	16E1	82	18268CLRKIT	161	20CWC	166
1520CL	229	16E2	83	18269CW	160	20CWCH	166
1520CT	232	16E4	83	18269P	162	20CWCHN	166
1520CW	230	16E5	83	1826CCW	160	20CWD	165
1520CWH	230,266	16HP	169	1826CL	229	20CWGL	166
1520CWNS	230,266	16PP	174	1826CLRCW	161	20CWL	166
1520CWNSH	230,266	16S1058	74	1826CP	162	20CWLN	166
1520D	229	16S1114	74	1826CT	232	20E2	83
1520DC	223	16S1214	74	1826DBC	48	20GE1	82
1520DCET	223	16S318	74	1826DBCSP	48	20GE2	83
1520ET	228	16S418	74	1826DSCW	161	20GE4	83
1520H	225,266	16S434	74	1826DTC	48	20GE5	83
1520TR	225	16S534	74	1826DTCSP	48	20HPC	170
1520TR (Group 3)	225	16S638	74	1826HAR	49	20HPCH	170
1520VC	265	16S738	74	1826LBC	49	20HPCHN	170
1520VCRST	265	16S800	74	1826LBCSP	49	20HPD	169
1550	225	16S900	74	1826LTC	49	20HPL	170
1550CT	232	16S958	74	1826LTC3	49	20HPLN	170
1596CP	242	1722CBCP	95	1826LTCSP	49	20LPCWC	166
1596CW	242	1722CBP	95	1826MT	201	20LPCWD	165
15CLRCW	167	1722CBR	95	1826MTC	49	20LPHPC	170
15CLRHP	171	17HE1	83	1826SCCW	160	20LPHPD	169
1600	225	17HE2	83	18CW	165	20PPCH	175
1600CT	232	17HS1114	77	18PP	174	20PPCWSC	166,175
1600CW	192	17HS318	77	18SFSCW	152	20PPD	174
1600DIV	28,35,57	17HS434	77	18SFSP	154	20S1058	75
1600ET	228	17HS638	77	18SFSP	154	20S1114	75

# ALPHA NUMERICAL LISTING

CODE	PAGE	CODE	PAGE	CODE	PAGE	CODE	PAGE
20S1214	75	2500CT	232	30CWCHN	166	350LCD	45
20S318	75	250LCD	45	30CWD	165	35CLRCW	167
20S418	75	250LCDCVR	45	30CWGL	166	35CLRHP	171
20S434	75	25CLRCW	167	30CWL	166	35CLRPP	173
20S534	75	25CLRHP	171	30CWLN	166	35CW	183
20S638	75	25E1	82	30GE1	82	36CF	176
20S738	75	25E2	83	30GE2	83	36CW	165
20S800	75	25E4	83	30HPC	170	36E1	82
20S900	75	25E5	83	30HPCH	170	36E2	83
20S958	75	25MCCW	180	30HPCHN	170	36E4	83
21155CBP	95	25S1058	75	30HPD	169	36E5	83
21155CBR	95	25S1114	75	30HPL	170	36HP	169
21157CBP	95	25S1214	75	30HPLN	170	36PP	174
21157CBR	95	25S318	75	30PPCH	175	36S1058	76
2115BCBP	95	25S418	75	30PPCHN	175	36S1114	76
2115BCBP	95	25S434	75	30PPCWSC	166,175	36S1214	76
2115BCBR	95	25S534	75	30PPD	174	36S318	76
2115BCBR	95	25S638	75	30S1114	75	36S418	76
22CW	165	25S738	75	30S318	75	36S434	76
22HP	169	25S800	75	30S434	75	36S534	76
22LPCW	165	25S900	75	30S638	75	36S638	76
22LPHP	169	25S958	75	30S800	75	36S738	76
22PP	174	25SWGf	79	30S958	75	36S800	76
22SFSCW	152	2632	225	3200P2	191	36S900	76
22SFSP	154	26CF	176	3242	225	36S958	76
22SFSP	154	26CW	165	3253	224	3753	225
23CLRCW	167	26HP	169	3253CL	229	3853	225
23CLRHP	171	26PP	174	3253CT	232	38CW	165
23SL	163	2700	225	32CC	191	38PP	174
23SLB250	163	2700CT	232	32CW	165	400DIV	28,32,33,35
23SLB6250	163	28CW	165	32HP	169	400MCCW	180
23SLINB250	163	28PP	174	32HP1H	172	400MCH	180
240MPC	26	2900CT	232	32HP2H	172	400STP	32,38,87
2436UTH	88	2SFSCW	152	32PP	174	40CWC	166
2436UTHS	88	2SFSP	154	3343	225	40CWCH	166
24CW	165	2SFSP	154	33CLRCW	167	40CWCHN	166
24HP	169	300DIV	28,35	33CLRHP	171	40CWD	165
24LPCW	165	3046	225	33CLRPP	173	40HPC	170
24LPHP	169	30CFC	176	34CW	165	40HPCH	170
24PP	174	30CWC	166	34HP	169	40HPCHN	170
2500	225	30CWCH	166	34PP	174	40HPD	169

# ALPHA NUMERICAL LISTING

CODE	PAGE	CODE	PAGE	CODE	PAGE	CODE	PAGE
40PPCH	175	60CW	183	6RS6	62	85SFVS	184
40PPCWSC	166,175	60CWC	166	6SFSCW	152	86CW	165
40PPD	174	60CWCH	166	6SFSP	154	86HP	169
415CBP	95	60CWCHN	166	6SFSP	154	86VS	184
42CW	165	60CWD	165	6TGS	204	8F	200
42HP	169	60CWGL	166	725CWNR	183	8FB434	81
42PP	174	60CWL	166	730SR	65	8FBNH434	81
44CW	165	60CWLN	166	730STP	60	8HC258	78
44HP	169	60HPC	170	730WS	65	8HC414	78
44PP	174	60HPCH	170	75CW	183	8HE1	83
45CW	183	60HPCHN	170	800CW	192	8HE2	83
46	224	60HPD	169	800P	191,255	8HS1114	77
46 (Group 3)	224	60HPL	170	800P2	191,255	8HS318	77
46CW	165	60HPLN	170	806CW	184	8HS434	77
46HP	169	60PPCH	175	80CWC	166	8HS638	77
46PP	174	60PPCHN	175	80CWCH	166	8HS800	77
49E1	82	60PPCWSC	166,175	80CWCHN	166	8HS958	77
49E2	83	60PPD	174	80CWD	165	8RS8	62
49S1114	76	62CW	165	80HPC	170	8SFSCW	152
49S318	76	62HP	169	80HPCH	170	8SFSP	154
49S434	76	62PP	174	80HPCHN	170	8SFSP	154
49S638	76	6302MT	245	80HPD	169	900	225
49S800	76	630MT	245	80PPCWSC	166	900CT	232
49S958	76	63CLRCW	167	810	224	900CW	184
4FBRTT	55	63CLRHP	171	810 (Group 3)	224	900P	191,255
4SFSCW	152	63CLRPP	173	825CWNR	183	900P2	191,255
4SFSP	154	64CW	165	8262MT	245	9011CW	184
4SFSP	154	64HP	169	826MT	245	9013CW	184
500CW	192	64PP	174	82CW	165	901CW	184
500LCD	45	650WS	65	82HP	169	905CW	184
500LDCVR	45	65CLRCW	167	8302MT	245	909CW	184,253
500P	191,255	65CLRHP	171	830MT	245	90CWC	166
500P2	191,255	65CLRPP	173	84CW	165	90CWCN	166
50CW	183	65CWNR	183	84HP	169	90CWD	165
50MCCW	180	66CF	176	850CW	192	90HPC	170
5412CBP	47,62	66CW	165	853FCP	244	90HPD	169
55CWNR	183	66HP	169	853FCPC	244	90PPC	175
57	224	66PP	174	853FCW	244	90PPCWSC	166,175
57 (Group 3)	224	68VS	184	853FCWC	244	90PPD	174
5FBRTT	55	6F	200	853FH	244	90SPCW	183
60CFC	176	6FBRTT	55	853FHC	244	9113CP	243



ALPHA NUMERICAL LISTING

CODE	PAGE	CODE	PAGE	CODE	PAGE	CODE	PAGE
9113CW	243	978SFVS	184	BAR730DSPMT2	67	CA1623	236
9114CP	243	99VS	184	BAR730DX	67	CA2026	236
9114CW	243	9CWNR	183	BAR730PM	67	CA2028	236
911CPC	243	9E1	82	BAR730PMT	67	CA2129	236
911CWC	243	9E2	83	BAR730PMT220	67	CA2632	236
911VS	184	9RS9	62	BBR480	55	CA2738	236
912CBP	95	9S1114	74	BBR720	55	CA2836	236
913MT	245	9S318	74	BC1115SH	98	CA3200	236
913VS	184	9S434	74	BC11TC	98	CA3244	236
915	224	9S638	74	BC225	98	CA3247TR	236
915 (Group 3)	224	9S800	74	BC2254S	98	CA3253	236
915CP	242	9S958	74	BC230	98	CA3343	236
915CW	242	9TGS	204	BC2304S	98	CA3446	236
918MT	245	ADC33	93	BC235	98	CA3646	236
91VS	184	ADCS	92	BC2354S	98	CA3748	236
926	224	ADCSC	91	BC330	98	CA3753	236
926 (Group 3)	224	ADCSC12PKG	91	BC3304S	98	CA3800	236
92615MT	245	ADCSC8PKG	91	BC331KD	97	CA3952	236
926MT	245	ADCSC4	90	BC331KDSH	97	CA4064H	236
92CW	165	BAR540	70	BC331KDTC	97	CA4300	236
92HP	169	BAR540DS	70	BC340KD	97	CA4361	236
92PP	174	BAR54SR	65	BC340KDP	97	CB1220	57,58,60
93CW	183	BAR650	70	BCT1014	241	CBA183064V4	132
94CW	165	BAR650CP	70	BK60406	48	CBA183072V4	132
94HP	169	BAR650DS	70	BK60407	48	CBA183084V5	133
94PP	174	BAR650DSCP	70	BR258	80	CBA183664V4	132
950CW	192	BAR650SDX	69	BR414	80	CBA183672V4	132
950P	191,255	BAR650DSPM	69	BR578	80,253	CBA183684V5	133
950P2	191,255	BAR650DSPMT	69	BR712	80	CBA184264V4	132
95VS	184	BAR650DSPMT2	69	BSACS	268	CBA184272V4	132
96CW	183	BAR650DX	69	BSB10	200	CBA184284V5	133
96PCW	165	BAR650PM	69	BSB12	200	CBA184864V4	132
96PHP	169	BAR650PMT	69	BSB18	200	CBA184872V4	132
96SKRC	205	BAR650PMT220	69	BUF48	55	CBA184884V5	133
96SKRD	205	BAR730	68	BUF72	55	CBA185464V4	132
96SKRLC	205	BAR730CP	68	BV6CW	194	CBA185472V4	132
96SKRLD	205	BAR730DS	68	BWB16CW	187	CBA185484V5	133
96SKRLM	205	BAR730DSCP	68	BWM10CW	187	CBA186064V4	132
96SKRLP	205	BAR730SDX	67	BWP14CW	187	CBA186072V4	132
96SKRM	205	BAR730DSPM	67	BWW10CW	187	CBA186084V5	133
96SKRP	205	BAR730DSPMT	67	CA1300	236	CBA213064V4	132

# ALPHA NUMERICAL LISTING

CODE	PAGE	CODE	PAGE	CODE	PAGE	CODE	PAGE
CBA213072V4	132	CBDS21H6	134	CBR21723	136	CBU183672V4	132
CBA213084V5	133	CBDS24H10	134	CBR21E	136	CBU183684V4	133
CBA213664V4	132	CBDS24H6	134	CBR2430	136	CBU183684V5	133
CBA213672V4	132	CBID6	135	CBR24303	136	CBU184264V4	132
CBA213684V5	133	CBR1430	136	CBR2436	136	CBU184272V4	132
CBA214264V4	132	CBR14303	136	CBR24363	136	CBU184284V4	133
CBA214272V4	132	CBR1436	136	CBR2442	136	CBU184284V5	133
CBA214284V5	133	CBR14363	136	CBR24423	136	CBU184864V4	132
CBA214864V4	132	CBR1442	136	CBR2448	136	CBU184872V4	132
CBA214872V4	132	CBR14423	136	CBR24483	136	CBU184884V4	133
CBA214884V5	133	CBR1448	136	CBR2454	136	CBU184884V5	133
CBA215464V4	132	CBR14483	136	CBR24543	136	CBU185464V4	132
CBA215472V4	132	CBR14E	136	CBR2460	136	CBU185472V4	132
CBA215484V5	133	CBR1830	136	CBR24603	136	CBU185484V4	133
CBA216064V4	132	CBR18303	136	CBR2472	136	CBU185484V5	133
CBA216072V4	132	CBR1836	136	CBR24723	136	CBU186064V4	132
CBA216084V5	133	CBR18363	136	CBR24E	136	CBU186072V4	132
CBA243064V4	132	CBR1842	136	CBR30S	136	CBU186084V4	133
CBA243072V4	132	CBR18423	136	CBR36S	136	CBU186084V5	133
CBA243084V5	133	CBR1848	136	CBR42S	136	CBU213064V4	132
CBA243664V4	132	CBR18483	136	CBR48S	136	CBU213072V4	132
CBA243672V4	132	CBR1854	136	CBR54S	136	CBU213084V4	133
CBA243684V5	133	CBR18543	136	CBR60S	136	CBU213084V5	133
CBA244264V4	132	CBR1860	136	CBR72S	136	CBU213664V4	132
CBA244272V4	132	CBR18603	136	CBTR30	134	CBU213672V4	132
CBA244284V5	133	CBR1872	136	CBTR302PK	134	CBU213684V4	133
CBA244864V4	132	CBR18723	136	CBTR36	134	CBU213684V5	133
CBA244872V4	132	CBR18E	136	CBTR362PK	134	CBU214264V4	132
CBA244884V5	133	CBR2130	136	CBTR42	134	CBU214272V4	132
CBA245464V4	132	CBR21303	136	CBTR422PK	134	CBU214284V4	133
CBA245472V4	132	CBR2136	136	CBTR48	134	CBU214284V5	133
CBA245484V5	133	CBR21363	136	CBTR482PK	134	CBU214864V4	132
CBA246064V4	132	CBR2142	136	CBTR54	134	CBU214872V4	132
CBA246072V4	132	CBR21423	136	CBTR542PK	134	CBU214884V4	133
CBA246084V5	133	CBR2148	136	CBTR60	134	CBU214884V5	133
CBCC1	134	CBR21483	136	CBTR602PK	134	CBU215464V4	132
CBCC10	134	CBR2154	136	CBU183064V4	132	CBU215472V4	132
CBCC8	134	CBR21543	136	CBU183072V4	132	CBU215484V4	133
CBDS18H10	134	CBR2160	136	CBU183084V4	133	CBU215484V5	133
CBDS18H6	134	CBR21603	136	CBU183084V5	133	CBU216064V4	132
CBDS21H10	134	CBR2172	136	CBU183664V4	132	CBU216072V4	132

# ALPHA NUMERICAL LISTING

CODE	PAGE	CODE	PAGE	CODE	PAGE	CODE	PAGE
CBU216084V4	133	CD160	26	CECPI6	85	CLRSB9T	261
CBU216084V5	133	CD1826H	86	CECPO6	85	CLRSM8B5	254
CBU243064V4	132	CD1826HB	86	CECRF6	85	CLRWSR36	254
CBU243072V4	132	CD1826MTC	49,87	CECRT6	85	CLSB9	252
CBU243084V4	133	CD1826MTCHB	49,87	CECRW6	85	CLSM8B5	188, 189, 252
CBU243084V5	133	CD1826PDB	86,177	CECSB6	85	CLSRB5	193
CBU243664V4	132	CD2020	86	CECSG6	85	CLSSM8B5	252
CBU243672V4	132	CD2020H	86	CECSH6	85	CLST6	188
CBU243684V4	133	CD2020HB	86	CECWF6	85	CLST9	188,190
CBU243684V5	133	CD2028	88	CECWI6	85	C02632	235
CBU244264V4	132	CD300	31,48,87	CECWT6	85	C03200	235
CBU244272V4	132	CD300H	87	CECWW6	85	C03253	235
CBU244284V4	133	CD300HB	87	CFPFRC10	176	C03343	235
CBU244284V5	133	CD3253EPP	11	CFPMRC10	176	C03646	235
CBU244864V4	132	CD400	32,33,38,87	CFPSRC10	176	C03753	235
CBU244872V4	132	CD4060EPP	15	CFR18	176	C03800	235
CBU244884V4	133	CDR2020	79,86	CFRC18	176	C04300	235
CBU244884V5	133	CDR2020H	79,86	CFRSC18	176	CP12	202
CBU245464V4	132	CECBE6	85	CGH100WEU	10	CP1210	28
CBU245472V4	132	CECBL6	85	CGH100WUK	10	CP1220	28,31,32,33 35,47,57,60
CBU245484V4	133	CECBM6	85	CGH1W12VCAR	10	CP15	202
CBU245484V5	133	CECBR6	85	CGH200WEU	10	CP2632	10
CBU246064V4	132	CECCF6	85	CGH200WUK	10	CP27	202
CBU246072V4	132	CECCH6	85	CJ80CW	205	CP3253	10,15
CBU246084V4	133	CECCL6	85	CL800P	191,255	CP6040	48
CBU246084V5	133	CECCM6	85	CL900P	188,191,192,255	CP814	28,57,61,162
CBUPR1826S6	137	CECCO6	85	CL950P	191,255	CPA182464V4	112
CBUPR6040S6	137	CECCP6	85	CLAM8B5	189,190	CPA182472V4	112
CBUPRCLIPS	137	CECCR6	85	CLJ6	191,255	CPA182484V5PKG	113
CC32	179	CECDC6	85	CLLT10	190,255	CPA183064V4	112
CCP12	202	CECFL6	85	CLLT12	190,255	CPA183072V4	112
CCP15	202	CECGO6	85	CLLT6	190,255	CPA183084V5PKG	113
CCP27	202	CECGR6	85	CLLT8	190,255	CPA183664V4	112
CCPL12	202	CECHB6	85	CLNT10	188,189,192,255	CPA183672V4	112
CCPL27	202	CECHU6	85	CLNT12	188,189,255	CPA183684V5PKG	113
CD100	87	CECIC6	85	CLNT5	189,255	CPA184264V4	112
CD100H	87	CECIT6	85	CLNT8	189,255	CPA184272V4	112
CD100HB	87	CECJU6	85	CLNT9	189,255	CPA184284V5PKG	113
CD1313	88	CECMG6	85	CLRSB16	254	CPA184864V4	112
CD1327	88	CECMT6	85	CLRSB16T	261	CPA184872V4	112
CD1420	88	CECOF6	85	CLRSB9	254		



# ALPHA NUMERICAL LISTING

CODE	PAGE	CODE	PAGE	CODE	PAGE	CODE	PAGE
CPA184884V5PKG	113	CPA243672C96	141	CPHU214867V4	118	CPMU184875V4	113
CPA185464V4	112	CPA243672V4	112	CPHU214875S4	118	CPMU213667V4	113
CPA185472V4	112	CPA243684V5PKG	113	CPHU214875V4	118	CPMU213675V4	113
CPA185484V5PKG	113	CPA244264V4	112	CPHU215467S4	118	CPMU214267V4	113
CPA186064V4	112	CPA244272V4	112	CPHU215467V4	118	CPMU214275V4	113
CPA186072V4	112	CPA244284V5PKG	113	CPHU215475S4	118	CPMU214867V4	113
CPA186084V5PKG	113	CPA244864V4	112	CPHU215475V4	118	CPMU214875V4	113
CPA187264V4PKG	112	CPA244872V4	112	CPHU216067S4	118	CPMU243667V4	113
CPA187272V4PKG	112	CPA244884V5PKG	113	CPHU216067V4	118	CPMU243675DDPKG	146,257
CPA187284V5PKG	113	CPA245464V4	112	CPHU216075S4	118	CPMU243675V4	113
CPA212464V4	112	CPA245472V4	112	CPHU216075V4	118	CPMU244267V4	113
CPA212472V4	112	CPA245484V5PKG	113	CPHU243667S4	118	CPMU244275V4	113
CPA212484V5PKG	113	CPA246064V4	112	CPHU243667V4	118	CPMU244867FXPKG	147
CPA213064V4	112	CPA246072V4	112	CPHU243675S4	118	CPMU244867SUPKG	145
CPA213072V4	112	CPA246084V5PKG	113	CPHU243675V4	118	CPMU244867V4	113
CPA213084V5PKG	113	CPA247264V4PKG	112	CPHU244267S4	118	CPMU244875DRPKG	145
CPA213664V4	112	CPA247272V4PKG	112	CPHU244267V4	118	CPMU244875PDPKG	146
CPA213672V4	112	CPA247284V5PKG	113	CPHU244275S4	118	CPMU244875V4	113
CPA213684V5PKG	113	CPB1220	54	CPHU244275V4	118	CPMU246075DRPKG	145
CPA214264V4	112	CPCC1	114	CPHU244867S4	118	CPR14E	136
CPA214272V4	112	CPCC10	114	CPHU244867V4	118	CPR18E	136
CPA214284V5PKG	113	CPCC8	114	CPHU244875S4	118	CPR21E	136
CPA214864V4	112	CPDS14H11	114	CPHU244875V4	118	CPR2436	136
CPA214872V4	112	CPDS14H6	114	CPHU245467S4	118	CPR24363	136
CPA214884V5PKG	113	CPDS18H11	114	CPHU245467V4	118	CPR2442	136
CPA215464V4	112	CPDS18H6	114	CPHU245475S4	118	CPR24423	136
CPA215472V4	112	CPDS21H11	114	CPHU245475V4	118	CPR2448	136
CPA215484V5PKG	113	CPDS21H6	114	CPHU246067S4	118	CPR24483	136
CPA216064V4	112	CPDS24H11	114	CPHU246067V4	118	CPR24E	136
CPA216072V4	112	CPDS24H6	114	CPHU246075S4	118	CPR24S	136
CPA216084V5PKG	113	CPFWSC244860	145	CPHU246075V4	118	CPR30S	136
CPA217264V4PKG	112	CPH3	54	CPL12	202	CPR36S	136
CPA217272V4PKG	112	CPHU213667S4	118	CPL27	202	CPR42S	136
CPA217284V5PKG	113	CPHU213667V4	118	CPMCHD	119	CPR48S	136
CPA242464V4	112	CPHU213675S4	118	CPMCWB	135	CPR54S	136
CPA242472V4	112	CPHU213675V4	118	CPMPK2467	61	CPR60S	136
CPA242484V5PKG	113	CPHU214267S4	118	CPMU183667V4	113	CPR72S	136
CPA243064V4	112	CPHU214267V4	118	CPMU183675V4	113	CPSK2448S1	61
CPA243072V4	112	CPHU214275S4	118	CPMU184267V4	113	CPTR24	114
CPA243084V5PKG	113	CPHU214275V4	118	CPMU184275V4	113	CPTR30	114
CPA243664V4	112	CPHU214867S4	118	CPMU184867V4	113	CPTR36	114

# ALPHA NUMERICAL LISTING

CODE	PAGE	CODE	PAGE	CODE	PAGE	CODE	PAGE
CPTR362PK	114	CPU213664V4	112	CPU247264V4PKG	112	CSWS48EK	148
CPTR42	114	CPU213672V4	112	CPU247272V4PKG	112	CVC55	59
CPTR422PK	114	CPU213684V5PKG	113	CPU247284V5PKG	113	CVC72	59
CPTR48	114	CPU214264V4	112	CR12	89	CVC724	59
CPTR482PK	61	CPU214272V4	112	CRPHDG2878	80,253	D12	190
CPTR482PK	114	CPU214284V5PKG	113	CSDBA	61,137	D14	190
CPTR54	114	CPU214864V4	112	CSDBS	136	D16	190
CPTR542PK	114	CPU214872V4	112	CSDDC24	146,257	D24	190
CPTR60	114	CPU214884V5PKG	113	CSDDC245	146,257	D8	190
CPTR602PK	114	CPU215464V4	112	CSDR7	145,255	DB18263CW	177
CPTR72	114	CPU215472V4	112	CSDR73	145,255	DB18263P	177
CPU182464V4	112	CPU215484V5PKG	113	CSDR8	146,257	DB18266CW	177
CPU182472V4	112	CPU216064V4	112	CSDR84	146,257	DBC1826CW	177
CPU182484V5PKG	113	CPU216072V4	112	CSFF	135	DBC1826P	177
CPU183064V4	112	CPU216084V5PKG	113	CSHDF	118,135	DC10	196
CPU183072V4	112	CPU217264V4PKG	112	CSID3	135	DC1225	94
CPU183084V5PKG	113	CPU217272V4PKG	112	CSID6	61,135	DC5	196
CPU183664V4	112	CPU217284V5PKG	113	CSMHDD	135	DC575	94
CPU183672V4	112	CPU242464V4	112	CSMHDTK10	119	DC700	94
CPU183684V5PKG	113	CPU242472V4	112	CSMHDTK12	119	DC825	94
CPU184264V4	112	CPU242484V5PKG	113	CSMHDTK145	119	DCC10	196
CPU184272V4	112	CPU243064V4	112	CSMHDTKE4	119	DCC5	196
CPU184284V5PKG	113	CPU243072V4	112	CSMHDTKE5	119	DCS1125	94
CPU184864V4	112	CPU243084V5PKG	113	CSMHDTKE6	119	DCS950	94
CPU184872V4	112	CPU243664V4	112	CSR3	45	DD1220BECW	201
CPU184884V5PKG	113	CPU243672C96	141	CSR5	45	DD1220CW	201
CPU185464V4	112	CPU243672V4	112	CSSC244818	137	DD1220ECW	201
CPU185472V4	112	CPU243684V5PKG	113	CSSD188	136	DD1220SCW	201
CPU185484V5PKG	113	CPU244264V4	112	CSSD218	136	DD1826CW	201
CPU186064V4	112	CPU244272V4	112	CSSD248	136	DG3CW	187
CPU186072V4	112	CPU244284V5PKG	113	CSUPR1826S6	137	DIV12	27,60
CPU186084V5PKG	113	CPU244864SUPKG	145	CSUPR6040S6	137	DIV20	27
CPU187264V4PKG	112	CPU244864V4	112	CSUPRCLIPS	137	DP15	196
CPU187272V4PKG	112	CPU244872V4	112	CSWF	135	DRC2020	79,253
CPU187284V5PKG	113	CPU244884V5PKG	113	CSWS1436SK	148	DRLNK	149
CPU212464V4	112	CPU245464V4	112	CSWS1436VK	148	DRS30	149
CPU212472V4	112	CPU245472V4	112	CSWS1448SK	148	DRS300	149
CPU212484V5PKG	113	CPU245484V5PKG	113	CSWS1448VK	148	DRS36	149
CPU213064V4	112	CPU246064V4	112	CSWS1836SK	148	DRS360	149
CPU213072V4	112	CPU246072V4	112	CSWS1848SK	148	DRS48	149
CPU213084V5PKG	113	CPU246084V5PKG	113	CSWS36EK	148	DRS480	149

# ALPHA NUMERICAL LISTING

CODE	PAGE	CODE	PAGE	CODE	PAGE	CODE	PAGE
DRS60	149	EA214864V4	124	EDBS	136	EMU214878V4	125
DRS600	149	EA214872V4	124	EDS14H10	126	EMU215470V4	125
DSPR6	193	EA214884V5	125	EDS14H6	126	EMU215478V4	125
DT1220CW	201	EA215464V4	124	EDS18H10	126	EMU216070V4	125
E3	83,253	EA215472V4	124	EDS18H6	126	EMU216078V4	125
EA182464V4	124	EA215484V5	125	EDS21H10	126	EMU243670V4	125
EA182472V4	124	EA216064V4	124	EDS21H6	126	EMU243678V4	125
EA182484V5	125	EA216072V4	124	EDS24H10	126	EMU244270V4	125
EA183064V4	124	EA216084V5	125	EDS24H6	126	EMU244278V4	125
EA183072V4	124	EA217264V4	124	EMCWB	135	EMU244870V4	125
EA183084V5	125	EA217272V4	124	EMPK2470	61	EMU244878V4	125
EA183664V4	124	EA217284V5	125	EMSK2448S1	61	EMU245470V4	125
EA183672V4	124	EA242464V4	124	EMTR36	127	EMU245478V4	125
EA183684V5	125	EA242472V4	124	EMTR362PK	127	EMU246070V4	125
EA184264V4	124	EA242484V5	125	EMTR42	127	EMU246078V4	125
EA184272V4	124	EA243064V4	124	EMTR422PK	127	EPP140	7
EA184284V5	125	EA243072V4	124	EMTR48	127	EPP160	7
EA184864V4	124	EA243084V5	125	EMTR482PK	61	EPP160CL	7
EA184872V4	124	EA243664V4	124	EMTR482PK	127	EPP180	7
EA184884V5	125	EA243672C96	141	EMTR54	127	EPP180CL	7
EA185464V4	124	EA243672V4	124	EMTR542PK	127	EPP180LH	7
EA185472V4	124	EA243684V5	125	EMTR60	127	EPP180PKG	10
EA185484V5	125	EA244264V4	124	EMTR602PK	127	EPP180S	7
EA186064V4	124	EA244272V4	124	EMU142427V2	147	EPP180SPKG	10
EA186072V4	124	EA244284V5	125	EMU143627V2	147	EPP180X	18
EA186084V5	125	EA244864V4	124	EMU144827V2	147	EPP180XL	7
EA187264V4	124	EA244872V4	124	EMU183670V4	125	EPP180XLT	18
EA187272V4	124	EA244884V5	125	EMU183678V4	125	EPP260	7
EA187284V5	125	EA245464V4	124	EMU184270V4	125	EPP280	7
EA212464V4	124	EA245472V4	124	EMU184278V4	125	EPP280BKST	7
EA212472V4	124	EA245484V5	125	EMU184870V4	125	EPP280RDST	7
EA212484V5	125	EA246064V4	124	EMU184878V4	125	EPP300	9
EA213064V4	124	EA246072V4	124	EMU185470V4	125	EPP3253DIV	10
EA213072V4	124	EA246084V5	125	EMU185478V4	125	EPP3253LID	11
EA213084V5	125	EA247264V4	124	EMU186070V4	125	EPP400	9
EA213664V4	124	EA247272V4	124	EMU186078V4	125	EPP4060F6R	15
EA213672V4	124	EA247284V5	125	EMU213670V4	125	EPP4060F9R	15
EA213684V5	125	ECC1	126	EMU213678V4	125	EPP4060FADJR	13
EA214264V4	124	ECC10	126	EMU214270V4	125	EPP4060FAR	15
EA214272V4	124	ECC8	126	EMU214278V4	125	EPP4060FNR	13
EA214284V5	125	EDBA	61,136	EMU214870V4	125	EPP4060FPR1	15



# ALPHA NUMERICAL LISTING

CODE	PAGE	CODE	PAGE	CODE	PAGE	CODE	PAGE
EPP4060T200	14	ESR54S	136	ESU214864V4	124	ETR42	127
EPP4060T300	14	ESR60S	136	ESU214872V4	124	ETR422PK	127
EPPBEVBKST	17	ESR72S	136	ESU214884V5	125	ETR48	127
EPPBEVH1	17	ESU182464V4	124	ESU215464V4	124	ETR482PK	127
EPPBEVH2	17	ESU182472V4	124	ESU215472V4	124	ETR54	127
EPPBEVH5	17	ESU182484V5	125	ESU215484V5	125	ETR542PK	127
EPPBEVRDST	17	ESU183064V4	124	ESU216064V4	124	ETR60	127
EPPCTL	10	ESU183072V4	124	ESU216072V4	124	ETR602PK	127
EPPCTLPKG110	10	ESU183084V5	125	ESU216084V5	125	ETR72	127
EPPCTS	10	ESU183630V2	147	ESU217264V4	124	FR258	81
EPPCTSPKG110	10	ESU183664V4	124	ESU217272V4	124	FSG480	55
EPPID5	11	ESU183672V4	124	ESU217284V5	125	FSG720	55
EPPMD4835	19	ESU183684V5	125	ESU242464V4	124	FWC56	81,89
EPPZ35100	16	ESU184264V4	124	ESU242472V4	124	GB1200CW	187
EPPZ35175	16	ESU184272V4	124	ESU242484V5	125	GB850CW	187
EPPZ35175BST	16	ESU184284V5	125	ESU243064V4	124	GBBP111417	25
EPPZ35175RST	16	ESU184830V2	147	ESU243072V4	124	GBBP151417	25
EPPZ35265	16	ESU184864V4	124	ESU243084V5	125	GBCRC272165	144
EPPZ35265BST	16	ESU184872V4	124	ESU243664V4	124	GBD101011	24
EPPZ35265RST	16	ESU184884V5	125	ESU243672C96	141	GBD121515	24
EPPZ35330	16	ESU185464V4	124	ESU243672V4	124	GBD13913	24
EPPZ35330BST	16	ESU185472V4	124	ESU243684V5	125	GBD151212	24
EPPZ35330RST	16	ESU185484V5	125	ESU244264V4	124	GBD211414	24
EPPZ35LID	16	ESU186064V4	124	ESU244272V4	124	GBD211417	24
ES28	58	ESU186072V4	124	ESU244284V5	125	GBIRC272165	144
ES28RL	58	ESU186084V5	125	ESU244864V4	124	GBP216	23
ESR14E	136	ESU187264V4	124	ESU244872V4	124	GBP220	23
ESR18E	136	ESU187272V4	124	ESU244884V5	125	GBP318	23
ESR21E	136	ESU187284V5	125	ESU245464V4	124	GBP518	23
ESR2436	136	ESU212464V4	124	ESU245472V4	124	GK2000	78
ESR24363	136	ESU212472V4	124	ESU245484V5	125	GL0540	220
ESR2442	136	ESU212484V5	125	ESU246064V4	124	GL1070	220
ESR24423	136	ESU213064V4	124	ESU246072V4	124	GL1070RNS	222
ESR2448	136	ESU213072V4	124	ESU246084V5	125	GL1080	220
ESR24483	136	ESU213084V5	125	ESU247264V4	124	GL210P	221
ESR24E	136	ESU213664V4	124	ESU247272V4	124	GL220P	221
ESR24S	136	ESU213672V4	124	ESU247284V5	125	GL3074	220
ESR30S	136	ESU213684V5	125	ETR24	127	GL3980	220
ESR36S	136	ESU214264V4	124	ETR30	127	GL3980NS	264
ESR42S	136	ESU214272V4	124	ETR36	127	GL3980RNS	222
ESR48S	136	ESU214284V5	125	ETR362PK	127	GL4002	220

# ALPHA NUMERICAL LISTING

CODE	PAGE	CODE	PAGE	CODE	PAGE	CODE	PAGE
GL4002NS	264	HK39B	250	ITENEPP23H	259	MA3800	239
GL4002RNS	222	HK93BCW	183	ITPD3253	261	MA4300	239
GL4060	48,220	HK93CW	183	ITPD3753T	261	MA4361	239
GL4210	220	HP2632	10,28	ITPD3753TH	261	MCCH	180
GL4701	220	HP3253	10,15,31,32,33,35	KK1200	78	MDC1411T60	271
GP0540	219,263	HT10CW	189	KSC402	58	MDC1418S20	269
GP0540NS	262	HT120CW	189	KVC854	57	MDC1418T16	270
GP1070	217,219	HT12CW	189	KVC854C	57	MDC1418T30	270
GP1070AB	262	HT14CW	189	KVC856	57	MDC1520S10	268
GP1080	219	HT16CW	189	KVC856C	57	MDC1520S10D	267
GP1080AB	262	HT22CW	189	KWS40	58	MDC1520S10HD	268
GP1080NS	262	HT5CW	189	LCDCH	46	MDC1520S20	269
GP3074	219	HT8CW	189	LCDCH10	46	MDC1520T16	270
GP3788	219	HWAPR	46	LCDES	46	MDC1520T30	270
GP3980	217,219,263	HWATD	46	LD105	202	MDC24	47
GP3980AB	262	IB32	178	LD105A	202	MDC24F	47
GP3980NS	262	IB36	178	LD130	202	MDC24R	47
GP4002	217,219,263	IB44	178	LD85	202	MDCPC9CW	184
GP4002AB	262	IBS20	178	LD85A	202	MDSB16	252,259,261
GP4002NS	262	IBS27	178	LDT10	188	MDSB5	252
GP4004	217,219,263	IBS37	178	LDT12	188	MDSB9	252,261
GP4210	219	IBSD37	179	LDT16	188	MDSCDB9EU24V	248,250
GP4410	219	IBSF27	178	LDT22	188	MDSCDC9X5EU24V	248
GP4701	219	ICS100L	71	LDT5	188	MDS9	252,253
GP4709	219	ICS100L4S	71	LDT6	188,255	MDSHB5	251
GP4853	219	ICS125L	71	LDT9	188,255	MDSHB9	251
GP4856	219	ICS125LB	71	LT10	190,255	MDSHD9	251,253
GP55653	219	ICS125T	71	LT12	190,255	MDSHM8	251
GP55702	219	ICS175L	71	LT14	190	MDSL9	252,253
GP55703	219	ICS175LB	71	LT16	190	MDSLD9	252,253
GPE0540	217	ICS175T	71	LT22	190	MDSM8	252
GPE3980	217	ICS175TB	71	LT6	190,255	MDSP9	253
GPE4002	217	ICS200TB	71	LT8	190	MDSPC9	253
GPE4004	217	IT3253	261	MA2028	239	MDSPL	253
HBR258	80	IT3753T	261	MA2435	239	MDSPLT9	253
HBR414	80	ITENEPP	259	MA3142H	239	MW2129	235
HBR578	80	ITENEPP1118	259	MA3200	239	MW3200	235
HBR712	80	ITENEPP1118H	259	MA3343	239	MW3245	235
HE3	83	ITENEPP21	259	MA3646	239	MW3600	235
HFR258	81	ITENEPP21H	259	MA3652TR	239	MW3646	235
HK39	183	ITENEPP23	259	MA3753	239	MW3858	235

# ALPHA NUMERICAL LISTING

CODE	PAGE	CODE	PAGE	CODE	PAGE	CODE	PAGE
MW4200	235	PCUCH*	43	PH558516	234	RFS12SCPP	156
MY2026	238	PCUHC	43	PH558520	234	RFS18	158
MY2129	238	PCUHC*	43	PH558526	234	RFS18PP	158
MY2632	238	PCUHH	43	PH558530	234	RFS1PP	158
MY2738	238	PCUHH*	43	PH558536	234	RFS1SCPP	156
MY3200	238	PCULC	43	PL60CW	186	RFS2	158
MY3244	238	PCULC*	43	PPB15	194	RFS22	158
MY3253	238	PCULH	43	PPB18	194	RFS22PP	158
MY3343	238	PCULH*	43	PPB23	194	RFS2PP	158
MY3446	238	PCULP	43	PR314	81	RFS2SCPP	156
MY3646	238	PCUPC	43	PR500	81,253	RFS4	158
MY3753	238	PCUPC*	43	PR59314	81	RFS4PP	158
MY3800	238	PCUPH	43	PR59500	81	RFS6	158
MY3952	238	PCUPH*	43	PS1014	241	RFS6PP	158
MY4300	238	PCUPP	43	PSB10	198	RFS6SCPP	156
MY4361	238	PCUTOW	43	PSB12	198	RFS8	158
NT10	189,255	PCUTOWSP	43	PSB15	199	RFS8PP	158
NT12	189,255	PE600CW	186	PSB18	199	RFSC1	158
NT14	189	PH556010	234	PSB23	199	RFSC12	158,193
NT16	189	PH556016	234	PSB6	198	RFSC12PP	158
NT20	189	PH556020	234	PSB8	198	RFSC1PP	158
NT5	189,255	PH556026	234	PT1014	233	RFSC2	158
NT8	189,255	PH556030	234	PT1100	233	RFSC2PP	158
NT9	189,255	PH556036	234	PT1216	233	RFSC6	158
OETR314	81	PH556040	234	PT1400	233	RFSC6PP	158
P320CW	186	PH556046	234	PT1418	233	RFSCW1	156
P34CW	186	PH556050	234	PT1600	233	RFSCW12	156
P34LCW	186	PH556056	234	PWB22	46,193	RFSCW18	156
P480CW	186	PH556510	234	QCSB	96	RFSCW2	156
P600CW	186	PH556516	234	QCTB	96	RFSCW22	156
P60CW	186	PH556520	234	R1000LCD	46	RFSCW4	156
P64CW	186	PH556526	234	R500LCD	46	RFSCW6	156
PC34CW	186	PH557010	234	RD1200CW	201	RFSCW8	156
PC64CW	186	PH557016	234	RD1220CW	201	RFSCWC1	156
PCMC	43	PH557020	234	RD1220CWH	201	RFSCWC12	156
PCMC*	43	PH557026	234	RD1826CW	201	RFSCWC2	156
PCMH	43	PH557030	234	RD1826CWH	201	RFSCWC6	156
PCMH*	43	PH557036	234	RD926CW	201	RSB1014CW	199
PCUCC	43	PH557040	234	RFS1	158	RSB10CW	199
PCUCC*	43	PH557046	234	RFS12	158	RSB12CW	199
PCUCH	43	PH558510	234	RFS12PP	158	RSB1419CW	199



# ALPHA NUMERICAL LISTING

CODE	PAGE	CODE	PAGE	CODE	PAGE	CODE	PAGE
RSB15CW	199	SRB13CW	193	UPCH16002UK	38	VBRSHTS	54
RSB18CW	199	SRB5	193,255	UPCH4002	38	VBRT5	53
RSB23CW	199	SRB5CW	193,255	UPCH4002UK	38	VBRT6	53
RSB6CW	199	SSR1	43	UPCH8002	38	VBRTBL	54
RSB8CW	199	SSR8	43	UPCH8002UK	38	VBRTCVR5	54
SB55	200	TC1418	89	UPCHT16002HD	38	VBRTCVR6	54
SB60	200	TDC2029	89	UPCHT8002	38	VBRTHD5	53
SB80	200	TDC30	89	UPCHW4002	38	VBRTHD6	53
SBH15	54	TDCR12	89	UPCS140	27	VBRTL5	53
SBH18	54	TG6	204	UPCS160	27	VBRTL6	53
SC337	96	TG9	204	UPCS180	27	VBRTLHD5	53
SC337S	96	TGA11	204	UPCS400	33	VBRTLHD6	53
SCP12CW	178	TGA8	204	UPCS400CK	33	VBRU5	53
SCP24CW	178	TGG6	204	UPR1826F20	143	VBRU6	53
SCP64CW	178	TGG9	204	UPR1826F40	143	VBRUHD5	53
SCP6CW	178	UC1000	45	UPR1826FA20	143	VBRUHD6	53
SFC12	154	UC1000CVR	45	UPR1826FA40	143	VBRUT5	53
SFC12SCPP	152	UC250	45	UPR1826FP20	143	VBRUT6	53
SFC2	154	UC250CVR	45	UPR1826FP40	143	VBRUTHD5	53
SFC2SCPP	152	UC500	45	UPR1826FPA20	143	VBRUTHD6	53
SFC6	154	UC500CVR	45	UPR1826FPA40	143	VBRWC	54
SFC6SCPP	152	UCR10AR8	141	UPR1826H12	144	VCS	53
SFG1012	197	UCR10R8	141	UPR1826H20	144	VCS32CNT	53
SFG1015	197	UPC100	27	UPR1826HP12	144	VCS32KEYT	54
SFG1220	197	UPC1200	35	UPR1826HP20	144	VCS32R	54
SFG820	197	UPC140	27	UPR1826U15	144	VCSCNL	53
SFR1012	197	UPC160	27	UPR1826U8	144	VCSCVR	54
SFV1015	197	UPC1600	35	VBR5	53	VCSHD	53
SLL30	163	UPC1600HD	35	VBR6	53	VCSWR	53
SPA14	203	UPC1600SP	35	VBRC	53	VCSWRHD	53
SPASL14	203	UPC180	27	VBRC90	53	VL1014	221
SP010CW	203	UPC300	31	VBRCVR5	54	VL1216	221
SP011CW	203	UPC300DIV	28,31	VBRCVR6	54	VL1418	216,221
SP013	203	UPC400	32	VBRHD5	53	VL1418NS	264
SP013CW	203	UPC400SP	32	VBRHD6	53	VL1418RNS	222
SP08CW	203	UPC600	35	VBRL5	53	VL1418TR	221
SPOP10CW	203	UPC800	35	VBRL6	53	VL1520	221
SPOP11CW	203	UPC800SP	35	VBRLHD5	53	VL1520TR	221
SPOP13	203	UPCGL1600SP	35	VBRLHD6	53	VL2129RNS	222
SPOP13CW	203	UPCH16002	38	VBRR5	54	VL2632	221
SRB13	193	UPCH16002HD	38	VBRR6	54	VL3200RNS	222

# ALPHA NUMERICAL LISTING

CODE	PAGE	CODE	PAGE	CODE	PAGE	CODE	PAGE
VL3253	221	VT1520TR	218	VTC3343TNS	215	WC100CW	194
VL3343	221	VT2632	217	VTC3646T	215	WC100CWNH	194
VL3343C	216,221	VT3253	217	VTC3646TNS	215	WCR1220	57,60
VL3343CNS	264	VT3343	217,218	VTC3753T	215	WR60406	48
VL3343NS	264	VT3343AB	262	VTC3753TNS	215	WR60407	48
VL3600RNS	222	VT3343C	216,218	VTCT3253T	215	WW1000	192
VL3646C	216,221	VT3343CAB	262	VTCT3343T	215	WW1000L	192
VL3646CNS	264	VT3646C	216,217,218	VTCT3646T	215	WW1000LS	192
VL3753	221	VT3646CAB	262	VTCT3753T	215	WW1500	192
VT1216	218	VT3753	217	VTE1418	217	WW250	192
VT1418	216,217,218	VT3853	218	VTE3253	217	WW250L	192
VT1418AB	262	VTC3253T	215	VTE3343	217	WW500	192
VT1418TR	218	VTC3253TNS	215	VTE3646C	217		
VT1520	218	VTC3343T	215	VTE3753	217		

## Cambro® Warranty

Cambro Camtrays® and Camwear® Dinnerware have a five year guarantee against breakage. Camtherm Bulk Food Holding Cabinets hold a one-year warranty. Camwear food storage products are guaranteed for two years under normal usage. Camshelving® has a one-year warranty on workmanship and a lifetime limited warranty against rust and corrosion, excluding mobile posts. For all other Cambro products, Cambro warrants to the original buyer a three-year pro-rated guarantee. If product proves defective during this time, Cambro grants a pro-rated credit of the original price toward replacement product. The warranty applies on all Cambro products only when used under normal foodservice industry conditions.

Specifications, features and equipment shown are based upon the latest information available. Cambro Manufacturing Company reserves the right to make changes at any time, without notice, to price, colors, specifications, accessories and materials. For additional information, please contact your authorized Cambro representative.

**Note:** Temperature ranges noted throughout this catalog are based on specific test criteria and provide a general guideline. Individual use may vary due to differences in loading temperatures or ambient temperature.

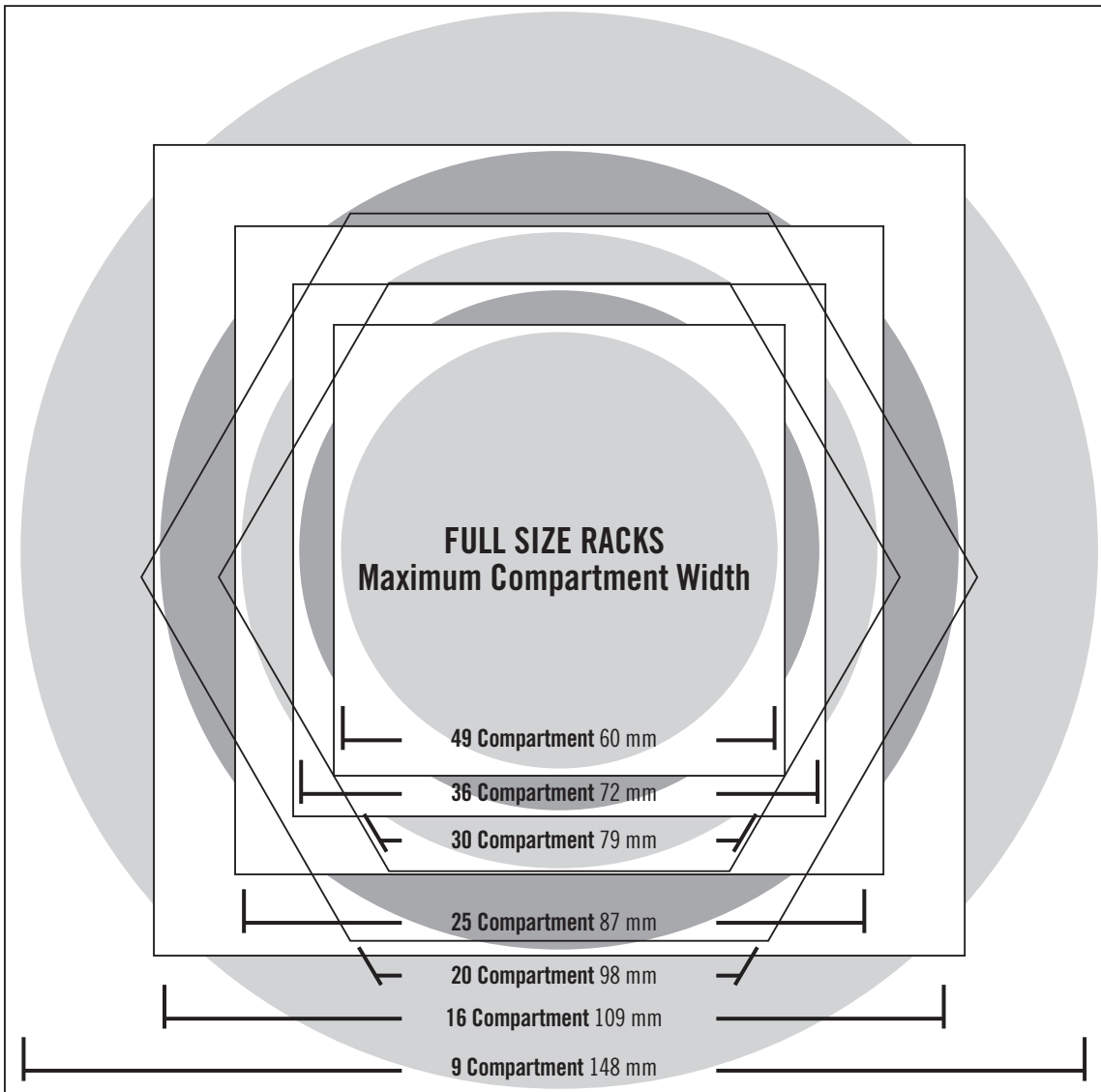
**Product Accessories:** Contents and accessories shown in photos are not included, except where noted.

## Photo credits:

Cambro products help foodservice operators throughout the world. To represent our global presence, images of Cambro products in use have been taken on locations throughout southern California, USA; in Cancun, Mexico; on the island of Rugen, Germany; and in the city of Huizhou, China. In particular, special thanks to the staffs of the Ambience Hotel, Rugen; Jin Hua Palace Hotel, Huizhou; Southern California Gas Company, Downey; Orange Coast College, Santa Ana and California Hospital, Los Angeles for their assistance in our photo shoots.

**HALF SIZE RACKS**  
**Maximum Compartment Width**

Number of Compartments	Maximum Compartment Width (mm)
17 Compartment	73 mm
10 Compartment	87 mm
8 Compartment	103 mm



267						267
265						265
263						263
261						261
259	26			S958	26	259
257				BR258		257
255				+E1+E2		255
253				+E2+E2+E2		253
251	25			(272mm)	25	251
249						249
247						247
245						245
243						243
241	24				24	241
239				S900		239
237				BR258		237
235				+E1+E2		235
233				+E2+E5		233
231	23			(231mm)	23	231
229						229
227						227
225						225
223						223
221	22				22	221
219				S800		219
217				BR258		217
215				+E1+E2		215
213	21			+E2+E2	21	213
211				(231mm)		211
209						209
207						207
205						205
203						203
201	20				20	201
199				S738		199
197				BR258		197
195				+E1+E2+E5		195
193	19			(190mm)	19	193
191						191
189						189
187						187
185						185
183						183
181	18				18	181
179				S638		179
177				BR258		177
175				+E1+E2+E2		175
173	17			(190mm)	17	173
171						171
169						169
167						167
165						165
163						163
161	16				16	161
159				S534		159
157				BR258		157
155				+E1+E5		155
153	15			(149mm)	15	153
151						151
149						149
147						147
145						145
143						143
141	14				14	141
139				S434		139
137				BR258		137
135				+E1+E2		135
133	13			(149 mm)	13	133
131						131
129						129
127						127
125						125
123						123
121	12				12	121
119				S418		119
117				BR258		117
115				+E4		115
113	11			(108 mm)	11	113
111						111
109						109
107						107
105						105
103						103
101	10				10	101
99				S318		99
97				BR258		97
95				+ E1		95
93	9			(108 mm)	9	93
91						91
89						89
87						87
85						85
83	8				8	83
81						81
79						79
77						77
75						75
73						73
71	7				7	71
69						69
67						67
65						65
63						63
61	6				6	61
59						59
57						57
55						55
53						53
51	5				5	51
49						49
47						47
45						45
43						43
41	4				4	41
39						39
37						37
35						35
33						33
31	3				3	31
29						29
27						27
25						25
23						23
21	2				2	21
19						19
17						17
15						15
13						13
11	1				1	11
9						9
7						7
5						5
3						3
1	0				0	1

**16**

**FULL RACK**

COMPARTMENT  
11,1 x 11,1 cm

**QUICK GUIDE**  
**Full Size Cup Racks (C)**

Maximum Cup Width	Number of Compartments	Maximum Cup Height		
		6,6 cm	10,7 cm	14,9 cm
11,1 cm	16	16C258	16C414	16C578
8,8 cm	20	20C258	20C414	20C578

**To determine Cup compartment size:**  
Turn cup or coffee mug upside down and place diagonally in square. Align handle with arrow in square. Cup or mug and handle must fit completely within boundaries of a square in order to ensure the right rack.

**20**

**FULL RACK**

COMPARTMENT  
11,1 x 8 cm

**10**

**HALF RACK**

COMPARTMENT  
10,4 x 8,8 cm

**8**

**HALF RACK**

COMPARTMENT  
11,3 x 10,4 cm

**QUICK GUIDE**  
**Full Size Cup Racks (C)**

Maximum Cup Width	Number of Compartments	Maximum Cup Height	
		6,6 cm	10,7 cm
10,4 cm	8	8HC258	8HC414
8,8 cm	10	10HC258	10C414

**To Determine Cup Height:**  
Place base of cup or coffee mug on flat surface hold

Place base of cup or coffee mug on flat surface hold ruler vertically next to it to determine height in inches or millimeters. If the height is greater than 108 mm, additional 41 mm E2 and HE2 extenders may be ordered.



# CAMBRO® EQUIPMENT COLOR CHART




180  
Gray



157  
Coffee Beige



158  
Hot Red



159  
Cold Blue



480  
Speckled Gray



417  
Dark Taupe



402  
Brick Red



186  
Navy Blue



191  
Granite Gray



194  
Granite Sand

Cambro provides a wide selection of colors to help you coordinate with your decor and color code items to simplify use. Color selections vary by product. Please see individual products for specific colors offered.

Due to the printing process, the colors shown may not be exact. For exact colors, contact Cambro or a Cambro Sales Representative for a color chip.



401  
Slate Blue



615  
Charcoal Gray



131  
Dark Brown

**Due to the catalog printing process, the colors shown may not be exact. For exact colors, contact Cambro or a Cambro representative for a color chip.**



192  
Granite Green



110  
Black



519  
Kentucky Green

## NEW FROM CAMBRO®



Cam GoBox® for Delivery  
7



Camchiller® Insert Kits,  
Color Lids and Cam GoHeat™ 14



Cam GoBox Pizza Carrier,  
Beverage Carrier and Cup Holder 16, 17



Cambro GoBags® Pizza Bags,  
Delivery Bags and Backpacks 22 - 25



Compact Dish Caddy S-Series  
90, 91



Service Cart Pro  
96



Basics Plus Shelf Rail Kit  
136



Ultimate Sheet Pan Rack  
for Single Shelf 137



Ultimate #10 Can Rack  
139 - 141



Ultimate Sheet Pan Rack  
142 - 144



Undercounter Shelving  
147



High Heat Measuring Cups and Cover  
180



Century™ Textured Wood Trays  
215



Décor Series Camtrays® and  
EpicTread™ Camtrays 223



Rectangular EpicTread Trays  
228

**COMCATER**  
- foodservice equipment  
[www.comcater.com.au](http://www.comcater.com.au)

**NATIONAL HEAD OFFICE**  
156 Swann Drive, Derrimut, VIC 3026  
Phone: 03 8369 4600  
Fax: 03 8369 4699  
Email: [sales@comcater.com.au](mailto:sales@comcater.com.au)

**NATIONAL CUSTOMER SERVICE**  
Phone: 1800 035 327  
Fax: 1800 808 954

**CAMBRO**  
TRUSTED FOR GENERATIONS™

**CAMBRO U.S.A.**  
5801 Skylab Road, Huntington Beach, CA 92647  
P.O. Box 2000, Huntington Beach, CA 92647-2000  
TEL: 1(714) 848-1555 FAX: 1(714) 843-2630  
[international@cambro.com](mailto:international@cambro.com)

**C.E.L.**  
TEL: (49) 7022 90 100 0  
FAX: (49) 7022 90100 19  
[cambroeuropa@cambro.com](mailto:cambroeuropa@cambro.com)

**CAMBRO UK**  
TEL: 0800 587 0057 Toll Free  
FAX: 0845 280 3411  
[cambrouk@cambro.com](mailto:cambrouk@cambro.com)

**IRELAND**  
TEL: 1800 509 046 Toll Free  
FAX: 01 633 55 76  
[cambroireland@cambro.com](mailto:cambroireland@cambro.com)

© Copyright Cambro Manufacturing Company. Printed in the U.S.A.

CAT2020/21 AUS

**ISO 9001:2008  
CERTIFIED**



Cambro is a proud  
recipient of the U.S.  
President's E-Award for  
Excellence in Exporting.